


ARIZONA STATE BASEBALL

2004 NCAA TOURNAMENT MEDIA GUIDE



Jason Urquidez



Dustin Pedroia



Arizona State 2004 NCAA Regional Media Guide

Arizona State University Quick Facts

Location	Tempe, Ariz.
Enrollment	45,693
Founded	1885
Nickname	Sun Devils
Colors	Maroon and Gold
Conference	Pacific-10
Home Field (Capacity)	Packard Stadium (4,200)
Packard Dimensions	LF: 340 CF: 395 RF: 340
President	Michael Crow
Director of Athletics	Gene Smith

Baseball Staff

Head Coach	Pat Murphy
Record at ASU (years)	400-194-1 (9)
Div. I Career Record	718-310-2
.....	16 seasons
Overall Career Record	773-365-4
.....	19 seasons
Assistant Coach	Jay Sferra (9th year)
Assistant Coach	Mike Rooney (6th year)
Assistant Coach (Pitching)	Chris Sinacori (3rd year)
Director of Baseball Operations	Graham Rossini (5th year)
Operations/Recruiting Assistant	Steve Kirkman (5th year)
Undergraduate Assistant	Carlos Arguello (1st year)
Manager	Graham Ferguson (1st year)
Athletic Trainer	Kenny McCarty (7th year)
Strength Coach	Jim Mancuso
Baseball Office Number	(480) 965-3677

2004 Team Quick Facts

2004 Record	40-16 (.714)
Home Record	25-9
Away/Neutral Record	15-6
2004 Pac-10 Record (Finish)	13-11 (4th)
Home Record	6-6
Away Record	7-5
National Rankings	8 (SW), 16 (BA), 15 (CB)

Arizona State Postseason History

NCAA Tournament Appearances	28 (counting '04)
NCAA Tournament Record	128-53 (.707)
CWS Appearances	18
National Championships	5 (1981, '77, '69, '67, '65)
CWS Runner-Up Finishes	5
Last CWS Appearance	1998 (2nd)
College World Series Record	55-30 (.647)
Regional Titles	13
Last Time to Host Regional	2003 (Tempe Diablo Stadium)

Baseball History

First Year of Baseball	1907 (7-2); 1959 (28-18)
Overall All-Time Record	2,357-1,153-6 (1907-P)
Early Record	333-338-5
Modern Record	2,024-807-1 (1959-P)
Packard Stadium Record	843-244-1 (1972-P)
Best Record All-Time	59-8 (1973)
School Records Wins in a Season	65 (1976)

Media Relations Information

Assistant Director (Baseball Contact)	Jeff Evans
Evans' E-Mail	jeff.evans@asu.edu
Evans' Direct Line	(480) 965-6594
Evans' Cell Phone	(480) 734-7791
Address	Carson Center; Room 131
.....	Tempe, AZ 85287-2505
Media Relations Phone	(480) 965-6592
Media Relations Fax	(480) 965-5408
ASU Athletic Website	www.TheSunDevils.com

2004 NCAA Fullerton Regional June 4-6, 2004 Cal State Fullerton Goodwin Field



#1 Arizona State (40-16)



#2 CS Fullerton (36-20)



#4 Pepperdine (28-30)



#3 Minnesota (38-21)

NCAA Fullerton Regional Schedule

at Fullerton, Calif. (Goodwin Field)

Wednesday, June 2

ASU departs for Fullerton, Calif.

Thursday, June 3

Practice - 11:30-1 p.m. at Goodwin Field

Friday, June 4

Game 1 - Arizona State vs. Pepperdine, 3 p.m.

Game 2 - Cal State Fullerton vs. Minnesota, 7 p.m.

Saturday, June 5

Game 3 - Loser Game 1 vs. Loser Game 2, 11 a.m.

Game 4 - Winner Game 1 vs. Winner Game 2, 3 p.m.

Game 5 - Winner Game 3 vs. Loser Game 4, 7 p.m.

Sunday, June 6

Game 6 - Winner Game 4 vs. Winner Game 5, 1 p.m.

Game 7 - Winner Game 6 vs. Loser Game 6, if necessary

Credits

The 2004 Arizona State University NCAA Tournament Media Guide was compiled, written and edited by Assistant Media Relations Director Jeff Evans to assist the news media in its coverage of the Sun Devils in the 2004 NCAA Tournament. It is intended as a supplement to the 2004 baseball media guide, copies of which can be obtained from Evans. All photographs taken by Scott Troyanos, Jason Wise, Scott Wachter and Rick Scuteri during the 2001-04 baseball seasons. Special thanks also to all of the media writers whose clips in this postseason media guide tell the various stories of several team members through features written in the 2004 season.

2004 Final Pac-10 Baseball Standings

	Pac-10	Overall
Stanford	16-8	44-12
Washington	15-9	37-18-1
UCLA	14-10	33-27
Arizona State	13-11	40-16
Arizona	12-12	30-24
Oregon State	10-14	31-22
USC	10-14	24-32
Washington State	9-15	29-26
California	9-15	25-31





NCAA Division I Regional at Fullerton, Calif.

Host: Cal State Fullerton

June 4-6, 1004

#1 Arizona State *
(40-16)

GAME 1
Friday, June 4
3 p.m. PDT

#4 Pepperdine
(28-30)

GAME 4
Saturday, June 5
3 p.m. PDT

#2 Cal State Fullerton
(36-20)

GAME 2
Friday, June 4
7 p.m. PDT

#3 Minnesota
(38-21)

GAME 6
Sunday, June 6
1 p.m. PDT

Loser of Game 4

Loser of Game 1

GAME 3
Saturday, June 5
11 a.m. PDT

GAME 5
Saturday, June 5
7 p.m. PDT

Loser of Game 2

GAME 7
Sunday, June 6
50 minutes after conclusion
of game 6 (if necessary)

Regional Champion
vs.
Mississippi
Regional Champion



(*) No. 7 National Seed



2004 Division I Baseball Championship

Regionals
June 4-6
*Campus or Neutral Sites
Double Elimination
First-Round Pairings

Super Regionals
June 11-13 or 13-14
*Campus or Neutral Sites
Best-of-Three Games

College World Series
June 18-27/28
Omaha, Nebraska
Double Elimination
First-Round Pairings
Best-of-Three Championship Series

College World Series
June 18-27/28
Omaha, Nebraska
Double Elimination
First-Round Pairings
Best-of-Three Championship Series

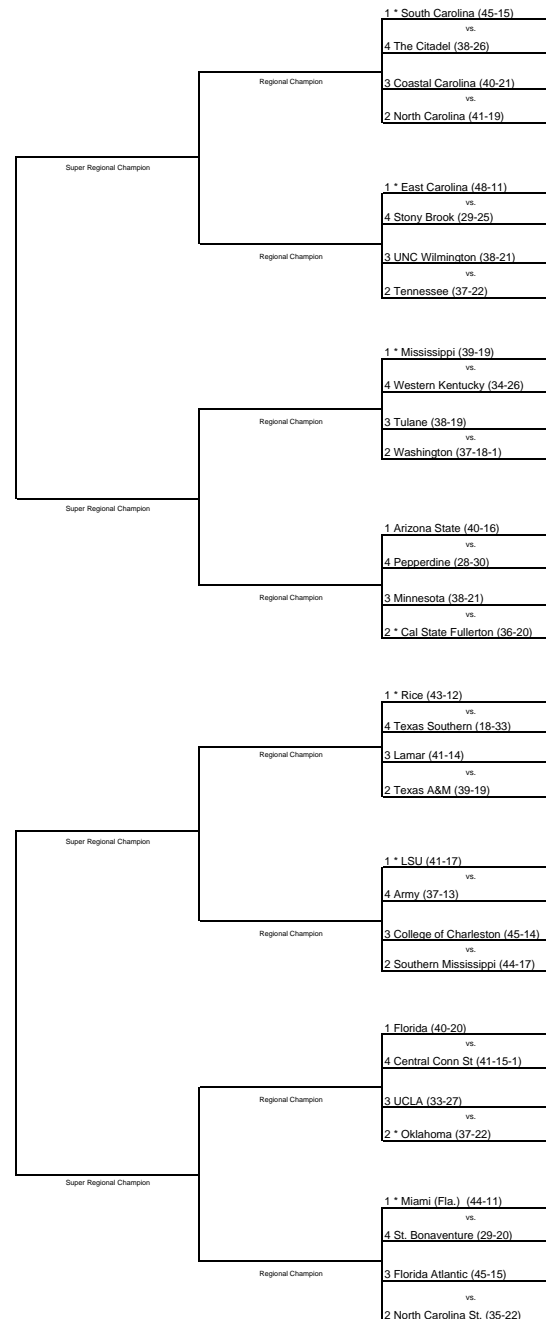
Super Regionals
June 11-13 or 12-14
*Campus or Neutral Sites
Best-of-Three Games

Regionals
June 4-6
*Campus or Neutral Sites
Double Elimination
First-Round Pairings



National Top Eight Seeds

1. Texas (50-13)
2. South Carolina (45-15)
3. Miami (Fla.) (44-11)
4. Georgia Tech (41-19)
5. Stanford (44-12)
6. Rice (43-12)
7. Arizona State (40-16)
8. Arkansas (39-21)





Arizona State Sun Devil Baseball

2004 Postseason Roster

Position Roster (33)

<u>PITCHERS</u>	<u>POS</u>	<u>B/T</u>	<u>HT</u>	<u>WT</u>	<u>YR/EXP</u>	<u>Hometown (High School/Last School)</u>
21 Andes, Quentin	RHP	R/R	6-2	194	Fr./HS	Albuquerque, NM (Cibola)
26 Cassa, Pat	LHP/OF	L/L	5-10	160	Fr./HS	Cypress, Calif. (Kennedy)
34 Urquidez, Jason	RHP	R/R	6-1	165	Jr./TR	Simi Valley, Calif. (Central Arizona CC)
35 Mousser, Jeff	RHP	R/R	6-2	215	Sr./TR	Tempe, Ariz. (Marcos de Niza/BYU)
37 Zinicola, Zechry	RHP/DH	R/R	6-1	205	Fr./HS	San Bernardino, Calif. (Arlington)
38 Hall, Ladd^	RHP	R/R	6-3	205	Jr./TR	Hereford, Ariz. (Eastern Arizona CC)
40 Bresnehan, Pat	RHP	R/R	6-1	205	Fr./HS	Sherborn, Mass. (Dover Sherborn)
41 Blake, Josh	LHP	L/L	6-4	195	Fr./HS	Overland Park, Kan. (Blue Valley West)
45 Averill, Erik	LHP	L/L	6-2	190	So./1V	Orange, Calif. (Villa Park)
47 Marotz, Ty	RHP	R/R	6-2	200	Jr./TR*	Crystal Lake, Ill. (Mesa CC)
49 Bordes, Brett	LHP	L/L	5-10	175	So./1V	Mesa, Ariz. (Dobson)
50 Webb, Travis	LHP/DH	L/L	6-4	200	Fr./HS	Spokane, Wash. (Lewis & Clark HS)

<u>CATCHERS</u>	<u>POS</u>	<u>B/T</u>	<u>HT</u>	<u>WT</u>	<u>YR/EXP</u>	<u>Hometown (High School/Last School)</u>
5 Walker, Brian^	C	L/R	6-0	195	Fr./HS	Tulsa, Okla. (Union)
19 Bocchi, Joel	C	R/R	5-11	190	Jr./2V	Phoenix, Ariz. (Desert Vista)
39 Gosewisch, Tuffy	C	R/R	5-10	185	Jr./2V	Scottsdale, Ariz. (Horizon)
60 Schoenberger, Garrett	C	R/R	5-11	195	Jr./2V*	Juneau, Alaska (Juneau-Douglas)

<u>INFIELDERS</u>	<u>POS</u>	<u>B/T</u>	<u>HT</u>	<u>WT</u>	<u>YR/EXP</u>	<u>Hometown (High School/Last School)</u>
2 Pedroia, Dustin	SS	R/R	5-8	180	Jr./2V	Woodland, Calif. (Woodland)
3 Landry, Jeff^	INF	R/R	5-9	170	Fr./HS	Walnut Creek, Calif. (Clayton Valley)
6 Dhaenens, Seth	INF	L/R	6-1	175	Fr./RS*	Chandler, Ariz. (Mountain Pointe)
10 Persichina, Joe	INF	L/R	6-0	180	Fr./HS	Rolling Hills Estates, Calif. (Peninsula)
15 Asanovich, Josh	INF	R/R	6-0	190	Jr./TR	Gold Canyon, Ariz. (Central Arizona CC)
20 Walsh, Nick	2B	L/R	5-7	176	Sr./3V*	Alamo, Calif. (De la Salle)
23 Henne, Matt^	1B	L/R	6-1	200	Fr./HS	Scottsdale, Ariz. (Paradise Valley)
32 Cook, Chris	1B	R/R	6-5	215	Jr./TR	Mesa, Ariz. (Mesa CC)

<u>OUTFIELDERS</u>	<u>POS</u>	<u>B/T</u>	<u>HT</u>	<u>WT</u>	<u>YR/EXP</u>	<u>Hometown (High School/Last School)</u>
4 Buck, Travis	OF	L/R	6-3	210	So./1V	Richland, Wash. (Richland)
9 Curtis, Colin	OF	L/L	6-0	190	Fr./HS	Issaquah, Wash. (Issaquah)
11 Larish, Jeff	OF	L/R	6-2	195	Jr./2V	Tempe, Ariz. (McClintock)
12 Laguna, Rocky^	OF	L/R	5-11	185	Fr./HS	Yuma, Ariz. (Kofa)
16 Cadena, Nick	OF	R/R	6-1	200	So./1V*	Glendale, Ariz. (Apollo)
17 McKenna, Ryan	OF	L/R	5-10	175	Jr./2V*	Elgin, Ill. (Larkin)
25 Williams, Eric^	OF	S/L	5-10	170	Fr./HS	Carmel, NY (Trinity-Pawling)
27 Holiday, Taylor	UTL	R/R	5-11	170	Fr./HS	Laguna Niguel, Calif. (Mission Viejo)
51 Cosentino, Joe^	OF	R/R	5-11	185	Jr./TR	Henderson, Nev. (Phoenix College)

* - Has utilized redshirt year

^ - Not active on postseason roster

Head Coach: 7 Pat Murphy (10th year)

Assistant Coaches: 62 Jay J. Sferra (9th year), 66 Mike Rooney (6th year), 29 Chris Sinacori (3rd year)

Director of Baseball Operations: Graham Rossini (5th year)

Operations and Recruiting Assistant: Steve Kirkman (6th year)

Undergraduate Assistant: Carlos Arguello (1st year)

Manager: Graham Ferguson (1st year)

Office Assistant: Sammie Nakama (2nd year)

Sports Medicine: Kenny McCarty (7th year)

Media Relations: Jeff Evans (4th year)

Numerical

2	Dustin Pedroia, SS
3	Jeff Landry, INF
4	Travis Buck, OF
5	Brian Walker, C
6	Seth Dhaenens, INF
9	Colin Curtis, OF
10	Joe Persichina, INF
11	Jeff Larish, OF/1B
12	Rocky Laguna, OF
15	Josh Asanovich, INF
16	Nick Cadena, OF/1B
17	Ryan McKenna, OF
19	Joel Bocchi, C
20	Nick Walsh, 2B
21	Quentin Andes, RHP
23	Matt Henne, 1B
25	Eric Williams, OF
26	Pat Cassa, LHP/OF
27	Taylor Holiday, UTL
32	Chris Cook, 1B
34	Jason Urquidez, RHP
35	Jeff Mousser, RHP
37	Zechry Zinicola, RHP/DH
38	Ladd Hall, RHP
39	Tuffy Gosewisch, C
40	Pat Bresnehan, RHP
41	Josh Blake, LHP
45	Erik Averill, LHP
47	Ty Marotz, RHP
49	Brett Bordes, LHP
50	Travis Webb, LHP/DH
51	Joe Cosentino, OF
60	Garrett Schoenberger, C

By Position

Catchers	4
Pitchers	12
Infielders	8
Outfielders	9

*players with multi-positions included

By Class

Seniors	2
Juniors	12
Sophomores	4
Freshmen	15

By State

Arizona	12
California	9
Washington	3
Illinois	2
Alaska	1
New Mexico	1
Nevada	1
Oklahoma	1
Kansas	1
Massachusetts	1
New York	1

Batting

Righties	17
Lefties	15
Switch	1

Pitching

Righties	7
Lefties	5



Roster

TV/RADIO



2 Dustin Pedroia, SS



3 Jeff Landry, INF



4 Travis Buck, OF



5 Brian Walker, C




6 Seth Dhaenens, INF



9 Colin Curtis, OF




10 Joe Persichina, INF




11 Jeff Larish, OF/1B



12 Rocky Laguna, OF



15 Josh Asanovich, INF



16 Nick Cadena, OF/1B




17 Ryan McKenna, OF



19 Joel Bocchi, C



20 Nick Walsh, OF



21 Quentin Andes, RHP



23 Matt Henne, 1B




25 Eric Williams, OF




26 Pat Cassa, LHP



27 Taylor Holiday, UTL



32 Chris Cook, 1B



34 Jason Urquidez, RHP



35 Jeff Mousser, RHP



37 Zechry Zinicola, RHP/DH



38 Ladd Hall, RHP



39 Tuffy Gosewisch, C




40 Pat Bresnehan, RHP



41 Josh Blake, LHP



45 Erik Averill, LHP



47 Ty Marotz, RHP



49 Brett Bordes, LHP



50 Travis Webb, LHP/DH



51 Joe Cosentino, OF



60 Garrett Schoenberger, C

Coaches



Pat Murphy,
Head Coach



Jay Sferra, Asst. Coach
Outfielders/Recruiting



Mike Rooney, Asst. Coach
Infielders



Chris Sinacori, Asst. Coach
Pitching Coach



Arizona State Baseball

- 40-16 overall, 13-11 in Pac-10 in 2004.
- Ranked for entire season and 96 straight polls.
- 2nd in Pac-10 in hitting (.326) and pitching (4.60 ERA)
- Making seventh NCAA Tournament Appearance in last eight seasons and 28th overall.
- Five-time NCAA College World Series Champions (1965, 1967, 1969, 1977, 1981).
- 128-53 all-time record in NCAA Tournament.
- 14-5 against ranked opponents in 2004.
- Dustin Pedroia named Golden Spikes Award Finalist.
- 79 All-Time Major League players from ASU.
- 10 selections to Team USA National Team since 1984.



Sun Devil Baseball 2004

Arizona State Baseball in Postseason Play

Postseason Summary

NCAA Appearances	27
All-Time NCAA Record	128-53
Regional Appearances	20
Regional Titles	13
Record in Regionals	60-20
Record in Super Regionals	1-2
District 7 Appearances	6
District 7 Titles	6
Record in District 7	12-1
CWS Appearances	18
CWS Titles	5
CWS Runners-up	5
CWS Third-Place Finishes	4
Record at CWS	55-30 (.647)

2003 Regional, at Tempe, Ariz.

ASU 14, Central Conn. State 2
ASU 15, New Mexico State 0
ASU 16, UNLV 1

Super Regional, at Fullerton, Calif.

CS Fullerton 5, ASU 1
ASU 7, CS Fullerton 6
CS Fullerton 7, ASU 1

2002 Regional, at Mesa, Ariz.

ASU 6, San Diego 3
Houston 8, ASU 4
ASU 11, San Diego 1
Houston 8, ASU 3

2001 Regional, at Fullerton, Calif.

ASU 11, Texas Tech 3
CS Fullerton 13, ASU 3
Texas Tech 9, ASU 8

2000 Regional, at Tempe, Ariz.

ASU 15, Miami (Ohio) 7
ASU 3, Texas 1
Texas 6, ASU 4
Texas 9, ASU 7

1998 Regional, at Wichita, Kansas

ASU 8, Arkansas 4
Oklahoma St. 13, ASU 8
ASU 6, Wichita St. 4
ASU 13, Oklahoma St. 5
ASU 3, Georgia Tech 1

1998 College World Series

May 29 - ASU 11, Florida St. 10
May 31 - ASU 9, Miami 2
June 3 - ASU 14, Long Beach St. 4
June 6 - USC 21, ASU 14 -- 2nd place

1997 Regional, at Coral Gables, Fla.

ASU 10, Florida International 2
ASU 3, Florida 2
ASU 10, Miami 3
Miami 7, ASU 6
Miami 6, ASU 5

1994 Regional, at Knoxville, Tenn.

ASU 8, Western Carolina 6
ASU 7, Wright State 4
ASU 10, Tennessee 5
ASU 5, Tennessee 4 (10)

1994 College World Series

June 4th - ASU 4, Miami 0
June 6th - Oklahoma 6, ASU 3 (11)
June 7th - ASU 9, Miami 5
June 9th - Oklahoma 6, ASU 1 -- t-3rd

1993 Regional, at Tempe, Ariz.

ASU 13, George Mason 4
ASU 6, Minnesota 5
ASU 9, CS Northridge 0
ASU 12, St. John's 2

1993 College World Series

June 5th - Wichita St. 4, ASU 3 (11)
June 7th - Oklahoma St. 6, ASU 5

1992 Regional, at Wichita, Kan.

CS Northridge 5, ASU 1
Wichita State 3, ASU 1

1990 Regional, at Tempe, Ariz.

ASU 12, Pennsylvania 1
ASU 11, Loyola Marymount 9
Oklahoma State 17, ASU 9
ASU 8, Washington St. 6 (10)
Oklahoma State 10, ASU 5

1989 Regional, at Waterbury, Conn.

ASU 5, George Washington 0
ASU 15, Pennsylvania 4
LeMoyne 4, ASU 2
Arkansas 1, ASU 0

1988 Regional, at Tempe, Ariz.

Evansville 1, ASU 0
ASU 13, Oklahoma 6
ASU 27, UNLV 8
ASU 11, Pepperdine 4
ASU 10, Pepperdine 5

1988 College World Series

June 3rd - ASU 4, California 2
June 5th - Wichita St. 7, ASU 4
June 7th - ASU 10, Florida 1
June 8th - ASU 4, Wichita St. 3 (10)
June 10th - ASU 19, Wichita St. 1
June 11th - Stanford 9, ASU 4 -- 2nd

1987 Regional, at Tempe, Ariz.

ASU 9, SW Missouri 5
ASU 9, UCLA 3
ASU 4, Pepperdine 2
ASU 14, UCLA 4

1987 College World Series

May 29th - Oklahoma St. 8, ASU 3
May 31st - Florida St. 3, ASU 0

1984 Regional, at Tempe, Ariz.

ASU 8, Washington State 4
ASU 15, Hawaii 11
ASU 5, Stanford 4

1984 College World Series

June 2nd - ASU 9, Miami 6
June 5th - ASU 23, Oklahoma St. 12
June 7th - Texas 8, ASU 4
June 8th - CS-Fullerton 6, ASU 1

1983 Regional, at Tempe, Ariz.

ASU 19, Brigham Young 11
ASU 8, CS-Fullerton 0
ASU 7, Fresno St. 2

1983 College World Series

June 4th - Alabama 6, ASU 5 (11)
June 5th - ASU 7, Maine 0
June 8th - ASU 6, Oklahoma St. 5
June 10th - Alabama 6, ASU 0 -- t-3rd

1982 Regional, at Tempe, Ariz.

ASU 6, San Diego State 1
Cal St.-Fullerton 10, ASU 9
ASU 9, Houston 5
Cal St.-Fullerton 8, ASU 7

1981 Regional, at Tempe, Ariz.

ASU 9, Gonzaga 6
ASU 18, Cal St.-Fullerton 9
ASU 12, Cal St.-Fullerton 7

1981 College World Series

May 30th - ASU 11, Texas 2
June 2nd - ASU 4, Mississippi St. 3
June 5th - Oklahoma St. 11, ASU 10
June 6th - ASU 10, S. Carolina 7
June 7th - ASU 12, Texas 3
June 8th - ASU 7, Oklahoma St. 4
Title #5

1978 Regional, at Tempe, Ariz.

UNLV 17, ASU 10
ASU 14, Washington State 8
ASU 30, UNLV 5
ASU 17, Gonzaga 1
ASU 11, Gonzaga 4

1978 College World Series

June 3rd - ASU 13, St. John's 2
June 4th - ASU 7, Oral Roberts 6
June 6th - USC 5, ASU 2
June 7th - ASU 13, Miami 3
June 8th - USC 10, ASU 3
2nd place

1977 Regional, at Tempe, Ariz.

ASU 6, Cal State-Fullerton 2
ASU 11, Washington St. 7
ASU 3, Washington St. 2

1977 College World Series

June 10th - ASU 10, Clemson 7
June 13th - S. Illinois 3, ASU 2
June 14th - ASU 8, Minnesota 4
June 16th - ASU 6, S. Carolina 2
June 17th - ASU 10, S. Illinois 0
June 18th - ASU 2, S. Carolina 1
Title #4

1976 Regional, at Tempe, Ariz.

ASU 13, Gonzaga 2
ASU 11, Memphis St. 4
ASU 12, Minnesota 5

1976 College World Series

June 12th - ASU 7, Arizona 6
June 13th - E. Michigan 2, ASU 1
June 15th - ASU 9, Wash. St. 3
June 16th - ASU 7, Maine 0
June 18th - Arizona 5, ASU 1 -- 3rd

1975 Regional, at Tempe, Ariz.

ASU 18, Washington St. 2
ASU 20, Puget Sound 3
Washington St. 8, ASU 7
ASU 5, Washington State 1

1975 College World Series

June 6th - ASU 5, CS-Fullerton 3
June 8th - ASU 5, Texas 2
June 11th - S. Carolina 6, ASU 3
June 12th - ASU 1, Oklahoma 0
June 13th - S. Carolina 4, ASU 1 -- 3rd

1973 District 7, at Mesa, Ariz.

ASU 14, Denver 1
ASU 14, Denver 0

1973 College World Series

June 8th - ASU 3, Penn State 1
June 10th - ASU 3, Minnesota 0
June 11th - USC 3, ASU 1
June 12th - ASU 6, Texas 5
June 13th - USC 4, ASU 3
2nd place

1972 District 7, at Mesa, Ariz.

ASU 8, Weber St. 1
ASU 5, Weber St. 0

1972 College World Series

June 10th - ASU 2, Iowa 1
June 11th - ASU 1, Oklahoma 0
June 12th - ASU 3, USC 0
June 14th - ASU 1, Temple 0
June 15th - USC 3, ASU 1
June 16th - USC 1, ASU 0
2nd place

1969 District 7, at Mesa, Ariz.

ASU 7, Idaho 1
ASU 3, Idaho 2

1969 College World Series

June 13th - Texas 4, ASU 0
June 14th - ASU 2, UCLA 1
June 17th - ASU 4, Massachusetts 2
June 18th - ASU 11, Tulsa 3
June 19th - ASU 4, NYU 1
June 20th - ASU 10, Tulsa 1
Title #3

1967 District 7, at Phoenix, Ariz.

ASU 11, Air Force 0
Air Force 5, ASU 2
ASU 6, Air Force 0

1967 College World Series

June 12th - ASU 7, Oklahoma St. 2
June 13th - ASU 8, Boston College 1
June 14th - ASU 5, Stanford 3
June 16th - Houston 3, ASU 0
June 17th - ASU 4, Stanford 3
June 18th - ASU 11, Houston 2
Title #2

1965 District 7, at Phoenix, Ariz.

ASU 7, Colorado St. 2
ASU 12, Colorado St. 3

1965 College World Series

June 7th - ASU 14, Lafayette 1
June 8th - ASU 13, St. Louis 3
June 9th - ASU 9, Ohio St. 4
June 10th - ASU 6, St. Louis 2
June 11th - Ohio St. 7, ASU 3
June 12th - ASU 2, Ohio St. 1
Title #1

1964 District 7, at Colorado Springs, Colo.

ASU 6, Air Force 1
ASU 7, Air Force 6

1964 College World Series

June 9th - Missouri 7, ASU 0
June 12th - ASU 5, Mississippi 0
June 13th - Maine 4, ASU 2



Sun Devil Baseball 2004

2004 Updated Statistics/Season Results

Record: 40-16 Home: 25-9 Away: 12-5 Neutral: 3-2 Pac-10: 13-11

Date	Opposing team	Score	Player	AVG	GP-GS	AB	R	H	2B	3B	HR	RBI	BB	HBP	SO	SB-ATT
2/6	#18 Florida State	W 2-1	2 Dustin Pedroia...	.395	56-56	233	76	92	24	1	9	48	45	7	13	8-13
2/7	#18 Florida State	W 10-9	15 Josh Asanovich...	.372	46-38	137	39	51	9	2	5	40	19	10	13	4-6
2/8	#18 Florida State	W 12-6	4 Travis Buck.....	.365	56-56	211	61	77	16	1	9	56	41	11	33	12-15
^2/13	vs CS Northridge	W 13-3	39 Tuffy Gosewisch..	.346	56-55	188	36	65	14	1	2	46	29	6	34	0-2
^2/14	vs Utah	W 11-0	20 Nick Walsh.....	.333	48-41	141	30	47	7	0	0	22	20	7	13	6-11
^2/15	vs Oklahoma	0-6 L	10 Joe Persichina...	.326	50-39	138	26	45	7	1	1	22	20	5	16	3-4
2/16	Gonzaga	W 10-7	32 Chris Cook.....	.312	40-20	93	21	29	7	0	5	21	9	2	36	1-1
\$2/20	vs Lamar	4-5 L	11 Jeff Larish.....	.308	54-54	224	45	69	17	0	7	49	35	1	46	3-7
\$2/21	vs Memphis	W 7-0	9 Colin Curtis.....	.294	54-54	180	36	53	11	0	5	36	38	5	38	11-13
\$2/22	at #1 Rice	W 3-1	37 Zechry Zinicola..	.280	31-25	100	20	28	8	0	3	26	12	1	22	0-0
2/24	#16 Arizona	W 4-0	16 Nick Cadena.....	.260	34-11	73	13	19	3	0	3	12	3	2	15	1-1
2/27	Connecticut	W 18-2	6 Seth Dhaenens....	.258	42-25	89	26	23	3	0	0	7	23	0	20	3-7
2/28	Connecticut	W 16-5														
2/29	Connecticut	W 18-11	17 Ryan McKenna.....	.333	27-5	42	9	14	2	1	1	9	4	0	9	1-1
3/5	#18 East Carolina	W 7-6	19 Joel Bocchi.....	.290	31-14	62	10	18	3	0	0	13	13	9	15	0-0
3/6	#18 East Carolina	W 6-4	60 G. Schoenberger..	.000	8-0	7	0	0	0	0	0	0	0	0	2	0-0
3/7	#18 East Carolina	W 7-5	50 Travis Webb.....	.000	1-0	1	0	0	0	0	0	0	0	0	1	0-0
3/12	#11 Tulane	3-5 L	51 Joe Cosentino....	.000	1-0	1	0	0	0	0	0	0	0	0	0	0-0
3/13	#11 Tulane	W 11-3	26 Pat Cassa.....	.000	3-0	1	0	0	0	0	0	0	0	0	0	0-0
3/14	#11 Tulane	W 5-1	49 Brett Bordes.....	.000	1-0	0	1	0	0	0	0	0	0	0	0	0-0
3/16	#33 Oklahoma State	W 3-2														
3/17	#33 Oklahoma State	W 16-6	Totals.....	.326	56-56	1955	454	637	132	7	50	411	316	67	336	53-82
*3/19	California	7-9 L	Opponents.....	.263	56-56	1883	296	495	69	11	44	275	264	49	426	46-64
*3/20	California	8-20 L														
*3/21	California	W 8-4	LOB - Team (520), Opp (466). DPs turned - Team (60), Opp (57). TPs turned - Team													
*3/26	Washington	1-11 L	(1). CI - Team (1), Gosewisch 1. IBB - Team (19), Pedroia 6, Buck 4, Larish 4,													
*3/27	Washington	W 9-4	Asanovich 2, Bocchi 1, Persichina 1, Gosewisch 1, Opp (2). Picked off - Curtis 2,													
*3/28	Washington	6-8 L	Buck 2, Asanovich 1, Larish 1, Pedroia 1.													
*4/2	USC	W 10-3														
*4/3	USC	5-14 L	Player	ERA	W-L	APP	GS	CG	SHO/CBO	SV	IP	H	R	ER	BB	SO
*4/4	USC	3-10 L														
4/8	#24 Oral Roberts	7-9 L	34 Jason Urquidez...	3.31	11-3	18	16	1	0/1	0	92.1	84	37	34	44	90
4/9	#24 Oral Roberts	W 5-1	37 Zechry Zinicola..	3.46	4-2	23	4	0	0/0	7	52.0	47	22	20	17	52
4/10	#24 Oral Roberts	5-6 L	35 Jeff Mousser.....	3.93	6-4	16	16	1	0/0	0	84.2	77	43	37	41	41
4/12	Arizona	W 9-5	40 Pat Bresnehan....	4.79	3-2	23	1	0	0/1	5	41.1	41	28	22	27	45
*4/16	at UCLA	W 12-4	45 Erik Averill.....	4.92	4-2	24	3	0	0/0	2	67.2	66	41	37	23	48
*4/17	at UCLA	W 4-3	26 Pat Cassa.....	5.48	3-1	21	5	0	0/1	1	47.2	53	34	29	25	38
*4/18	at UCLA	10-11 L														
*4/23	at Washington State	W 17-5	21 Quentin Andes....	4.91	5-1	20	0	0	0/0	2	29.1	32	17	16	18	27
*4/24	at Washington State	W 5-2	47 Ty Marotz.....	5.32	0-0	16	3	0	0/1	0	22.0	24	15	13	13	25
*4/25	at Washington State	4-8 L	41 Josh Blake.....	5.40	1-0	13	0	0	0/1	1	20.0	22	15	12	15	15
4/27	at #7 Wichita State	W 10-9	50 Travis Webb.....	5.68	0-0	9	0	0	0/1	0	6.1	10	11	4	10	7
4/28	at #7 Wichita State	W 4-3	49 Brett Bordes.....	8.55	3-1	13	8	0	0/1	1	33.2	39	33	32	31	38
5/3	New Mexico State	W 19-2														
5/4	New Mexico State	W 6-2	Totals.....	4.60	40-16	56	56	2	3/3	19	497.0	495	296	254	264	426
*5/14	Oregon State	W 9-3	Opponents.....	7.31	16-40	56	56	0	2/2	6	476.1	637	454	387	316	336
*5/15	Oregon State	W 3-1														
*5/16	Oregon State	W 8-4	PB - Team (2), Gosewisch 1, Bocchi 1, Opp (6). Pickoffs - Team (3), Urquidez 2,													
5/18	at New Mexico	W 22-4	Zinicola 1, Opp (6). SBA/ATT - Gosewisch (40-57), Urquidez (13-21), Bresnehan													
5/19	at New Mexico State	W 12-5	(9-11), Averill (7-8), Cassa (4-7), Bocchi (5-5), Mousser (4-5), Zinicola (4-5),													
*5/21	at Arizona	W 8-3	Bordes (2-3), Andes (1-2), Schoenberger (1-1), Blake (1-1), Marotz (1-1).													
*5/22	at Arizona	W 7-2														
*5/23	at Arizona	7-13 L	x-inactive player													
*5/28	at #2 Stanford	0-5 L														
*5/29	at #2 Stanford	3-10 L	Score by innings	1	2	3	4	5	6	7	8	9	Total			
*5/30	at #2 Stanford	W 15-5	-----	--	--	--	--	--	--	--	--	--	-----			
			Arizona State	67	52	69	53	54	39	49	59	12	454			
			Opponents	45	31	21	34	40	40	31	23	31	296			

* = Pac-10 game

^ = Coca-Cola Classic (Surprise, Ariz.)

\$ = Coca-Cola Classic (Houston, Texas)

Win-loss breakouts: Day 16-11; Night 24-5; vs Left 8-6; vs Right 32-10;

1-Run games 7-3; 2-Run games 4-4; 5+Run games 20-8; Extra inns 0-0; Shutouts 3-2.

Current streak: Won 1; Longest winning streak: 11; Longest losing streak: 3.

Attendance: Home 90249 (avg 2654); Away 42720 (avg 1941); Total 132969 (avg 2374).





2004 Sun Devil Baseball

ASU Media Relations
(P) 480-965-6594
(F) 480-965-5408
Baseball SID Contact: Jeff Evans
E-Mail: Jeff.Evans@asu.edu
Website: www.TheSunDevils.com

2004 Record: 40-16, 13-11 Pac-10
2004 Home Record: 25-9
2004 Road/Neutral Record: 15-7
2004 vs. Ranked Opponents: 14-5
ASU All-Time Record: 2,357-1,152-6
Head Coach: Pat Murphy (773-365-4)

2004 Schedule and Results

(40-16, 13-11 Pac-10)

DATE	OPPONENT	RESULT/TIME
2/6	Florida State (#18)	W, 2-1
2/7	Florida State (#18)	W, 10-9
2/8	Florida State (#18)	W, 12-6
2/13	CS Northridge^	W, 13-3
2/14	Utah^	W, 11-0
2/15	Oklahoma^	L, 0-6
2/16	Gonzaga	W, 10-7
2/20	Lamar#	L, 4-5
2/21	Memphis#	W, 7-0
2/22	Rice# (#1)	W, 3-1
2/24	Arizona (#16)	W, 4-0
2/27	UConn	W, 18-2
2/28	UConn	W, 16-5
2/29	UConn	W, 18-11
3/5	East Carolina (#18)	W, 7-6
3/6	East Carolina (#18)	W, 6-5
3/7	East Carolina (#18)	W, 7-5
3/12	Tulane (#11)	L, 3-5
3/13	Tulane (#11)	W, 11-3
3/14	Tulane (#11)	W, 5-1
3/16	Oklahoma State (#33)	W, 3-2
3/17	Oklahoma State (#33)	W, 16-6
3/19	California*	L, 7-9
3/20	California*	L, 8-20
3/21	California*	W, 8-4
3/26	Washington*	L, 1-11
3/27	Washington*	W, 9-4
3/28	Washington*	L, 6-8
4/2	USC*	W, 10-3
4/3	USC*	L, 5-14
4/4	USC*	L, 3-10
4/8	Oral Roberts (#24)	L, 7-9
4/9	Oral Roberts (#24)	W, 5-1
4/10	Oral Roberts (#24)	L, 5-6
4/12	Arizona	W, 9-5
4/16	at UCLA*	W, 12-4
4/17	at UCLA*	W, 4-3
4/18	at UCLA*	L, 10-11
4/23	at Washington State*	W, 17-5
4/24	at Washington State*	W, 5-2
4/25	at Washington State*	L, 4-8
4/27	at Wichita State (#7)	W, 10-9
4/28	at Wichita State (#7)	W, 4-3
5/3	New Mexico State	W, 19-2
5/4	New Mexico State	W, 6-2
5/14	Oregon State*	W, 9-3
5/15	Oregon State*	W, 3-1
5/16	Oregon State*	W, 8-4
5/18	at New Mexico	W, 22-4
5/19	at New Mexico State	W, 12-5
5/21	at Arizona*	W, 8-3
5/22	at Arizona*	W, 7-2
5/23	at Arizona*	L, 7-13
5/28	at Stanford* (#2)	L, 0-5
5/29	at Stanford* (#2)	L, 3-10
5/30	at Stanford* (#2)	W, 15-5
6/4	Pepperdine&	3 p.m.

* Pac-10 Game, ^ Coca-Cola Classic (Surprise, Ariz.)
Coca-Cola Rice Baseball Classic (Houston, Texas)
& NCAA Regional; Fullerton, Calif.

2004 NCAA Baseball Regional Media Guide

#1 Arizona State • #2 Cal State Fullerton • #3 Minnesota • #4 Pepperdine



Arizona State Sun Devils (40-16, 13-11 Pac-10)

#9 Sports Weekly/ESPN; #17 Baseball America; #18 Collegiate Baseball; #3 BoydsWorld RPI



Fullerton, Calif. • Goodwin Field (3,500) • June 4-6, 2004

PROBABLE PITCHERS

June 4 vs. Pepperdine, 3 p.m. PDT

PU - TBA

ASU - TBA

ASU IN NCAA TOURNAMENT

All-Time Record in NCAA: 128-53 (28)

Last Year in NCAA: 4-2 (advanced to Super Regional)

CWS Appearances (last): 18 (1998)

CWS Titles (last): 5 (1981)

ASU VS. REGIONAL FIELD

All-Time vs. Regional Field: 38-26

vs. CS Fullerton (36-20): 23-21

vs. Minnesota (38-21): 5-1

vs. Pepperdine (28-30): 10-4

vs. 64-Team NCAA Field in 2004: 21-12

NATIONAL RANKINGS

Arizona State (40-16) is ranked No. 9 in the ESPN/Sports Weekly Coaches poll, No. 18 by Collegiate Baseball and No. 17 by Baseball America. It marks the 96th straight week the Sun Devils have been ranked in the national polls dating back to the start of the 2000 season. ASU also owns the No. 3 projected RPI (BoydsWorld.com) in the nation.

MEDIA EXPOSURE

All of ASU's games in the NCAA Tournament will be broadcast locally in the Phoenix area on KDUS 1060 AM. Tim Healey and Bob Eger will call all the action from the Goodwin Field Press Box. The games will also be available on the internet at www.TheSunDevils.com. Game recaps, notes, stats and quotes can be found on ASU's website at the conclusion of each game.

DID YOU KNOW?

ASU notched its 25th 40-win season when it closed out the regular season with a 15-5 win over No. 2 Stanford... the Devils have advanced to the postseason for the 28th time in school history and the fifth straight under Coach Murphy... ASU finished the regular season winning 15 of the last 20 games and went 10-5 down the stretch in Pac-10 play... ASU is a combined 21-12 against the 64-team NCAA field and is 14-5 against ranked teams in 2004... Jeff Larish is hitting .376 over his last 20 games with five of his season total seven home runs... Dustin Pedroia leads ASU batting .395 with 24 doubles... Jason Urquidez is tied for the Pac-10 lead with 11 wins.

What's On Tap:

The Arizona State Sun Devils (40-16, 13-11 Pac-10) make their 28th all-time appearance in postseason play this weekend as the national No. 7 seed at the Fullerton Regional. ASU will take on No. 4 seed Pepperdine at 3 p.m. on Friday (June 4). ASU is making its fifth straight appearance in the NCAA Tournament and seventh under 10th-year head coach Pat Murphy. The Fullerton bracket also includes No. 2 Cal State Fullerton and No. 3 Minnesota. ASU completed the regular season with a 40-16 record and ended on a high note with 15 wins in the last 20 games. ASU has also played at the Fullerton Regional in 2001 and Super Regional in 2003.

ASU Earns No. 7 National Seed:

Largely due to a demanding non-conference schedule that the Sun Devils handled with a 27-5 record and a high RPI, ASU was one of eight teams to earn a national seed in the 2004 NCAA Tournament. The Devils landed the No. 7 seed, meaning should they advance through the Fullerton Regional, they would host a Super Regional against the Mississippi Regional (Ole Miss, Washington, Tulane, Western Kentucky) winner at Packard Stadium (June 11-13). ASU also earned a national seed in 2000. Texas grabbed the No. 1 national seed, followed by South Carolina, Miami (Fla.), Georgia Tech, Stanford, Rice, ASU and Arkansas.

Quick Hits:

- Of ASU's 56 games this season, 36 have been played against teams that have been ranked or are currently ranked.
- Junior shortstop Dustin Pedroia has hit safely in 46 of 56 games and is hitting .395 with nine HR and 24 2B.
- Dustin Pedroia has been named one of five finalists for the prestigious Golden Spikes Award.
- The Devils have used 45 different starting batting lineups and 33 different positional lineups this season.
- Josh Asanovich is second on the team hitting .372 (51-for-137) with 5 HR. He is hitting .434 in his last 23 games.
- Jason Urquidez is tied for the Pac-10 lead with 11 wins and heads into the NCAA tourney with 90 K in 90.2 IP.
- The Devils have been ranked in 96 consecutive national polls dating back to the start of the 2000 season.
- Tuffy Gosewisch was named one of 15 semifinalists for the Johnny Bench Catcher of the Year Award.
- 10th year head coach Pat Murphy picked up his 400th win at ASU with Sunday's 15-5 win over Stanford.
- Travis Buck is hitting .365 with nine home runs and is hitting .386 (22-for-83) over his last 20 games.
- ASU holds the No. 3 projected RPI in the nation (www.BoydsWorld.com) and is 14-5 against top 25 teams.
- ASU is 26-3 this season when the starting pitcher goes five or more innings.
- The Devils have made one or less error in 42 of 56 games and no errors in 21 games (.974 FLD%).
- Led by 7 from Zechry Zinicola, ASU's 19 saves are the most since 1990 (22) and fourth most in ASU history.
- Arizona State has scored 67 runs in the first inning and is 26-4 when scoring in its first at-bat.
- Zinicola is 4-2 with 7 SV and a 3.46 ERA. He is 2-1 with 6 SV and a 1.75 ERA in his last 25.2 IP (28 K).



ARIZONA STATE UNIVERSITY

Sports Weekly/ESPN

#9

Baseball America

#17

Collegiate Baseball

#18

BoydsWorld RPI

#3

Sun Devil Baseball 2004

2004 National Polls

Baseball America (5/31)

1.	Stanford	44-12
2.	Miami	44-11
3.	Texas	50-13
4.	Rice	43-12
5.	Notre Dame	49-10
6.	South Carolina	45-15
7.	Georgia Tech	41-19
8.	East Carolina	48-11
9.	Cal State Fullerton	36-20
10.	Arkansas	39-21
11.	Georgia	38-20
12.	Louisiana State	41-17
13.	Oral Roberts	48-9
14.	Washington	37-18
15.	Mississippi	39-19
16.	Florida State	42-20
17.	Arizona State	40-16
18.	Long Beach State	36-19
19.	Vanderbilt	42-17
20.	Oklahoma	37-22
21.	Florida	40-20
22.	Southern Mississippi	44-17
23.	Virginia	42-13
24.	Oklahoma State	37-22
25.	Wichita State	47-14

Sports Weekly/ESPN (5/31)

1.	Stanford	44-12
2.	Texas	50-13
3.	Miami	41-11
4.	Rice	43-12
5.	South Carolina	45-15
6.	Notre Dame	49-10
7.	East Carolina	48-11
8.	LSU	41-17
9.	Arizona State	40-16
10.	Georgia Tech	41-19
11.	Arkansas	39-21
12.	Long Beach State	36-19
13.	Mississippi	39-19
14.	Texas A&M	39-19
15.	Wichita State	47-14
16.	Cal State Fullerton	36-20
17.	Florida State	42-20
18.	Virginia	42-13
19.	North Carolina	41-19
20.	Georgia	38-20
21.	Washington	37-18-1
22.	Oral Roberts	48-9
23.	Vanderbilt	42-17
24.	Florida	40-20
25.	Tulane	38-19

Collegiate Baseball (5/31)

1.	Miami (Fla.)	44-11
2.	Stanford	44-12
3.	Texas	50-13
4.	Rice	43-12
5.	Georgia Tech	41-19
6.	Notre Dame	49-10
7.	East Carolina	48-11
8.	Virginia	42-13
9.	Arkansas	39-21
10.	Georgia	38-20
11.	Washington	37-18-1
12.	LSU	41-17
13.	Cal State Fullerton	36-20
14.	Mississippi	39-19
15.	Oral Roberts	48-9
16.	South Carolina	45-15
17.	Florida State	42-20
18.	Arizona State	40-16
19.	Long Beach State	36-19
20.	Central Florida	44-16
21.	Oklahoma	37-22
22.	Clemson	36-24
23.	North Carolina	41-19
24.	Wichita State	47-14
25.	Southern Mississippi	44-17

Pedroia For National Player of the Year:

Junior shortstop Dustin Pedroia is a leading candidate for Pac-10, National Player of the Year honors and is one of five finalists for the prestigious Golden Spikes Award. Through 56 games, Pedroia ranks second in the Pac-10 hitting .395 (92-for-233) with 76 runs scored, 24 doubles, nine home runs and 48 RBI. He has hit safely in 46 of ASU's 56 games, including 28 multi-hit affairs and four games with two or more doubles. Pedroia also leads the Pac-10 in runs scored (76), hits (92), doubles (24), second in on-base percentage (.502) and is third with a .622 slugging percentage. As a sophomore, Pedroia hit .404 (120-for-297) and was named the Pac-10 Co-Player of the Year. He led the NCAA with 34 doubles, setting the ASU and Pac-10 single-season record and tied for third all-time in the NCAA record books. With 24 doubles this season, Pedroia now has 71 in his career, ranking third in the ASU career record books. He also has recorded 294 hits to rank fourth and his career .384 batting average (294-for-766) ranks tied for seventh the ASU record books. He has played and has an 'ironman' streak by starting all 182 games of his Sun Devil career and has recorded at least one hit in 153 games (84%). He has also recorded 96 career multi-hit games. He was a two-year starter for the USA Baseball National Team and was named to the all-tournament team in the 2003 Pan American Games in Santo Domingo, Dominican Republic. Here is a look at Pedroia's season/career highlights and statistics:

- Hitting .395 overall (92-for-233) with 24 doubles, nine home runs, 48 RBI and a .502 on-base percentage.
- Golden Spikes Award Finalist and Dick Howser Player of the Year Award Semifinalist.
- Leads the Pac-10 in several categories, including runs (76), hits (92), doubles (24) and is second in assists (171).
- Has hit safely in 46 of 56 games in 2004 and 153 of 182 in his career. Leads the team with 34 extra base hits (24 2B, 1 3B, 9 HR).
- Has 28 multi-hit games this season and 96 in his career. Has 13 multi-hit games in ASU's last 22 contests (.383, 36-for-94).
- Has a pair of 10-game hitting streaks this season and seven career streaks of 10 or more games.
- Tied for the team lead with nine home runs and has 14 in his career. Entered the season with only five career homers.
- Rated as the No. 53 overall prospect by Baseball America and No. 16 rated position player for the 2004 MLB Draft.
- A career .384 (294-for-766) hitter to rank fourth in hits (294) and tied for seventh in batting (.384) in the ASU record books.
- Needs 6 more hits to reach the 300-hit milestone. He will be the fourth in ASU history and first to reach that mark in three years.
- Needs only 8 more hits to reach 100, becoming only the third player in ASU history to record back-to-back 100-hit seasons.
- Has hit 71 career doubles, ranking third in the ASU career record book. Needs four more doubles to reach 2nd place.
- Set the ASU and Pac-10 single-season record with 34 doubles in 2003. Old ASU record was 30 by Chris Bando in 1978.
- Named the 2003 Pac-10 Co-Player of the Year with Stanford's Ryan Garko and was a first-team All-American.
- Named the 2003 Defensive Player of the Year, he has a career .974 fielding percentage with only 21 errors in 802 total chances.
- Starting shortstop for USA Baseball National Team in 2002 and 2003, leading Team USA to a bronze medal in the Pan Am Games.

Year	Avg	GP-GS	AB	R	H	2B	3B	HR	RBI	BB	SO	SB-ATT
2002....	.347	58-58	236	51	82	13	2	1	45	24	19	5-9
2003....	.404	68-68	297	83	120	34	3	4	52	36	13	3-7
2004....	.395	56-56	233	76	92	24	1	9	48	45	13	8-13
TOTAL...	.384	182-182	766	210	294	71	6	14	145	105	45	16-29

Pedroia Times Two:

Junior shortstop Dustin Pedroia is a doubles machine. Through ASU's first 56 games, Pedroia has 24 doubles to lead the Pac-10 and ranks 15th in the nation (0.43 doubles per game). Pedroia set an ASU and Pac-10 record while leading the NCAA with 34 doubles in 2003. Pedroia ranks third in school history with 71 career doubles.

Pedroia Inching Towards 300:

With 294 career hits, junior shortstop Dustin Pedroia ranks fourth in school history and is only six hits short of the 300 mark. With six more hits, he will become only the fourth Sun Devil to reach 300 hits in a career and the first to do so in three or less seasons. Pedroia is also seventh in the ASU record books with 766 career at-bats, seventh in runs (210) and has never missed a game in his Sun Devil career (182 games).

2004 ARIZONA STATE BASEBALL PROJECTED STARTING LINEUP

Arizona State Sun Devils (40-16 Overall, 13-11 Pac-10)

Batting Order	No.	Name (B/T)	Pos	Ht	Wt	Yr	Notes/Key Stats
1	2	Dustin Pedroia (R/R)	SS	5-8	180	Jr.	Golden Spikes Finalist. Hitting .395, 24 2B, 9 HR.
2	4	Travis Buck (L/R)	RF	6-3	210	So.	Hits in 18 of last 19 games. .365 with 9 HR, 56 RBI.
3	11	Jeff Larish (L/R)	LF	6-2	195	Jr.	Hits in 19 of last 22 games. Hitting .308, 7 HR, 49 RBI.
4	37	Zechry Zinicola (R/R)	1B	6-1	205	Fr.	Two-way player who is hitting .280 with 3 HR, 26 RBI.
or	16	Nick Cadena (R/R)	DH	6-1	200	So.	Power to all fields. Hitting .260 with 3 HR and 12 RBI.
or	19	Joel Bocchi (R/R)	DH	5-11	190	Jr.	Hitting .290 with 3 2B and 13 RBI. 4-for-11 as pinch-hitter.
5	15	Josh Asanovich (R/R)	3B	6-0	190	Jr.	ASU's hottest hitter going 21-for-48 in last 14 games.
6	39	Tuffy Gosewisch (R/R)	C	5-10	185	Jr.	Johnny Bench Candidate hitting .346 with 46 RBI.
7	9	Colin Curtis (L/L)	CF	6-0	190	Fr.	Hitting .294 with five HR and 36 RBI in 54 games.
or	17	Ryan McKenna (L/R)	CF	5-10	175	Jr.	Hot going 8-for-17 in last 5 games. Hitting .333.
8	10	Joe Persichina (L/R)	2B	6-0	180	Fr.	Hitting .326 with 7 2B, 22 RBI. Can play 1B or 2B.
or	32	Chris Cook (R/R)	1B	6-5	215	Jr.	Backup first baseman hitting .312 with 5 HR, 21 RBI.
9	20	Nick Walsh (L/R)	DH	5-7	176	Sr.	Scrappy player hitting .333. 15 bunt base hits.
or	6	Seth Dhaenens (L/R)	3B	6-1	175	Fr.	Solid defense at hot corner. Hitting .258 overall.

Probable Pitching Rotation:

S/R	No.	Name	Pos	Ht	Wt	Yr	Notes/Key Stats
SP	35	Jeff Mousser	RHP	6-2	215	Sr.	Senior transfer (BYU). 6-4, 3.93 ERA, 84.2 IP.
SP	34	Jason Urquidez	RHP	6-1	165	Jr.	11-3, 3.31 ERA, 90 K. Leads Pac-10 with 11 wins.
Rel	40	Pat Bresnehan	RHP	6-1	205	Fr.	Reliever who is 3-2 with five saves and 4.79 ERA.
Rel	37	Zechry Zinicola	RHP	6-1	205	Fr.	Moved back to closer role. 2 W, 6 SV in last 14 games.
Rel	45	Erik Averill	LHP	6-2	190	So.	Veteran lefty who is 4-2, 2 SV with 4.92 ERA this year.
Rel	21	Quentin Andes	RHP	6-2	194	Fr.	5-1 with two SV and 4.91 ERA in 20 G (29.1 IP).

*Rotation/Starting Lineup Subject to Change



Sun Devil Baseball 2004

Pole Position:

Despite coming off a series loss at No. 2 Stanford, the Sun Devils have still won 15 of their last 20 Games. Arizona State remains a consensus top 20 team, ranked No. 9 in the ESPN/Sports Weekly Coaches poll, No. 18 by *Collegiate Baseball* and No. 17 by *Baseball America*. Ranked in the coaches poll every week this season, ASU has extended a streak of 96 consecutive weeks in the national rankings dating back to the start of the 2000 season. ASU entered the 2004 season ranked in all four of the national preseason polls (#7 CB, #10 SW, #11 NCBWA, #18 BA). ASU finished the 2003 season with a 54-14 record and earned a consensus top 10 ranking in all four national polls.

ASU in Postseason Play:

Arizona State is making its 28th appearance in the NCAA Tournament and fifth straight. The Sun Devils have advanced to the postseason in seven of head coach Pat Murphy's 10 seasons in Tempe, including playing for the national championship in 1998. ASU has an all-time 128-53 record in the NCAA Tournament and has won five national championships to rank second among all NCAA schools (1965, 67, 69, 77, 81). The Devils have also made 18 trips to Omaha and the College World Series. The school is coming off a 4-2 record in the postseason a year ago, breezing through the Tempe Regional undefeated, before coming within one win of the College World Series at the Fullerton Super Regional.

Scouting the Tournament Field:

Arizona State is one of five Pac-10 teams to make the 2004 postseason (Arizona, ASU, UCLA, Stanford, Washington), marking the first time since 1997 that the conference has had five teams advance to the NCAA Tournament. The Field of 64 is made up of 30 automatic bids from conference winners and 34 at-large bids. The Sun Devils were an at-large selection and were given one of the top eight national seeds. ASU combined to play 33 games against teams that advanced to the NCAA Tournament, posting a 21-12 record. The Devils are no stranger to Goodwin Field in NCAA Tournament play, having lost in a regional in 2001 and came within one win of advancing to the College World Series in 2003.

Scouting Pepperdine:

The Sun Devils will face off against Pepperdine for the first time since the 1988 NCAA Regional at Packard Stadium. ASU is 10-4 all-time against the Waves, including a pair of wins in the 1988 postseason. Pepperdine enters the postseason with a 28-30 record and received an automatic bid after beating Loyola Marymount in straight games to win the West Coast Conference Championship Series. The Waves were 19-11 in the WCC and 9-19 in non-conference action. Steve Kleen leads Pepperdine at the plate hitting .373 (78-for-209) with 20 doubles, six home runs and 55 RBI. Kleen, a first-team All-WCC selection, is also the closer with a 3-3 record and eight saves on the mound. As a team, the Waves are hitting .306 with 50 home runs and 32 stolen bases. Junior right-hander Kea Kometani (7-6, 3.94 ERA) and senior righty Jacob Barrack (8-5, 4.08 ERA) lead the pitching staff. Common opponents with ASU include UCLA, Cal State Northridge, Tulane, Oral Roberts, Washington State, USC and Gonzaga.

Scouting Minnesota:

ASU is 5-1 all-time against Minnesota last having faced the Golden Gophers in the 1993 NCAA Regional at Packard Stadium (6-5 victory). The Gophers won the Big Ten regular season and conference tournament crowns, heading into postseason play with a 38-21 record. Minnesota beat rival Ohio State in the second game of the conference tournament championship to earn the automatic bid. The Golden Gophers have advanced to six of the last seven NCAA tournaments. Senior outfielder Sam Steidl leads UM hitting .378 with 22 doubles and 20 stolen bases. As a team Minnesota is hitting .315 with 112 doubles and 37 home runs. Sophomore left-hander Glen Perkins (9-2, 2.53 ERA) leads the pitching staff and was named the Big Ten Pitcher of the Year. Perkins is coming off a career-best start in which he struck out 15 in a complete-game two-hit victory over Purdue. Minnesota has a 4.31 staff ERA. Common opponents with ASU include Florida State (W, 6-1) and Cal State Northridge (W, 12-6).

Scouting Cal State Fullerton:

Arizona State and Cal State Fullerton are bitter rivals over the years having faced each other in the 2001 NCAA Regional at Goodwin Field and again last year in the Super Regional. ASU leads the all-time series against the Titans 23-21, but has lost seven of the last 10 meetings. CSF defeated ASU 7-1 in the super regional final last season to advance to the College World Series. The Titans enter the postseason riding a hot streak of six straight wins, including a pair of sweeps over nationally ranked opponents UC Irvine (#21) and conference rival Long Beach State (#8). After starting the season 15-16 after 31 games, the Titans have won 21 of their last 25, bringing a 36-20 record into regional action. Junior catcher Kurt Suzuki is a Johnny Bench Award semifinalist and leads the team hitting .438 (88-for-201) with 15 doubles, 13 home runs and 74 RBI. Overall, CSF is hitting .326 with 119 doubles, 15 triples, 39 home runs and 52 stolen bases. Senior right-hander Jason Windsor is the ace of the pitching staff, going 8-4 with a 2.12 ERA and eight complete games during the regular season. Sophomore lefty Ricky Romero leads the team with 11 wins and has 103 strikeouts in 123.1 innings. Common opponents with ASU include Stanford, Arizona, Oklahoma, USC and Cal State Northridge.

Dominating the Arizona Baseball Rivalry:

Arizona and Arizona State are the only two Division I baseball programs in the state of Arizona and have met 408 times since 1907. While Arizona leads the overall rivalry 220-188, ASU leads the series 165-103 since the school officially adopted the program as a varsity sport in 1959. Additionally, ASU has dominated the rivalry in recent years, winning 16 of the last 20 games since 2000. The Sun Devils won four of the five meetings this year and seven of the last eight overall. ASU has won six straight series over Arizona. Since head coach Pat Murphy took over the program in 1995, ASU is 34-16 (.680) and has never lost a season series to the Wildcats.

ASU HEAD COACH

Pat Murphy



Since inheriting the Sun Devil program in August of 1994, Arizona State Baseball Head Coach Pat Murphy has carefully nurtured the tradition of excellence in Tempe, at the same time establishing himself as one of the top collegiate head coaches in the nation. He has guided Arizona State to top-12 national rankings in four of the past seven seasons, including an appearance in the 1998 College World Series national championship game. Murphy has combined to go 400-194-1 in his 10 seasons in Tempe and posts an all-time 28-20 record in NCAA Tournament action. He has a career 773-365-4 record in 19 seasons as a head coach. Murphy recorded his 700th victory at the Division I level on April 2, 2004 in a 10-3 win over USC. In 17 seasons split between Notre Dame and ASU, Murphy has averaged over 40 wins per season. ASU has been ranked in 96 straight national polls under Murphy. ASU also set an NCAA record scoring in 506 straight games.

Month by Month at ASU:

January	40-4
February	100-34
March	97-64-1
April	95-55
May	64-33
June	4-5

Pat Murphy at ASU

Record at ASU	400-194-1
Pac-10	148-115
Non-Conference	249-79-1
NCAA Tournament	19-12

Opening Day Record	9-1 (16-1 overall)
Earliest Start	Jan. 15, 1999 (Utah)
Latest Start	Feb. 6, 2004 (Florida State)

Pat Murphy Year-by-Year

Career Record: 773-365-4/19th season
Division I Record: 718-310-2/17th season
Arizona State Record: 400-194-1/10th season

Year	School	Overall
2004	Arizona State	40-16
2003	Arizona State	54-14
2002	Arizona State	37-21
2001	Arizona State	37-20-1
2000	Arizona State	44-15
1999	Arizona State	39-21
1998	Arizona State	41-23
1997	Arizona State	39-22
1996	Arizona State	35-21
1995	Arizona State	34-21
1994	Notre Dame	46-16
1993	Notre Dame	46-16
1992	Notre Dame	48-15
1991	Notre Dame	45-16
1990	Notre Dame	46-12
1989	Notre Dame	48-19-1
1988	Notre Dame	39-22
1987	Claremont-Mudd Scripps	21-18-1
1986	Claremont-Mudd Scripps	24-16
1983	Maryville (Tenn.)	10-21-1



Sun Devil Baseball 2004

The Pedroia Record Watch

Career Batting Average:

1. Kevin Romine (1981-82)	408
2. Hubie Brooks (1977-78)	396
3. Willie Bloomquist (1997-99)	394
4. Mike Sodders (1980-81)	389
5. Dan McKinley (1995-97)	389
6. Chris Bando (1975-78)	388
7. Bob Horner (1976-78)	384
8. Casey Myers (1998-2001)	384
Dustin Pedroia (2002-P)	384
10. Roger Schmuck (1970-71)	381

Career Doubles:

1. Clay Westlake (1973-76)	88
2. Andrew Beinbrink (1996-99)	75
3. Dustin Pedroia (2002-P)	71
4. Antone Williamson (1992-94)	70
5. Casey Myers (1998-2000)	64

Career Hits:

1. Clay Westlake (1973-76)	322
2. Andrew Beinbrink (1996-99)	318
3. Casey Myers (1998-2001)	313
4. Dustin Pedroia (2002-P)	294
5. Gary Atwell (1970-73)	286
6. Mikel Moreno (1995-98)	277
7. Antone Williamson (1992-94)	264
8. Bob Horner (1976-78)	262
9. Dan Rumsey (1986-89)	261
10. Rick Peters (1974-77)	251
11. Barry Bonds (1983-85)	247

Single-Season Doubles:

1. Dustin Pedroia, 2003	34
2. Chris Bando, 1978	30
3. Antone Williamson, 1993	29
Steve Willis, 1988	29
5. Clay Westlake, 1976	26

Single-Season Hits:

1. Paul Lo Duca, 1993	129
2. Hubie Brooks, 1978	126
3. Kevin Romine, 1982	121
4. Dustin Pedroia, 2003	120

National/Pac-10 Awards

Pac-10 Player of the Week:

Dustin Pedroia	Feb. 24
Travis Buck	Mar. 2
Travis Buck	Mar. 8

Pac-10 Pitcher of the Week:

Jason Urquidez	Feb. 24
----------------------	---------

National Player of the Week:

Urquidez (Feb. 24)	Collegiate Baseball
Urquidez (Feb. 25)	NCBWA/CBI
Buck (Mar. 1)	Collegiate Baseball
Buck (Mar. 3)	CBI (West Region)

Golden Spikes Award Finalist:

Dustin Pedroia

Dick Howser Trophy Semifinalist:

Dustin Pedroia

Clemens Award Watch List:

Jason Urquidez

Johnny Bench Award Semifinalist:

Tuffy Gosewisch

The .400 Club

Player	Avg.	Year
Paul Lo Duca	.446	1993
Mark Emster	.439	1999
Roger Schmuck	.434	1971
Hubie Brooks	.432	1978
Mike Sodders	.424	1981
Dan McKinley	.423	1997
Chris Bando	.415	1978
Willie Bloomquist	.414	1998
Casey Myers	.412	2000
Bob Horner	.412	1978
Kevin Romine	.410	1981
Kevin Romine	.406	1982
Ken Landreaux	.406	1976
Oddibe McDowell	.405	1984
Dustin Pedroia	.404	2003
Andrew Beinbrink	.402	1999

Buck Providing Power and Production:

Sophomore right fielder Travis Buck leads the team with 56 RBI and is third on the team hitting .365 (77-for-211). He is also tied for the team lead with nine home runs and has a .577 slugging percentage. He is amongst the league leaders in RBI (56), runs scored (61), stolen bases (12), walks (41) and doubles (16). He has hit safely in 45 of 56 games this season and has recorded 21 multi-hit games. He was one of ASU's hottest hitters on the road swing through New Mexico and Arizona, going 13-for-21 (.619). Additionally, Buck has hit safely in 21 of his last 23 games and 26 of his last 31. He also leads the team with five outfield assists and is 12-for-15 stealing bases. He was named Pac-10 Player of the Week and the Collegiate Baseball/Louisville Slugger National Player of the Week after going 10-for-12 (.833) with 13 RBI in the three-game series against UConn (2/27-29). Buck is a career .344 (155-for-450) hitter with 13 home runs, 120 runs scored and 102 RBI.

Pedroia and Buck Eye Possible Triple Crown:

Junior shortstop Dustin Pedroia and sophomore right fielder Travis Buck are amongst the team leaders in the three Triple Crown categories. Pedroia leads the team hitting .395, while tied with Buck with nine home runs. Buck is hitting .365 (third on the team) and has a eight-RBI advantage on Pedroia with 56 RBI. Former All-American catcher Casey Myers was the last Sun Devil to lead the team in all three categories in 2001 when he hit .395 with seven home runs and 69 RBI.

Pedroia Named Golden Spikes Award Finalist:

Arizona State junior shortstop Dustin Pedroia has been named one of five finalists for the prestigious 2004 Golden Spikes Award. Pedroia joins Mississippi sophomore Stephen Head, Texas junior Huston Street, Rice junior Wade Townsend and Long Beach State junior Jered Weaver as the five finalists for the 2004 Golden Spikes Award. Pedroia is the seventh all-time finalist from ASU, as he tries to become the fourth winner of the award. Mike Kelly (1991), Oddibe McDowell (1984) and Bob Horner (1978) have helped ASU to a record-tying three Golden Spikes Awards. Jacob Cruz (1994), Paul Lo Duca (1993) and Kelly 1990) were also finalists for the Golden Spikes. Pedroia is also one of 30 semifinalists for the Dick Howser Trophy, presented annually by the NCBWA to the top college player in the nation.

Buck Repeats As Pac-10 Player of the Week:

After going 5-for-10 with home runs in all three games against East Carolina, Travis Buck earned his second consecutive Pac-10 Player of the Week award. With his third career Pac-10 POW award, he became the 16th conference player to repeat and first since 1998 when Cal's Xavier Nady earned the award in consecutive weeks in 1998 (Apr. 27, May 4). He is the first Sun Devil since Oddibe McDowell in 1984 to earn back-to-back conference honors. Buck also earned Pac-10 and national player of the week honors after going 10-for-12 (.833) with five doubles, one home run and 13 RBI in a three-game sweep of Connecticut (2-27/2-29).

Buck Invited to USA Baseball National Team Trials:

Travis Buck has been invited to the USA Baseball National Team Trials for the second straight year. The sophomore outfielder was one of the first 19 players invited to attend the tryouts in Durham, N.C., in mid June. ASU ranks eighth for producing players to USA Baseball and has had at least one player on Team USA in five of the last six years. Juniors Dustin Pedroia and Jeff Larish helped the 2003 Team USA squad to a silver medal at the Pan Am Games in Santo Domingo, Dominican Republic.

Flashing The Leather:

The Sun Devils have won 17 of their last 22 games heading into the postseason and much of it is because of solid defense. ASU is tied for first in the Pac-10 and ranks 15th in the NCAA with a .974 fielding percentage. ASU has played errorless in the field this year in 21 games, including seven of the last 11 games. The Devils also have played 42 of 56 games this season making one or less errors. While going 17-5 in the last 22 games, ASU has a .984 FLD% with only 13 errors in 808 chances. The .974 fielding percentage is currently tied for the single-season school record, established by the 1971 squad.

Asanovich Heating Up:

Junior infielder Josh Asanovich has raised his batting average 135 points from .237 (3/14) to its current mark of .372 by going 42-for-96 (.438) in his last 32 games. Asanovich ranks fourth in the Pac-10 hitting .372 (51-for-137) and is also seventh with a .465 on-base percentage and a .577 slugging percentage. He also has nine doubles, two triples, five home runs and fifth on the team with 40 RBI. Asanovich has hit safely in 33 of 44 games this season, including 14 of the last 15 games in which he is hitting .463 (25-for-54).

Arizona State Career Stats in NCAA Tournament:

Player	Avg.	G	AB	R	H	RBI	2B	3B	HR	SB
Bocchi	.000	2	1	0	0	0	0	0	0	0
Buck	.125	6	24	4	3	3	0	0	0	1
Cadena	.231	4	13	1	3	2	1	0	0	1
Gosewisch	.333	6	18	4	6	4	0	0	0	0
Larish	.289	10	38	9	11	11	0	0	3	0
McKenna	.333	2	3	1	1	0	0	0	0	0
Pedroia	.367	10	49	10	18	7	2	1	0	0
Walsh	.276	10	29	11	8	3	1	0	0	1
Player	ERA	W-L	SV	G	IP	H	R	ER	BB	SO
Averill	5.40	0-1	0	1	8.1	10	5	5	1	9
Bordes	0.00	0-0	0	2	3.0	0	0	0	2	2
Mousser*	3.38	0-0	0	1	8.0	6	4	3	5	1

*played in 2002 NCAA Tournament with BYU at USC Regional (Los Angeles, Calif)



Sun Devil Baseball 2004

Urquidez Dominating On The Mound:

Junior right-handed pitcher Jason Urquidez leads the Pac-10 and is eighth in the NCAA with 11 wins. The junior college transfer from Central Arizona College is 11-3 with a team-leading 3.31 ERA in 18 games this season. As a starter, Urquidez has a 3.10 ERA with opponents hitting only .244 off him. In addition to being tied for the league lead in wins with 11, he is also amongst the Pac-10 leaders ranking second in ERA (3.31), sixth in opposing batting average (.249), 10th innings pitched (92.1) and seventh in strikeouts (90). Urquidez struck out a career-high 12 batters in 8.1 innings against Oregon State (5/15) and had nine strikeouts in 7.1 innings against rival Arizona. He has won three of his last four starts and has 29 strikeouts in his last four outings (22.2 IP). Here is a look at Urquidez's game-by-game breakdown:

2004	Opp	S/R	W/L	IP	H	R	ER	BB-SO	Pitches
2/8	FSU (#18)	S	W	5.0	6	1	1	3-9	94
2/14	Utah	S	W	6.0	3	0	0	2-7	85
2/22	Rice (#1)	S	W	9.0	3	1	1	2-7	139
2/29	UCConn	S	W	3.0	3	1	1	1-1	37
3/6	ECU (#18)	S	W	7.0	5	4	3	3-4	116
3/13	Tulane (#11)	S	W	5.2	4	1	1	5-5	103
3/20	California	S	L	1.1	4	3	3	2-0	42
3/26	Washington	S	L	4.1	5	5	3	4-6	77
4/2	USC	S	W	8.1	7	3	3	6-7	141
4/9	Oral Roberts	S	W	7.0	5	1	1	2-6	123
4/17	UCLA	S	---	4.0	8	3	3	0-2	73
4/24	Washington State	S	---	6.1	7	2	2	1-4	115
4/27	Wichita State	R	---	1.0	1	1	1	2-1	27
4/28	Wichita State	R	---	1.1	3	2	2	1-2	36
5/3	New Mexico St.	S	W	5.0	2	1	1	2-7	69
5/15	Oregon State	S	W	8.1	9	1	1	2-12	133
5/22	Arizona	S	W	7.1	3	2	2	4-9	131
5/29	Stanford (#2)	S	L	2.1	6	5	5	2-1	72
Season Totals:		18	11-3	92.1	84	37	34	44-90	---

Mousser Enters Regional Winner of Five of Last Seven Starts:

Senior right-handed pitcher Jeff Mousser has been impressive in his last seven starts, turning a dismal 1-3 start into a strong 6-4 record. Mousser is 5-1 with a 3.57 ERA in his last seven starts. He suffered his first loss last Friday against Stanford since April 10 (Oral Roberts) when he gave up five runs in four innings. He ranks in the top 10 in the Pac-10 with a 3.93 ERA and is also amongst the league leaders with a .252 opponents batting average. The senior transfer from BYU has made 16 starts this season and has one complete-game. The Tempe native prepped at Marcos de Niza High School.

How 2004 Compares To Past Seasons:

For only the third time in the last 10 years, the Sun Devils have at least 40 wins after 56 games during the Pat Murphy era. ASU also notched its 25th all-time 40-win season. The Devils set a school record last year when they opened with a 28-1 record and were 44-9 at the same point after 53 games. Here is a look at how ASU has fared in games 53-60 during the Murphy era:

Games	1995	1996	1997	1998	1999	2000	2001	2002	2003	2004
53	34-19	33-20	34-19	33-20	35-18	40-13	35-17-1	34-19	44-9	39-14
54	34-20	33-21	34-20	33-21	36-18	41-13	35-18-1	35-19	45-9	39-15
55	34-21	34-21	35-20	34-21	36-19	42-13	36-18-1	36-19	45-10	39-6
56	---	35-21	36-20	35-21	37-19	43-13	37-18-1	36-20	46-10	40-16
57	---	---	37-20	35-22	38-19	44-13	37-19-1	37-20	46-11	---
58	---	---	38-20	36-22	38-20	44-14	37-20-1	37-21	47-11	---
59	---	---	39-20	37-22	39-20	44-15	---	---	47-12	---
60	---	---	39-21	38-22	39-21	---	---	---	48-12	---

Murphy Picks Up ASU Win No. 400:

Arizona State head coach Pat Murphy picked up his 400th career win as a Sun Devil with the 15-5 win over No. 2 Stanford during the regular season finale. It is the second milestone victory for Murphy this season, as he gained his 700th career Division I victory with a 10-3 win over USC on April 2. Murphy is now 400-194-1 during his 10 seasons in Tempe and is averaging over 40 wins per season with an all-time 773-365-4 record in 19 seasons as a head coach. Murphy has a 718-310-2 record in 17 seasons at the Division I level (7 at Notre Dame, 10th at ASU).

Devils No. 3 in Projected RPI:

In the May 31 release of the projected RPI on www.Boydsworld.com, Arizona State remained at No. 3 in the nation behind Miami, Fla. (44-11) and Texas (50-13). The Devils have been ranked as high as No. 1 (3/15) and for the fourth straight week are ranked in the top five. The NCAA uses the rating system to help determine selections and seedings for postseason play. Boyd Nation has come up with an RPI index that has proven to be an accurate depiction of the same RPI the NCAA uses. Winners of 15 of the last 20 and 17 of the last 22, the Devils are 40-16 this season and have played arguably the toughest schedule in the nation. ASU had 12 of the top 50 teams in this week's RPI ratings on the 2004 slate. ASU also ranks third in the ISR ratings, which is the author's (Boyd Nation) best attempt at an objective rating system. Here is the top 10 in the last regular season pseudo RPI:

Rank	Team	W-L	Rating
1.	Miami, Fla.	44-11	.660
2.	Texas	50-13	.645
3.	Arizona State	40-16	.631
4.	South Carolina	45-15	.628
5.	Florida	40-20	.618
6.	Florida State*	42-20	.617
7.	LSU	41-17	.617
8.	Mississippi	39-19	.614
9.	Stanford*	44-12	.614
10.	Georgia Tech	41-19	.609

*ASU opponent in 2004

2004 Statistical Comparison

Category	ASU	CSF	MIN	PEP
Games	56	56	59	58
Average	.326	.326	.315	.306
Runs	454	426	406	366
Hits	637	648	635	628
2B	132	119	112	123
3B	7	15	8	12
HR	50	39	37	50
SB	53	52	84	32
SLG%	.477	.460	.434	.450
ERA	4.60	4.05	4.31	5.02
SO	426	378	360	414
BB	264	140	177	209

Devils in the Polls...

	BA	SW	CB	NCBWA
PS	18	10	7	11
2/9	17	7	7	8
2/16	16	7	7	8
2/23	12	7	7	8
3/1	10	6	6	7
3/8	8	6	5	7
3/15	8	6	5	7
3/22	9	8	9	9
3/29	14	10	17	9
4/5	23	15	21	13
4/12	NR	21	NR	33
4/19	NR	18	NR	RV
4/26	NR	18	NR	33
5/3	20	14	17	30
5/10	19	14	17	26
5/17	19	13	17	24
5/24	16	8	15	23
5/31	17	9	19	20

ASU Quick Facts/Notes

2004 Team Information

Letterman Returning/Lost	10/16
Pitchers	2/10
Position Players	8/6
Starters Returning/Lost	9/13
Top Pitchers	2/7
Top Position Players	7/6
Newcomers	21

2003 in Review

Record	54-14
Home	31-7
Away	23-7
Pac-10 Record (Finish)	16-8 (2nd)
Home	8-4
Away	8-4
Final Rankings	7 (BA), 9 (SW), 10 (CB)

Arizona State Postseason History

NCAA Appearances	28
NCAA Record	128-53 (.707)
CWS Appearances	18
National Championships	5
CWS Runner-Up Finishes	5
Last CWS Appearance	1998 (2nd)
College World Series Record	55-30 (.647)
Regional Titles (last)	13 (2003)

Baseball History

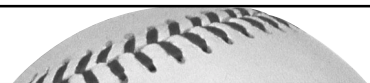
All-Time Record	2,357-1,152-6
Early Record	333-338-5
Modern Record	2,024-807-1
Packard Stadium	843-244-1 (31)
Best Record All-Time	59-8 (1973)
School Record Wins in a Season	65 ('76)

Media Relations Information

Baseball Contact	Jeff Evans
Evans' E-Mail	jeff.evans@asu.edu
Evans' Direct Line	(480) 965-6594
Evans' Cell	(480) 734-7791
Phone	(480) 965-6592
Fax	(480) 965-5408
Packard Box Phone	(480) 727-7253
Website	www.TheSunDevils.com
Evans' Record at ASU	168-71-1



Sun Devil Baseball 2004



Inside the Numbers

3	Times ASU has hosted an NCAA Regional in last four years.
4	Number of times ASU has finished in the top 12 in the nation in the last seven years.
5	NCAA National Championships won by the Sun Devils.
7	Consecutive hits Travis Buck had during one stretch this year to rank tied for third the ASU record book.
10	Number of Sun Devils who have played for USA Baseball National Team since 1984.
11	Preseason Baseball America top 50 Teams ASU played in '03.
18	Number of times ASU has played in the College World Series.
33	Number of games against teams from the 64-team NCAA Field ASU played this year, going 21-12.
34	Number of doubles Dustin Pedroia hit in 2003 to set new ASU and Pac-10 record.
71	Number of career doubles by junior shortstop Dustin Pedroia.
79	Number of former Sun Devils who have played in Major League Baseball.
96	Consecutive polls ASU has been ranked in at least one national poll.
168	Number of career RBI by junior All-American Jeff Larish
294	Number of career hits by Junior shortstop Dustin Pedroia.
400	Number of wins in head coach Pat Murphy's 10 seasons as the skipper of the Sun Devils.
506	ASU's NCAA record consecutive games scoring streak that ended Feb. 15 vs. Oklahoma.
1,234	Number of combined MLB home runs by former Devils Barry Bonds and Reggie Jackson.
2,358	Number of all-time wins in the 92-year history of Sun Devil Baseball. It ranks as the sixth most among all NCAA schools.

Freshmen Saving The Day:

Through 56 games, the Sun Devil pitching staff has recorded 19 saves. The 18 saves lead the Pac-10 and are the most by an ASU squad since recording 22 in 1990. It is already the fourth most in ASU single-season history. Additionally, 16 of the 19 saves are by freshman pitchers, with closer Zechry Zinicola leading the way with seven saves. Zinicola, who has two wins and six saves in his last 14 outings, ranks second in the ASU freshman record books. He trails freshman record holder Mitch Dean, who had eight in 1976. Freshman RHP Pat Bresnehan also has five saves to rank fourth in the ASU freshman annals. Erik Averill (2), Quentin Andes (2), Josh Blake (1), Pat Cassa (1) and Brett Bordes (1) have also earned saves this season.

More Freshman Records:

In addition to Zinicola and Bresnehan appearing in the freshman record books for saves, center fielder Colin Curtis is also making his way into the record books. Curtis is hitting .294 (53-for-180) and needs two more hits to crack the freshman top 10. His 11 stolen bases second on the team behind Travis Buck (12) and already fifth most in freshman school history. He is also eighth with five home runs. Zinicola is also 10th with 52 strikeouts and hit 3.46 ERA currently ranks ninth (minimum 50.0 IP).

Larish Finds His Groove At The Plate:

Junior All-American outfielder Jeff Larish struggled early in the season to find consistency at the plate, but has heated up to return to his sophomore season form. Larish recently had a season-high 13-game hitting streak and has hit safely in 19 of his last 22 games. Over the last 22 games, Larish is hitting .362 (34-for-94) with five home runs, 23 RBI and a .585 slugging percentage. During that stretch he has raised his season average from .269 to .308. The junior outfielder is hitting .308 (69-for-224) with 17 doubles, seven home runs and is second on the team with 49 RBI. He also has 21 multi-hit games and 15 multi-RBI contests. Larish has hit four of his seven home runs this season in the last eight games, including his second career multi-homer game against Arizona (5/22). He also hit his fifth career grand slam against Stanford in the regular season finale. Larish set the ASU record with four grand slams last season. As a sophomore he hit .372 (87-for-234) with 18 home runs and 95 RBI. Making 54 starts in left field this season, Larish is at his third position as a Sun Devil in as many years (3B in 2002, 1B in 2003). Last season, Larish became only the second Sun Devil to join the 70-70 club (RBI-BB) when he had 95 RBI (fifth most in ASU history) and led the NCAA with 78 walks. The Tempe native is a career .338 (198-for-586) hitter with 168 RBI and 142 walks (.466 on-base percentage and .565 slugging). The 2004 preseason All-American is listed as the No. 10 college prospect and No. 46 overall prospect for the annual June Amateur Draft.

Year	Avg	GP-GS	AB	R	H	2B	3B	HR	RBI	BB	SO	SB-ATT
2002....	.328	34-33	128	31	42	4	3	3	24	29	19	0-1
2003....	.372	65-64	234	80	87	18	2	18	95	78	42	3-5
2004....	.308	54-54	224	45	69	17	0	7	49	35	46	3-7
TOTAL...	.338	153-151	586	156	198	39	5	28	168	142	107	6-13

A Triple Play For The Ages:

Leading 10-1 in the seventh inning in the series opener at UCLA (4/16), the Sun Devils completed a baseball oddity when they turned the first triple play in recorded school history. With no outs and runners on second and third, Bruin catcher Chris Denove hit what appeared to be a three-run home run over the right field fence. But, ASU sophomore outfielder Travis Buck leaped over the fence and pulled the ball back into play to record the out. He then relayed the ball to the infield where Dustin Pedroia and Seth Dhaenens recorded outs to complete the triple play. Instead of three runs, it was three outs!

2004 ARIZONA STATE BASEBALL PRESEASON AWARDS

Baseball America Preseason All-Americans:

Jeff Larish - 1st team
Dustin Pedroia - 3rd team

Baseball America Preseason All-Pac-10:

Dustin Pedroia - Shortstop (Player of the Year)
Jeff Larish - Outfield
Jason Urquidez - Relief Pitcher

Baseball America Top Pac-10 Newcomers:

Colin Curtis - No. 4

Baseball America Top Pac-10 Prospects:

Jeff Larish - No. 1
Dustin Pedroia - No. 6

Baseball America Best Tools:

Dustin Pedroia - Best Defensive Shortstop (NCAA)
Dustin Pedroia - Best Defensive Shortstop (Pac-10)
Erik Averill - Best Control

Baseball America Top Transfers:

Jeff Mousser - No. 12

Baseball America's Fab 50 By Class:

Freshman:

Colin Curtis - No. 10
Pat Bresnehan - No. 27
Zechry Zinicola - No. 30

Sophomores:

Travis Buck - No. 30

Juniors:

Jeff Larish - No. 4
Dustin Pedroia - No. 36

Collegiate Baseball Preseason All-Americans:

Jeff Larish - 1st team
Dustin Pedroia - 1st team

NCBWA Preseason All-Americans:

Jeff Larish - 2nd team
Dustin Pedroia - 1st team

CollegeBaseballInsider.com All-Americans:

Jeff Larish - 1st team
Dustin Pedroia - 1st team

Street & Smith's College Baseball Preview:

Jeff Larish - Preseason Player of the Year



Sun Devil Baseball 2004

Urquidez Named To Clemens Award Watch List:

Arizona State starting pitcher Jason Urquidez was part of a list of 40 hurlers who were included in the first Roger Clemens Award Watch List. The list is comprised of all Division I pitchers who were named as preseason All-Americans by either Baseball America or Collegiate Baseball, in addition to those pitchers who have been honored so far this season as National Pitchers of the Week. Urquidez earned national POW honors from *Collegiate Baseball*, NCBWA, Sports Weekly and CollegeBaseballInsider.com. He was also named the Pac-10 Pitcher of the Week after his complete-game three-hitter against No. 1 and defending national champion Rice Owls at Reckling Park in Houston. Urquidez is tied for the Pac-10 lead with a 11-3 record and paces the ASU pitching staff with a 3.31 ERA. He has recorded 90 strikeouts in 92.1 IP and opposing hitters are batting only .249 off him. In its inaugural year, The Roger Clemens Award will be presented to the nation's top college pitcher at the conclusion of a gala dinner in Houston on July 15.

Bounce Back Wins:

The Sun Devils have done a nice job of bouncing back from a loss, going 11-5 this season after suffering a loss. The trend goes back to last season when ASU was 11-2 following a loss in 2003. Dating back to the start of the 2003 season, ASU has played 124 games and compiled a stellar 94-30 (.758) record. During that span of games, the Devils are 23-7 following a loss, including gaining an opening-day victory after losing to Cal State Fullerton last season in the NCAA Super Regionals.

Tough Against Ranked Teams:

The Sun Devils are 40-16 overall and boast an even more impressive 14-5 record against ranked opponents (top 25 at time played). ASU completed the non-conference portion of the schedule with a 27-5 record. Through 56 games, the Devils have played 36 games against teams that are either currently ranked or have been ranked in at least one of the four major polls (BA, CB, SW, NCBWA) in 2004. The Sun Devils swept No. 18 Florida State (Feb. 6-8) to open the season and also beat No. 1 Rice (3-1, Feb. 22), No. 16 Arizona (4-0, Feb. 26), swept No. 18 ECU (Mar. 5-7), took two of three from No. 11 Tulane and then went on the road to beat No. 7 Wichita State in two straight games. Twelve (12) of ASU's 16 losses have also come against teams that have appeared in at least one of the four top 25 polls this season.

Walsh Making Most Of Senior Season:

Senior second baseman Nick Walsh is making the most of his fifth year in the Arizona State baseball program. After redshirting in 2000, Walsh has been an occasional starter during his career for the Sun Devils. He finished the 2003 season on a strong note earning 22 of his 26 starts after the midpoint of the season. Walsh hit .353 (42-for-119) with seven doubles and 23 RBI in 2003. Like his previous three seasons, Walsh has found his way into the starting lineup with a clutch bat. Over his last 25 games he is hitting .368 (32-for-87) with 21 runs, 11 RBI and six stolen bases. For the season, Walsh is fifth on the team batting .333 (47-for-141) with seven doubles and 22 RBI. Starting with a 10-for-14 (.714) performance in the three-game series against USC (April 2-4), Walsh has raised his season average 55 points from .278 to its current mark of .333. Here is a look at Walsh's statistics in his first 23 games and his last 25 games and Walsh's career statistical breakdown:

	Avg.	AB	R	H	2B	RBI	OB%	SB
First 23 Games:	.278	54	9	15	3	11	.406	0
Last 25 Games:	.368	87	21	32	4	11	.451	6
2004 Totals:	.333	141	30	47	7	22	.433	6
2004 Pac-10 Totals:	.353	68	17	24	2	10	.471	5
Pac-10 Career:	.332	190	53	63	8	33	.476	8
ASU Career:	.306	415	112	127	19	69	.458	15

Undefeated... No Problem:

ASU has played arguably the toughest schedule in the nation and heads into the Stanford series with the No. 3 projected RPI (Boydsworld.com) in the nation. Additionally, ASU has gone 14-5 against ranked opponents (top 25 at time playing) this season and has a 34-12 record against teams with a winning record. ASU has faced a number of top pitchers during the season and handed most their first... and sometimes only... loss of the season. It started by beating Tulane's J.R. Crowell (3-0), then Cory Hahn (3-0). ASU also beat USC's undefeated freshman Ian Kennedy (previously 4-0) his first loss of the season. ASU also ended the 17-game win streak of Rice ace Jeff Niemann and handed Wichita State's Mike Pelfrey his first loss after going 6-0 before running into ASU. Here is a look at some of the top pitching prospects across the nation that the Devils have beaten this year:

Pitcher (school)	Record before playing ASU	Current 2004 Stats
Jeff Niemann (Rice)	0-0 (17-game win streak)	5-3, 3.34 ERA
Carter Harrell (ECU)	2-0	5-2, 3.06 ERA
Spencer Grogan (Oklahoma State)	4-0	12-2, 2.72 ERA
J.R. Crowell (Tulane)	3-0	7-2, 3.67 ERA (1st Team C-USA)
Cory Hahn (Tulane)	3-0	8-2, 4.30 ERA
Mike Pelfrey (Wichita State)	6-0	10-2, 2.36 ERA
Ian Kennedy (USC)	4-0	7-2, 2.91 ERA

Hitting Streaks:

Four Sun Devils are currently riding hitting streaks of two or more games heading into the NCAA Regional in Fullerton, Calif. Sophomore Travis Buck recently had his career-high 16-game streak come to an end, the longest of any Sun Devil this season. Dustin Pedroia has had a pair of 10-game hitting streaks this season and seven in his career. Here is a look at the streaking Devils:

Player	Current Streak	Statistics During Streak
Ryan McKenna	6 games	.500, 9-for-18, 4 R, 2B, HR, 5 RBI
Josh Asanovich	2 games	.444, 4-for-9, 3 R, HR, 4 RBI
Jeff Larish	2 games	.375, 3-for-8, 4 R, 2B, GS, 4 RBI
Travis Buck	2 games	.286, 2-for-7, 3 R, 2B, RBI

2004 Pac-10 Baseball

Team	Pac-10	Overall
Stanford	16-8	44-12
Washington	15-9	37-18-1
UCLA	14-10	33-27
Arizona State	13-11	40-16
Arizona	12-12	30-24-1
Oregon State	10-14	31-22
USC	10-14	24-32
Washington State	9-15	29-26
California	9-15	25-31

Where ASU Ranks in the Pac-10

Team Offensive Rankings:

Avg.	.326	2nd
Runs	454	2nd
Hits	637	2nd
Doubles	132	1st
Triples	7	9th
Home Runs	50	6th
RBI	411	2nd
OB %	.431	1st
SLG %	.477	3rd
Walks	316	1st
Stolen Bases	53	5th

Team Pitching/Defense Rankings:

ERA	4.60	2nd
Strikeouts	426	3rd
Wins	40	2nd
Saves	19	1st
Opposing Avg.	.263	3rd
Innings Pitched	497.0	4th
Walks	264	8th
FLD %	.974	T-1st

Dustin Pedroia:

Batting	.395	3rd
Slugging %	.622	3rd
On-Base%	.502	2nd
Runs	76	1st
Hits	92	1st
Doubles	24	1st
Walks	45	2nd
Assists	171	2nd

Travis Buck:

Batting	.365	7th
Runs	61	5th
Doubles	16	5th
RBI	56	5th
On-Base%	.485	3rd
Slugging%	.578	6th
Stolen Bases	12	6th
Walks	41	4th

Josh Asanovich:

Batting	.372	4th
On-Base%	.465	7th
Slugging%	.577	7th
Sac Flies	6	5th

Jeff Larish:

Doubles	17	4th
RBI	49	10th

Colin Curtis:

Stolen Bases	11	8th
Walks	38	8th

Jason Urquidez:

Wins	11	1st
ERA	3.31	2nd
Strikeouts	90	7th
Opponents Avg.	.249	6th
Games Started	16	5th
K's Looking	29	4th

Zechry Zinicola:

Saves	7	3rd
Games Finished	16	4th

Jeff Mouser:

Opponents Avg.	.252	9th
ERA	3.93	7th

(NCAA Ranking)



Sun Devil Baseball 2004

Tuff Behind the Plate:

Junior catcher Tuffy Gosewisch is the epitome of his name behind the dish... tough. In his second year as a full-time starter, Gosewisch has taken ASU's young pitching staff by the reins to help lead the Devils to a 40-16 record and the second-best ERA in the Pac-10 (4.60). Additionally, he has been solid at the plate, hitting .346 (65-for-188) with 36 runs, 13 doubles, one triple, two home runs and 46 RBI. He has hit safely in 42 of 56 games this season and has 20 multi-hit games. The Johnny Bench Catcher of the Year semifinalist has thrown out 17 attempted base stealers and has a .984 FLD%.

Two-Way Zinicola:

Freshman Zechry Zinicola is becoming regular contributor for the Sun Devils, whether as a starting pitcher, designated hitter or even at first base. Zinicola (San Bernadino, Calif.) has made 23 pitching appearances (4 starts) and is 4-2 with seven saves and is second on the team with a 3.46 ERA. Moving back into the closer role after making four starts, Zinicola has been dominant in his last 14 outings, going 2-1 with six saves and 27 strike outs. At the plate, Zinicola has made 23 starts at designated hitter and two at first base. He has recorded at least one hit in 21 of 29 games played and has seven multi-hit contests. He is hitting .280 (28-for-100) with eight doubles, three home runs and 26 RBI. Zinicola had a hand in ASU's 4-3 win over UCLA (4/17) in both roles, picking up the win on the mound with 1.1 perfect innings and drove home the game-winning run with a sacrifice fly in the top of the ninth inning. His seven saves rank fourth in the Pac-10 and are the second most in ASU freshman history. He is ASU's first full-time two-way player since Richy Leon (1995-98). Leon was a career .298 hitter as an outfielder and was 8-3 with a 4.67 ERA in 48 pitching appearances.

Lineup Changes:

Through 56 games of the 2004 season, ASU skipper Pat Murphy has authored 45 different batting lineups and 33 different positional lineups. The 2003 squad featured 57 different batting lineups during the 68-game season. The pitching rotation last weekend of Jeff Mousser, Jason Urquidez and Brett Bordes is one of five different three-man rotations featured this season.

Murphy's Teams Know How To Score:

A true icon of the Pat Murphy system is scoring runs. The Sun Devils have done plenty of that since he arrived in 1995. ASU has led the NCAA in scoring in two of the last five years, averaging 11.32 runs per game in 1999, 10.97 runs per game in 2000 and finished second averaging 10.03 runs per game in 2003. ASU is averaging 8.11 runs per game this season. During the Pat Murphy era (1995-P), the Sun Devils have been a trademark offensive program, averaging 9.13 runs per game and has scored in 592 of the 595 contests. Below is an offensive team breakdown of Murphy's ASU teams:

Year	G	AB	R	H	HR	BA
1995	55	1939	395	595	35	.307
1996	56	2075	552	702	73	.338
1997	61	2252	540	735	56	.326
1998	64	2277	557	723	57	.318
1999	60	2199	679	782	67	.356
2000	59	2134	647	738	86	.346
2001	58	2049	479	669	33	.327
2002	58	1994	450	618	38	.310
2003	68	2471	682	858	80	.347
2004	56	1955	454	637	50	.326
Totals	595	21,345	5,435	7,057	575	.331

Welcome To College Baseball:

Going into the season, preseason prognosticators tabbed the Sun Devils as a young and inexperienced team. Having lost 12 players to the annual MLB draft and returning only two pitchers from the Pac-10's leading pitching staff (3.32 ERA in 2003), the Devils have had to look to several newcomers to become impact players. Through ASU's first 56 games, 14 newcomers and three redshirts have seen action. ASU has also had as many as four freshman in the starting lineup this year.

Young Guns:

Of the 11 pitchers that have seen action on the mound this season, nine are wearing a Sun Devil uniform for the first time. Six of the nine are freshmen (Josh Blake, Quentin Andes, Pat Cassa, Pat Bresnehan, Travis Webb, Zechry Zinicola), with three others transfers (Jeff Mousser, Jason Urquidez, Ty Marotz). Sophomore left-handers Brett Bordes (3-1, 8.55 ERA) and Erik Averill (4-2, 2 SV, 4.92 ERA) are the lone returnees from the 2003 staff that led the Pac-10 with a 3.32 ERA in 2003. ASU is currently second in the Pac-10 with a 4.60 ERA.

One Tough Schedule:

The Sun Devils recently completed a brutally tough 56-game regular season schedule that was one of the toughest in the nation. ASU's 2004 schedule featured 24 games against teams that were listed on Baseball America's preseason top 25. The Devils led all NCAA teams by playing 54% (30 of 56) of their games against teams that advanced to the NCAA Tournament last year and 71% (40 of 56) against teams that have advanced to the postseason in either of the last two years. The 2004 schedule also featured six schools that were picked to finish first in their respective conferences: Stanford (Pac-10), Rice (WAC), Wichita State (Missouri Valley), Oral Roberts (Mid-Continent), Tulane (Conference USA), Lamar (Southland).

A Tale of Two Sundays:

From one Sunday to another, the Arizona State baseball program was the buzz of the college baseball world. On Sunday, Feb. 15, the Devils saw their NCAA record 506 consecutive games scoring streak come to an end in a 6-0 shutout by the University of Oklahoma at Surprise Stadium in Surprise, Ariz. The streak spanned parts of nine seasons dating back to April 7, 1995 and blew away the old record of 349 set by Coastal Carolina. Just one week later, on Feb. 22, the Devils stunned No. 1 Rice in a 3-1 victory at Reckling Park, ending an 18-game winning streak by ace pitcher Jeff Niemann. Niemann, regarded as the top-pitching prospect in the nation, had not lost a decision dating back to the end of the 2002 season, including a 17-0 record as a sophomore. ASU pitcher Jason Urquidez was named the National Pitcher of the Week for his complete-game, three-hit victory over the defending national champion Owls.

Throwbacks Are Classic:

The Sun Devils unveiled a new 'Throwback' uniform for the 2004 season and it has gotten rave reviews. Originally slated to be the designated Sunday uniform, the Devils have worn the classic threads in 31 of the 56 games this season and gone 23-8. The off-white uniform features a baggier look and an old-school 'Devils' script across the chest. The Devils wear black spikes and high socks to compliment the 'old school' look. ASU is also 5-2 in the all white uniforms (worn with white spikes), 7-3 in the road gray sleeveless jersey and 4-3 in the maroon BP uniform.

Urquidez Tames No. 1 Rice To Earn Pitcher of the Week Honors:

Junior starting pitcher Jason Urquidez was named the *Collegiate Baseball* National Pitcher of the Week after his complete-game three-hitter against No. 1 and defending national champion Rice (2/22). Urquidez limited the then top-ranked Owls to only one run on three hits, while striking out seven and walking only one. He gave up his only run in his 138-pitch effort with a two-out single in the bottom of the ninth inning. Urquidez went head-to-head with and beat the nation's top pitching prospect in Rice ace Jeff Niemann. Niemann recorded his first loss since late in the 2002 season after going 17-0 as a sophomore in 2003.

Preseason All-Americans:

Sun Devil juniors Dustin Pedroia and Jeff Larish earned preseason All-America honors from every publication. Pedroia earned first-team honors from the NCBWA, Collegiate Baseball, CollegeBaseballInsider.com, and was a third-team pick by Baseball America. Larish was a first-team pick by Collegiate Baseball, Baseball America, CollegeBaseballInsider.com, and was a second-team pick by the NCBWA. Larish was also selected as the preseason College Baseball Player of the Year by Street & Smith's.

A Record Breaking Season... 2003 in Review:

ASU finished in the top 10 in the NCAA in the four major statistical categories. They were second in batting (.347), eighth in ERA (3.32), second in scoring (10.0 runs per game) and ninth in fielding (.973). The 2003 season also brought about a number of entries into the single-season record books. The 2003 team ranked third in runs scored (682), sixth in hits (858), fifth in doubles (160), second in RBI (630), third in walks (406), tied for third in batting average (.347), fifth in pitching shutouts (10) and third in ERA during the aluminum bat era (3.32). The 54 wins are the most by a Sun Devil squad since the 1988 team finished with 60 victories. ASU also set an NCAA record with 14 grand slams. Individually, several Sun Devils also had record-breaking seasons. Shortstop Dustin Pedroia became only the 22nd player with 100 hits and the 16th player to hit .400. Jeff Larish set the single-season record with four grand slams.

A Long Awaited Debut For Urquidez:

Junior starting pitcher Jason Urquidez took a long patch to make his Sun Devil debut against Florida State (2/8)... but what a debut it was by striking out nine to earn the win. Urquidez first laid eyes on ASU in the summer of 2000 and signed his first NLI with the program in November 2000. A non-qualifier academically, Urquidez ended up at Central Arizona College and played two years under former Sun Devil catcher Clint Myers.



Sun Devil Baseball 2004

NCAA Record Consecutive Games Scoring Streak Ends at 506:

The Sun Devils had a piece of history come to an end when their NCAA record 506 consecutive games scoring streak came to an end Feb. 15 against Oklahoma. The Sooners ended a streak that began April 8, 1995, a day after the USC Trojans shut out the Sun Devils during Pat Murphy's first year at ASU. "The Streak" saw the Devils go 338-167-1 during the 506-game stretch, scoring 4,755 runs (9.40 per game average) from 1995-2004. The Devils made history on April 7, 2001 when they scored at least one run in their 350th consecutive game, breaking the 12-year-old NCAA record exactly six years to the day when they were last shut out. ASU was shut out 9-0 in that game on April 7, 1995 at Dedeaux Field by left-hander Randy Flores. Coastal Carolina previously held the NCAA record at 349 games set from 1983-1989. ASU also had a stretch of 278 games without being shut out from 1990 to 1994, meaning the program has only been shutout in four games dating back to the 1990 season. Notable pitchers the Devils have faced during the streak include Mark Prior (USC), Jeremy Guthrie (Stanford), Barry Zito (USC), Kirk Saarloos (CS Fullerton), Jason Young (Stanford), Ben Diggins (Arizona), Adam Johnson (CS Fullerton), Ryan Drese (Cal), Jeff Weaver (Fresno State), Chad Hutchinson (Stanford), Abe Alvarez and Adam Pettyjohn (Fresno State). Top prospect David Purcey and Jarod McAuliff led the Sooners to the shutout of the Devils. ASU was shut out for the second time in only 555 games in a 5-0 loss at Stanford (5/28/04).

NCAA Record Consecutive Game Scoring Streaks:

Arizona State	506	April 8, 1995 - Feb. 14, 2004
Coastal Carolina	349	April 16, 1983 - April 10, 1989
Wichita State	332	March 13, 1996 - Feb. 23, 2001
Nebraska	331	May 3, 1998 - June 1, 2003
Florida State	326	April 29, 1984 - Feb. 25, 1989

ASU And Team USA Connections:

Arizona State baseball has had a long-standing tradition of sending players to play for the USA Baseball National team during the summers. In a recent poll distributed by USA Baseball, ASU ranked No. 8 as a supplier to the National Team. With the selections of Jeff Larish and Dustin Pedroia to the 2003 team, ASU has now had nine players and 10 total selections don the Red, White and Blue for Team USA since 1984. ASU has also had at least one player on Team USA in five of the last six years. Pedroia and Larish helped Team USA to a silver medal in the 2003 Pan Am Games in Santo Domingo, Dominican Republic. Travis Buck has been invited to the 2004 USA Baseball National Team Trials in June in Durham, N.C.

ASU Players on Team USA:

Oddibe McDowell	1984
Jim Austin	1990
Kaipo Spenser	1995
Willie Bloomquist	1998
Jon Switzer	2000
Casey Myers	2000
Mike Esposito	2001
Dustin Pedroia	2002, 2003
Jeff Larish	2003

Arizona State's NCAA Record

506

Consecutive Games Scoring Streak

Media Information:

Baseball Contact: Jeff Evans
SID Phone: (480) 965-6592
Evans Cell: (480) 734-7791
Evans' Direct Line: (480) 965-6594
SID Fax: (480) 965-5408
Evans' E-Mail: jeff.evans@asu.edu
Website: www.TheSunDevils.com
Mailing Address:
 Carson Center Room 131
 Media Relations
 Arizona State University
 Tempe, AZ 85287-2505

Interviews:

All interviews with players and the coaching staff need to be cleared through the ASU media relations office and Jeff Evans. If you wish to talk to any Sun Devil player or head coach Pat Murphy, please contact Evans via the above information.

Media Guides:

Media guides will be available to working press only and can be purchased by fans at home games at Packard Stadium for \$8. Press guides will not be distributed to fans from the press box or the media relations office. The 2004 ASU Baseball Media Guide is also available online at www.thesundevils.com in .pdf format.

Game Notes and Statistics:

Game notes and statistics will be distributed to all working media and scouts on game days at Packard Stadium. Copies will also be made available in the press box. The statistics are for working press, scouts and coaches only. A complete statistical book containing box score, play-by-play and game notes will also be available in the press box for working media following each home game. All information will be made available to fans and ASU supporters through the school's official athletic website, www.TheSunDevils.com.

Live Stats/GameTracker:

While only certain games can be accessed by radio either through the internet or in the greater Phoenix area, every home game and selected road games can be tracked through live statistical updates on ASU's official website, www.TheSunDevils.com.

Sun Devil Baseball NCAA Tournament History:

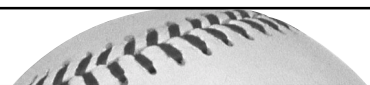
NCAA Appearances	28 (including '04)	District 7 Titles	6
All-Time NCAA Record	128-53	Record in District 7	12-1
Regional Appearances	20	CWS Appearances	18
Regional Titles	13	CWS Titles	5
Record in Regionals	58-18	CWS Runners-up	5
Super Regional Record	1-2	CWS Third-Place Finishes	4
District 7 Appearances	6	Record at CWS	55-30 (.647)

NCAA Tournament Breakdown

NCAA Titles By School	College World Series Wins	NCAA Tournament Wins
1. USC 12	1. USC 74	1. Texas 185
2. <i>Arizona State</i> 5	2. Texas 70	2. USC 170
Texas 5	3. <i>Arizona State</i> 55	3. Miami 147
LSU 5	4. Miami 44	4. Florida State 142
5. Miami 4	5. Oklahoma State 38	5. <i>Arizona State</i> 128
CWS Appearances	NCAA Tournament Appearances	
1. Texas 30	1. Texas 47	
2. USC 21	2. Florida State 41	
3. Miami 20	3. USC 35	
4. Oklahoma State 19	4. Oklahoma State 32	
5. <i>Arizona State</i> 18	Miami (Fla.) 32	
	9. <i>Arizona State</i> 27	



Sun Devil Baseball 2004



2003 ASU Hitting Leaders

Batting Average:

1. Dustin Pedroia	404
2. Jeremy West	381
3. Andre Ethier	377
4. Jeff Larish	372
5. Frank Mesa	364

Hits:

1. Dustin Pedroia	120
2. Andre Ethier	98
3. Jeff Larish	87
4. Travis Buck	78
5. Jeremy West	77

Runs Scored:

1. Dustin Pedroia	83
2. Jeff Larish	80
3. Andre Ethier	75

RBI:

1. Jeff Larish	95
2. Jeremy West	71
3. Andre Ethier	68

Doubles:

1. Dustin Pedroia	34
2. Jeff Larish	18
3. Steve Garrabrants	16
4. Andre Ethier	13
Steve Garrabrants	13

Triples:

1. Dennis Wyrick	4
Andre Ethier	4

Home Runs:

1. Jeff Larish	18
2. Jeremy West	17
3. Andre Ethier	10
4. Steve Garrabrants	8

2003 ASU Pitching Leaders

Earned Run Average:

1. Ryan Schroyer	1.53
2. Mark Sopko	2.30
3. Ben Thurmond	2.73
4. Jered Liebeck	2.88
5. Erik Averill	3.66

Wins:

1. Beau Vaughan	10
2. Ben Thurmond	8
Jered Liebeck	8
Erik Averill	8
5. Robbie McClellan	7

Batters Struck Out:

1. Beau Vaughan	105
2. Erik Averill	61
3. Ben Thurmond	58
4. Robbie McClellan	57
5. Jered Liebeck	54

Innings Pitched:

1. Beau Vaughan	92.1
2. Erik Averill	86.0
3. Ben Thurmond	79.0

2003 ASU Fielding Leaders

Errors:

1. Frank Mesa	12
2. Steve Garrabrants	10
3. Dennis Wyrick	9
4. Dustin Pedroia	8

Assists:

1. Dustin Pedroia	211
2. Steve Garrabrants	178
3. Frank Mesa	76

Putouts:

1. Jeff Larish	507
2. Tuffy Gosewisch	346
3. Joel Bocchi	159

How They Have Finished:

Arizona State has finished five seasons ranked in the top 10 in the final *Collegiate Baseball* national poll since 1990, ranking 7th of all college baseball programs. ASU has also finished in the top 12 in the nation in four of the last seven seasons. The schools with the most Top 10 *Collegiate Baseball* finishes are listed below:

1.	Florida State	13
2.	LSU	11
3.	Stanford	10
4.	Miami	9
5.	Clemson	8
6.	Cal State Fullerton	7
7.	Oklahoma State	5
7.	Wichita State	5
7.	USC	5
7.	Arizona State	5

Sustained Excellence:

In a recent ranking provided by BoydsWorld.com, the website dedicated to college baseball rankings and RPI, the Arizona State Baseball program ranked No. 9 in the nation for sustained excellence over the past three and five years. The ranking is a direct reflection of the strength of the recently departed recruiting class (the three-year ranking) or the strength of the program in general (the five-year ranking). The rankings are the result of a system of calculations designed to properly weight a team's winning percentage and strength of schedule, while taking inter-regional play into account. Over the last three years, ASU has combined to go 128-55 with a strength of schedule ranked 17th. Over the past five years, Murphy's squads have combined for an impressive 211-91 (.699) record and a strength of schedule listed as No. 24. The Sun Devils have advanced to the NCAA Tournament in six of the last seven years and have finished in the top 12 in the nation in four of those seven years.

Rank	ISR	D1		All		SoS	Team
		W	L	W	L		
1	125.5	249	84	249	84	2	Stanford
2	122.6	221	91	223	91	6	Cal State Fullerton
3	122.0	251	83	259	84	23	Rice
4	121.3	270	79	271	79	47	Florida State
5	120.0	195	99	213	105	7	Baylor
6	119.9	187	117	190	117	1	Southern California
7	119.9	215	105	225	108	10	Texas
8	119.5	221	87	237	90	34	Nebraska
9	119.2	206	90	211	91	24	Arizona State
10	118.9	222	104	226	107	15	Louisiana State

Success in the Classroom As Well As On The Field:

ASU has long enjoyed much success on the diamond, and with 18 College World Series appearances, it is known as one of the gems of college baseball. But academics, as well as on-field talent, has shown its true colors in the storied program. Pat Murphy's Sun Devil squads have produced four Academic All-Americans over the past five years (Willie Bloomquist, Mark Ernster, Jeff Phelps, Casey Myers), including Myers being named the Academic All-American for college baseball in 2000 and 2001. The four players honored as First-Team Academic All-Americans is the most by any college baseball program in the nation since 1995. Tuffy Gosewisch, Bryce Kartler and Nick Walsh all earned All-Pac-10 Academic Honorable Mention honors in 2003.

ASU Owns Pac-10 Player of the Year Award:

Since the old Pac-10 North (formerly Washington State, Washington, Oregon State, Portland State) and the Six-Pac joined to form the unified Pac-10 baseball conference in 1999, Arizona State has enjoyed much success with a combined 74-46 record in league play. Even more impressive is that in four of the five years a Sun Devil has won the annual Pac-10 Player of the Year award. Willie Bloomquist won the inaugural award in 1999, while Casey Myers took home the hardware in 2000 and 2001 to become only fourth player in Pac-10 history to win the award twice in a career. Dustin Pedroia shared the Pac-10 Player of the Year award with Stanford senior catcher Ryan Garko. In all, ASU has won 10 Pac-10 Player of the Year Awards dating back to 1978 (Myers (2), Bloomquist, Dustin Pedroia, Jacob Cruz, Paul Lo Duca, Linty Ingram, Oddibe McDowell, Alvin Davis, Mike Soddors) and two Pac-10 Pitchers of the Year (Noah Peery and Marc Barcelo).

Kings of the Draft:

Over the course of the last 10 years, no college baseball team even comes close to Arizona State for producing players for the annual major league draft. ASU has had 81 total players drafted dating back to 1994, including a modern record of 12 last year. Since the inception of the draft in 1965, ASU also leads all schools with 324 total draft picks and a record 21 first-round picks. Here is a look at the top colleges for producing players for the MLB draft in the last 10 years (1994-2003):

Arizona State	81
Miami (Fla.)	74
Cal State Fullerton	72
Long Beach State	66
Stanford	64
LSU	63
Texas A&M	63
USC	62
Rice	61
Wichita State	58



Sun Devil Baseball 2004

Sun Devil Player Updates

Quentin Andes, RHP

21

SEASON/CAREER HIGHLIGHTS:

Has appeared in 20 games, all coming in relief... is 5-1 with two saves on the year with a 4.91 ERA... went 1-0 and threw five scoreless innings in series at No. 2 Stanford to lower ERA from 5.92 to 4.91... tied season high with four strikeouts in 1.2 innings against New Mexico State (5/4)... picked up fourth win of the year giving up one run and two hits in 2.2 innings at NMSU (5/19)... earned the save against Florida State (2/8) with four strikeouts in 2.1 innings in his ASU debut... picked up first career win while giving up one hit in 0.2 innings against East Carolina (3/5)... picked up two wins in the series sweep over the nationally ranked ECU Pirates... a native of Albuquerque, N.M., Andes was drafted in the 34th round by the Minnesota Twins.

Year	ERA	W-L	App	GS	CG	SHO/CBO	SV	IP	H	R	ER	BB	SO
2004....	4.91	5-1	20	0	0	0/0	2	29.1	32	17	16	18	27
TOTAL...	4.91	5-1	20	0	0	0/0	2	29.1	32	17	16	18	27

Josh Asanovich, INF

15

SEASON/CAREER HIGHLIGHTS:

Has appeared in 46 games this season, making 38 starts... ranks fourth in the Pac-10 hitting .372 (51-for-137) and seventh with a .465 on-base percentage... also seventh in the league with a .577 slugging percentage... has made 15 starts at second base, 20 starts at third base and three at designated hitter... has recorded nine doubles, two triples, four home runs and 40 RBI... leads the team with 10 HBP... had a 12-game hitting streak in which he was 21-for-41 (.512) with 13 runs, four doubles, two home runs and 16 RBI... is 29-for-69 (.420) over his last 21 games... has recorded 13 RBI in his last seven games, including two of his season total five home runs... has recorded 15 multi-hit games and 10 multi-RBI contests... has raised his season batting average 125 points from Mar. 14, going 42-for-99 (.424) in the last 32 games... hitting .455 (5-for-11) with the bases loaded... went 2-for-6 with three-run home run at No. 2 Stanford (5/30)... went 2-for-4 with grand slam home run against Arizona (5/22)... hit the GS to open up a 3-2 game in the eighth inning after fouling off five straight pitches and the 10th pitch of the at-bat... went 2-for-2 with season-high four RBI and four runs scored against UConn (2/29)... hit a three-run home run against California (3/21) for first longball as a Sun Devil... went 5-for-7 in two games against nationally ranked Wichita State, including going 3-for-4 with big three-run HR on 4/27... junior college transfer from Central Arizona College... JC teammate of Sun Devil pitcher Jason Urquidez.

Year	Avg	GP-GS	AB	R	H	2B	3B	HR	RBI	BB	SO	SB-ATT
2004....	.372	46-38	137	39	51	9	2	5	40	19	13	4-6
TOTAL...	.372	46-38	137	39	51	9	2	5	40	19	13	4-6

Erik Averill, LHP

45

SEASON/CAREER HIGHLIGHTS:

Named second-team Pac-10 Academic... has made team-high pitching 24 appearances with three coming as starts... is 4-2 with two saves and a 4.92 ERA... 10th in the Pac-10 with an opponents batting average of .258... experienced best success out of the bullpen going 4-1 with a 4.26 ERA in 57.0 innings as a reliever... has allowed only four of 15 inherited runners to score... in his last 10 relief appearances, is 2-0 with two saves and a 2.92 ERA (21 K, 8 ER, 24.2 IP)... picked up save over Arizona (5/21) giving up one run in four innings... pitched two shutout innings for win over Oregon State (5/14) and earned save in series finale (5/16) with three K's in 1.1 IP... helped ASU to a 4-3 win over UCLA with 3.2 perfect innings... his outing against the Bruins included getting his older brother, Brandon, to ground out to shortstop on the first pitch... threw 4.2 perfect innings against nationally ranked Tulane (3/12)... tied season high with four strikeouts against Arizona (4/12) in 3.2 innings... earned the win over Cal State Northridge (2/13) with three strikeouts in 2.2 perfect innings... was a 2003 Freshman All-American after going 8-2 with a 3.66 ERA.

Year	ERA	W-L	App	GS	CG	SHO/CBO	SV	IP	H	R	ER	BB	SO
2003....	3.66	8-2	20	15	0	0/3	0	86.0	87	41	35	19	61
2004....	4.92	4-2	24	3	0	0/0	2	67.2	66	41	37	23	48
TOTAL...	4.22	12-4	44	18	0	0/3	2	153.2	153	82	72	42	109

Josh Blake, LHP

41

SEASON/CAREER HIGHLIGHTS:

Freshman left-hander who has made 13 pitching appearances... is 1-0 with a 5.40 ERA... all 13 appearances have come out of the bullpen... has given up only one run in last four appearances (4.2 IP) while striking out five... inherited a bases loaded, one-out jam against Stanford (5/30) and did not allow a run to score... earned the win with three solid innings against Oklahoma State (3/17)... struck out season-high four batters in ASU debut against Florida State (2/8)... also struck out four in 4.1 shutout innings against California (3/20)... gave up one hit in three shutout innings to combine with classmate Pat Cassa on a 7-0 shutout victory over Memphis... cousin of former Wichita State All-American and current Cleveland Indian Casey Blake.

Year	ERA	W-L	App	GS	CG	SHO/CBO	SV	IP	H	R	ER	BB	SO
2004....	5.40	1-0	13	0	0	0/1	1	20.0	22	15	12	15	15
TOTAL...	5.40	1-0	13	0	0	0/1	1	20.0	22	15	12	15	15

Joel Bocchi, C/DH

19

SEASON/CAREER HIGHLIGHTS:

Backup catcher and designated hitter who has played in 31 games and made 14 starts... 13 starts at DH and one at catcher... hitting .290 (18-for-62) with three doubles and 13 RBI... ASU's top pinch-hitter going 4-for-11 (.364) off the bench... went 2-for-4 with two runs and two RBI in 16-7 win over Oklahoma State... went 2-for-3 with RBI in 22-4 win over New Mexico (5/18)... also had two hits and two runs scored against Cal State Northridge (2/13)... had a six-game hitting streak from Mar. 12 (Tulane) until Apr. 2 (USC), going 7-for-14 (.500)... a career .291 (51-for-175) hitter in 91 career games.

Year	Avg	GP-GS	AB	R	H	2B	3B	HR	RBI	BB	SO	SB-ATT
2002....	.214	17-8	28	3	6	1	1	0	3	6	5	0-0
2003....	.318	43-22	85	17	27	7	0	2	21	11	23	1-1
2004....	.290	31-14	62	10	18	3	0	0	13	13	15	0-0
TOTAL...	.291	91-44	175	30	51	11	1	2	37	30	43	1-1

Brett Bordes, LHP

49

SEASON/CAREER HIGHLIGHTS:

Has made 13 pitching appearances and eight starts this season... projected to be one of ASU's top starters, but has battled arm soreness and wildness this season... is 3-1 with 8.55 ERA this season... coming off pair of rough starts at Arizona and Stanford... in last two starts has given up 10 runs, seven hits and walked four in only 0.2 IP... earned win over Oregon State (5/16) giving up four hits and two runs in 5.0 IP... recorded career-high 10 strikeouts in six innings against Arizona (2/24) to pick up the win... also earned the win with four strikeouts in six innings against Washington (3/27)... has struck out 38 and walked 31 in 33.2 IP this season.

Year	ERA	W-L	App	GS	CG	SHO/CBO	SV	IP	H	R	ER	BB	SO
2003....	3.21	1-1	27	0	0	0/2	0	28.0	21	12	10	28	27
2004....	8.55	3-1	13	8	0	0/1	1	33.2	39	33	32	31	38
TOTAL...	6.13	4-2	40	8	0	0/3	1	61.2	60	45	42	59	65

Pat Bresnehan, RHP

40

SEASON/CAREER HIGHLIGHTS:

Hard-throwing freshman reliever who is second on the team with 23 pitching appearances... is 3-2 with five saves and a 4.79 ERA... currently third in the ASU freshman record books with five saves... has recorded 45 strikeouts in 41.1 IP... started the season on a tear, with a 3-0 record and five saves and a 1.25 ERA after his first 11 appearances... has allowed only one run in his last five appearances (7.1 IP, 10 K)... recorded season-high seven strikeouts in five innings of relief against Gonzaga (2/16) to earn the win... struck out five in three innings to earn first collegiate save against Arizona (2/24)... had a stretch of 22.0 scoreless innings before ending against California (3/21)... drafted in the 23rd round by the Kansas City Royals in 2003.

Year	ERA	W-L	App	GS	CG	SHO/CBO	SV	IP	H	R	ER	BB	SO
2004....	4.79	3-2	23	1	0	0/1	5	41.1	41	28	22	27	45
TOTAL...	4.79	3-2	23	1	0	0/1	5	41.1	41	28	22	27	45



Sun Devil Baseball 2004

Sun Devil Player Updates

Travis Buck, OF

4

SEASON/CAREER HIGHLIGHTS:

One of ASU's top offensive leaders while starting all 56 games this season... has made 55 starts in right field and one in center field... invited to the USA Baseball National Team Trials... ranks seventh in the Pac-10 in hitting (.365), tied for fifth in doubles (16), fifth in RBI (56), third in on-base percentage (.485), sixth in slugging (.578), sixth in stolen bases (12) and fourth in walks (41)... hitting .365 (77-for-211) with 16 doubles, one triple, nine home runs and 56 RBI... recently had a career-high 16-game hitting streak snapped (5/28 vs. Stanford) which he was 30-for-68 (.441) with four doubles, two home runs, 20 runs scored and 10 RBI... hitting .386 (32-for-83) over his last 20 games... went 13-for-21 (.619) with nine runs and three SB in five games at New Mexico, NMSU and Arizona... has hit safely in 45 of 56 games this season and has at least one RBI in 28 games... has recorded 21 multi-hit games and tied for the team lead with 15 multi-RBI performances... became first Sun Devil since Oddibe McDowell in 1984 to earn back-to-back Pac-10 Player of the Week awards (Mar. 2, Mar. 9)... named National Player of the Week after going 10-for-12 (.833) with 13 RBI in three games against UConn... hit a home run in five straight games from Feb. 29-Mar. 12... went 5-for-5 with eight RBI against UConn (2/29)... also went 4-for-5 with four RBI and tied the ASU single-game record with four doubles against UConn (2/28)... recorded his 100th career RBI on two-run HR in first inning against Arizona (5/22)... finished series against the Wildcats going 8-for-14 (.571)... hitting .403 (52-for-129) with runners on base and .600 (6-for-10) with the bases loaded... a career .344 hitter with 13 home runs and 24 stolen bases.

Year	Avg	GP-GS	AB	R	H	2B	3B	HR	RBI	BB	SO	SB-ATT
2003....	.326	66-65	239	59	78	13	3	4	46	35	28	12-14
2004....	.365	56-56	211	61	77	16	1	9	56	41	33	12-15
TOTAL...	.344	122-121	450	120	155	29	4	13	102	76	61	24-29

Nick Cadena, DH/OF

16

SEASON/CAREER HIGHLIGHTS:

Redshirt sophomore who is hitting .260 (19-for-73) with three home runs and 12 RBI this season... went 2-for-2 with RBI against No. 2 Stanford before coming out of the game after being hit by a pitch... went 3-for-3 with two runs scored off the bench against Connecticut (2/27)... hit first home run of the season against California (3/20)... hit game-tying home run in seventh inning against Washington (3/28)... went deep at Isotopes Park in 22-4 win over New Mexico... has made 11 starts this season, with 10 coming at DH and one in right field... went 5-for-11 (.455) during season-high three-game hitting streak (3/28-4/4)... attended same high school as former Sun Devil greats Paul Lo Duca and Bob Horner.

Year	Avg	GP-GS	AB	R	H	2B	3B	HR	RBI	BB	SO	SB-ATT
2002....	.239	38-19	92	14	22	2	0	6	28	6	23	1-1
2003....	.429	5-0	7	2	3	1	0	0	1	2	1	0-0
2004....	.260	34-11	73	13	19	3	0	3	12	3	15	1-1
TOTAL...	.256	77-30	172	29	44	6	0	9	41	11	39	2-2

Pat Cassa, LHP

26

SEASON/CAREER HIGHLIGHTS:

Crafty left-hander who is 3-1 with one save and a 5.48 ERA this season... picked up third win with solid 6.1 inning start at New Mexico (3 ER, 6 K)... is 2-1 as a starter with a 2.42 ERA, compared to 1-0 and a 9.14 ERA as a reliever... had solid outing against New Mexico State (5/4) in which he got a strikeout and a double play after inheriting a pair of runners with no outs... has made 20 pitching appearances with five starts... career-high nine strikeouts and gave up only one hit in six innings to pick up win over Memphis (2/21)... didn't give up an earned run and struck out four in 4.1 innings in start against Oklahoma State (3/16)... allowed only six of 26 inherited runners to score... retired 10 of 16 first batters faced out of the bullpen.

Year	ERA	W-L	App	GS	CG	SHO/CBO	SV	IP	H	R	ER	BB	SO
2004....	5.48	3-1	21	5	0	0/1	1	47.2	53	34	29	25	38
TOTAL...	5.48	3-1	21	5	0	0/1	1	47.2	53	34	29	25	38

Chris Cook, 1B

32

SEASON/CAREER HIGHLIGHTS:

Backup first baseman who has played in 32 games and made 20 starts... hitting .312 with seven doubles, five home runs and 21 RBI... hit .302 (13-for-43) with 11 runs scored in Pac-10 play... one of ASU's top pinch-hitters going 4-for-12 (.333) off the bench... hit .333 (6-for-18) with two home runs and nine RBI in the five-game road trip through the Southwest... hitting .273 in games started and .435 (10-for-23) when he comes off the bench... went 4-for-4 with four RBI, two doubles and a home run against Connecticut (2/27)... has recorded six multi-hit games... hit home runs in back-to-back games against New Mexico (5/18) and New Mexico State (5/19)... went 2-for-4 with six RBI against UNM, including grand slam HR in first inning... scored season-high three runs against Washington State (4/23)... a junior college transfer from Mesa CC where he was a third-team All-American in 2003.

Year	Avg	GP-GS	AB	R	H	2B	3B	HR	RBI	BB	SO	SB-ATT
2004....	.312	40-20	93	21	29	7	0	5	21	9	36	1-1
TOTAL...	.312	40-20	93	21	29	7	0	5	21	9	36	1-1

Colin Curtis, CF

9

SEASON/CAREER HIGHLIGHTS:

Freshman center fielder who has started 54 of ASU's 56 games... named a midseason Freshman All-American by *Baseball America*... hitting .294 (53-for-180) with 11 doubles, five home runs and 36 RBI... second on the team with 11 stolen bases, ranking fifth in ASU freshman history... ranks eighth in the Pac-10 with 11 SB and eighth with 38 walks... went 2-for-4 with season-high five RBI and a three-run home run against New Mexico State (5/3)... the home run ended a 29-game homerless streak... has recorded at least one hit in 36 of 54 games and has 14 multi-hit contests... went 3-for-5 with three runs and four RBI against Florida State (2/7)... hit a game-tying two-run double in the ninth inning and scored the game-winning run in ASU's 10-9 come-from-behind victory over FSU... went 3-for-5 with a pair of doubles against California (3/21)... hit opposite field home runs in back-to-back games against Connecticut (2/27-28)... hit .393 (11-for-28) during his season-high nine-game hitting streak earlier in the year (2/15-2/29)... high school All-American from Issaquah, Wash... high school rivals with University of Washington pitcher Tim Lincecum... is a cancer survivor.

Year	Avg	GP-GS	AB	R	H	2B	3B	HR	RBI	BB	SO	SB-ATT
2004....	.294	54-54	180	36	53	11	0	5	36	38	38	11-13
TOTAL...	.294	54-54	180	36	53	11	0	5	36	38	38	11-13

Seth Dhaenens, 3B

6

SEASON/CAREER HIGHLIGHTS:

Redshirt freshman infielder who is used primarily as a defensive specialist at third base... hitting .258 (23-for-89) with 26 runs scored and seven RBI... has drawn 23 walks this season, including five games with two or more walks... has made 25 starts (all at third base) and has appeared in 42 games... first career hit was a run-scoring double against Lamar (2/20)... has recorded six multi-hit games, including back-to-back two-hit contests against Oral Roberts (4/8-9)... went 3-for-5 with two runs and two RBI against New Mexico (5/18)... hit .280 (7-for-25) during a season-high six-game hitting streak (3/13-3/20)... was the 12th to last draft pick in the 2002 MLB Draft by the Boston Red Sox... named Pac-10 Academic honorable mention... pursuing a degree in Aeronautical Engineering... nickname is "The Professor".

Year	Avg	GP-GS	AB	R	H	2B	3B	HR	RBI	BB	SO	SB-ATT
2004....	.258	42-25	89	26	23	3	0	0	7	23	20	3-7
TOTAL...	.258	42-25	89	26	23	3	0	0	7	23	20	3-7



Sun Devil Baseball 2004

Sun Devil Player Updates

Tuffy Gosewisch, C

39

SEASON/CAREER HIGHLIGHTS:

Johnny Bench Catcher of the Year semifinalist... second-team Pac-10 Academic selection... hitting .346 (65-for-188) with two home runs, 14 doubles, one triple and 46 RBI... has recorded 20 multi-hit games... played in all 56 games and made 55 starts behind the dish... calls his own pitches... has hit safely in 42 of 56 games, including 13 of last 16 games... is hitting .378 (31-for-82) over his last 25 games (7 2B, 27 RBI)... hitting .367 (22-for-60) with runners in scoring position and .563 (9-for-16) with the bases loaded... ranks fifth in the Pac-10 and first on the team with eight sacrifice bunts... also has three sacrifice flies... recorded two of ASU's three hits in 5-0 loss at No. 2 Stanford (5/28)... had the game-winning two-run double with two outs in the ninth inning on opening night against Florida State (2/6)... went 3-for-3 with two RBI against East Carolina (3/7)... had a bases clearing three-run double that proved to be the game-winning against USC ace Ian Kennedy (4/2)... went 2-for-2 with two RBI and two runs in series opening win over UCLA (4/16)... had three-run double against Washington State (4/23)... hit first career triple to score two runs against Arizona (5/21)... the triple came in his 351st career at-bat... notched career-high four RBI while going 2-for-3 with three runs scored against New Mexico State (5/3)... has three separate six-game hitting streaks this season... a career .321 (119-for-371) hitter with 23 doubles, four home runs and 89 RBI in 145 games... real name is James "Tuffy" Gosewisch... brother, Chip, played for ASU from 1996-99.

Year	Avg	GP-GS	AB	R	H	2B	3B	HR	RBI	BB	SO	SB-ATT
2002....	.128	30-12	39	6	5	0	0	0	2	4	12	0-0
2003....	.340	59-45	144	41	49	9	0	2	41	22	19	2-2
2004....	.346	56-55	188	36	65	14	1	2	46	29	34	0-2
TOTAL...	.321	145-112	371	83	119	23	1	4	89	55	65	2-4

Jeff Larish, OF

11

SEASON/CAREER HIGHLIGHTS:

Junior All-American who is coming around at the plate after a slow start... hampered by a wrist injury during the middle of the season... rated as the No. 10 college draft prospect by *Baseball America* and No. 46 overall prospect for the 2004 MLB draft... hitting .308 (69-for-224) with 17 doubles, seven home runs and 49 RBI... ranks fourth in the Pac-10 with 17 doubles and 10th with 49 RBI... has raised his season average from .269 to .308 by going 34-for-94 (.362) over his last 22 games... hits in 19 of his last 22 games and has hit safely in 42 of 54 games this season... went 9-for-20 (.450) with 10 runs, three home runs and six RBI during five-game road trip through the Southwest... has hit four home runs in his last eight games, including second career multi-homer game against Arizona (5/22)... had a 13-game hitting streak from 4/12-5/16 in which he went 22-for-58 (.379)... started 54 of 56 games this season, all coming in left field... currently playing his third position in three years at ASU (3B in 2002, 1B in 2003)... has hit seven home runs, including an estimated 480-foot blast at Wichita State... hit fifth career grand slam at Stanford (5/30) to break open 7-5 game... has recorded 21 multi-hit games and 15 multi-RBI games this season... hitting .375 (6-for-16) with the bases loaded... season high four hits (4-for-6) against New Mexico State (5/3)... went 3-for-6 with four RBI against Oklahoma State (3/17)... went 2-for-4 with three RBI and home run against Tulane (3/13)... named a first-team pre-season All-American for 2004... had a remarkable sophomore season in 2003, hitting .372 with 18 doubles and 18 home runs while walking 78 times... only second Sun Devil to ever join the 70-70 (RBI-BB) club... set the ASU single-season record with four grand slams... led Team USA with eight home runs over the summer while winning a Silver Medal in the Pan Am Games... drafted in the 32nd round by the Chicago Cubs in 2001... a career .338 hitter (198-for-586) with 28 home runs.

Year	Avg	GP-GS	AB	R	H	2B	3B	HR	RBI	BB	SO	SB-ATT
2002....	.328	34-33	128	31	42	4	3	3	24	29	19	0-1
2003....	.372	65-64	234	80	87	18	2	18	95	78	42	3-5
2004....	.308	54-54	224	45	69	17	0	7	49	35	46	3-7
TOTAL...	.338	153-151	586	156	198	39	5	28	168	142	107	6-13

Ty Marotz, RHP

47

SEASON/CAREER HIGHLIGHTS:

Junior right-handed pitcher who has been solid out of the bullpen... is 0-0 with a 5.32 ERA in 16 appearances this season... most effective out of the bullpen with a 3.86 ERA as a reliever in 16.1 IP... has allowed only five of 23 inherited runners score this season... has inherited the bases loaded five times this season and allowed only three runs to score... has made three starts, but has yet to record a decision... gave up three hits and struck out five in 3.2 innings at hitter-friendly New Mexico State (5/19)... struck out four batters in 2.1 innings of relief against Oral Roberts (4/10)... has 25 strikeouts in 22.0 innings this year... a junior college transfer from Mesa Community College... played with teammate Chris Cook at MCC.

Year	ERA	W-L	App	GS	CG	SHO/CBO	SV	IP	H	R	ER	BB	SO
2004....	5.32	0-0	16	3	0	0/1	0	22.0	24	15	13	13	25
TOTAL...	5.32	0-0	16	3	0	0/1	0	22.0	24	15	13	13	25

Ryan McKenna, OF

17

SEASON/CAREER HIGHLIGHTS:

First-Team All-Pac-10 Academic... backup outfielder who is hitting .333 (14-for-42) while appearing in 27 games... has nine of his 14 hits on the season in his last six games... went 6-for-11 (.545) during the recent road trip through the Southwest... current six-game hitting streak (.500, 9-for-18, 5 RBI)... went 2-for-4 with two runs and three RBI against New Mexico (5/18)... hit a three-run home run to left field vs. the Lobos for his second career home run... had career-high three hits against New Mexico State (5/19)... has made five starts, with four coming at designated hitter and one in center field... hit ASU's first triple of the season against UConn (2/27)... went 2-for-3 with two runs and three RBI against the Huskies in that game... 1-for-1 with a run-scoring single against Arizona (4/12) off the bench... also went 1-for-1 with run scored in 19-2 win over New Mexico State (5/3)... had two-out, two-run single in first inning against Stanford (5/30) to give ASU an early 3-0 lead... graduated with a degree in interdisciplinary studies.

Year	Avg	GP-GS	AB	R	H	2B	3B	HR	RBI	BB	SO	SB-ATT
2001....	.286	30-10	49	13	14	1	0	0	8	11	9	2-3
2002....	.265	39-20	83	15	22	3	1	1	15	14	18	2-3
2004....	.333	27-5	42	9	14	2	1	1	9	4	9	1-1
TOTAL...	.287	96-35	174	37	50	6	2	2	32	29	36	5-7

Jeff Mousser, RHP

35

SEASON/CAREER HIGHLIGHTS:

Senior transfer from BYU who is 6-4 with a 3.93 ERA... ranks seventh in the Pac-10 with a 3.93 ERA and ninth with a .252 opponents batting average... started the season 1-3, but has won five of his last six decisions to improve to 6-4... has made 16 starts this season... ASU's opening day starter against Florida State... over his last seven starts is 5-1 with a 3.35 ERA while giving up 15 earned runs in 40.1 IP... gave up three hits and struck out five in five-inning victory over Arizona (5/21)... threw a complete-game victory over Washington State (4/23)... gave up one unearned run in 6.1 innings against nationally ranked Wichita State... struck out season-high six against Cal State Northridge (2/13)... threw five hitless innings against Connecticut (2/27) for first victory as a Sun Devil... has gone five or more innings in 10 of his 16 starts... getting married in July in Seattle, Wash... Tempe native who prepped at Marcos de Niza HS.

Year	ERA	W-L	App	GS	CG	SHO/CBO	SV	IP	H	R	ER	BB	SO
2001....	6.38	3-0	12	4	0	0/0	0	36.2	47	30	26	11	35
2002....	4.88	9-4	19	12	1	0/0	1	90.1	109	68	49	38	73
2003....	6.40	5-7	16	16	3	1/0	0	95.2	117	77	68	49	38
2004....	3.93	6-4	16	16	1	0/0	0	84.2	77	43	37	41	41
TOTAL...	5.19	23-15	63	48	4	1/0	1	307.1	350	218	180	139	187

Played 2001-03 at BYU



Sun Devil Baseball 2004

Sun Devil Player Updates

Dustin Pedroia, SS

2

SEASON/CAREER HIGHLIGHTS:

National Player of the Year candidate... first-team USA Today/Sports Weekly All-American... preseason All-American and Midseason Junior of the Year (*Baseball America*)... Golden Spikes Award Finalist and Dick Howser Trophy National Player of the Year semifinalist... rated as the No. 28 college prospect by *Baseball America* and No. 53 overall prospect for the 2004 draft... second in the Pac-10 hitting .395 (92-for-233)... also has 24 doubles, nine home runs, 48 RBI and eight stolen bases... leads the Pac-10 in doubles (24), runs (76), hits (92) and is second in walks (45), second in on-base percentage (.502) and third in slugging (.622)... ranks fourth in the NCAA with 1.4 runs per game, 15th with 0.43 doubles per game and 21st in hitting... has recorded 28 multi-hit games this season and 96 in his career... has recorded two hitting streaks of 10 or more games this season and seven in his career... 10 three-hit games and four, four-hit contests... has hit safely in 46 of 56 games this season and leads the team with 34 extra base hits... hitting .444 (28-for-63) with runners in scoring position and .556 (5-for-9) with the bases loaded... recently ended an 0-for-13 slump, going hitless in three consecutive games for only the second time in his career... has started all 56 games at shortstop this season... has never missed a game during his ASU career (182 games)... went 3-for-5 with two home runs against Wichita State (4/27)... went 4-for-4 with grand slam and career-high five RBI against Tulane (3/13)... has hit two leadoff home runs this season and three in his career... has made only nine errors in 260 total chances for a .965 fielding percentage and has helped turn 42 double plays... has a career .974 FLD%... a career .384 (294-for-766) hitter to rank tied for seventh in the ASU career record books... needs only six more hits to become first three-year player in ASU history to reach the 300-hit milestone... needs eight hits to reach 100-hit mark for second straight season... looking to become only third player in ASU history to record back-to-back 100-hit seasons (Willie Bloomquist and Kevin Romine) and the second to hit .400 in consecutive years (Romine)... also fourth in school history with 294 career hits and seventh with 766 career at-bats... has 71 career doubles to rank third in ASU history after setting the ASU and Pac-10 single-season record with 34 doubles last season... two-year starter at shortstop for the USA Baseball National Team... the 2003 National Defensive Player of the Year as selected by *Collegiate Baseball*... 2003 Pac-10 co-Player of the Year.

Year	Avg	GP-GS	AB	R	H	2B	3B	HR	RBI	BB	SO	SB-ATT
2002....	.347	58-58	236	51	82	13	2	1	45	24	19	5-9
2003....	.404	68-68	297	83	120	34	3	4	52	36	13	3-7
2004....	.395	56-56	233	76	92	24	1	9	48	45	13	8-13
TOTAL...	.384	182-182	766	210	294	71	6	14	145	105	45	16-29

Joe Persichina, INF

10

SEASON/CAREER HIGHLIGHTS:

Freshman infielder who can play all four infield positions... has played in 50 games and made 37 starts... 34 starts at first base and five at second base... sixth on the team hitting .326 (45-for-138) with seven doubles, one triple, one home run and 22 RBI... has hit safely in 28 of 47 games this season... ranked ninth in league and led ASU with a .362 batting average in Pac-10 games (21-for-58)... career-high four hits going 4-for-5 with two runs scored against Washington State (4/23)... went 1-for-3 with three-run triple against Oral Roberts (4/8)... hit first career home run against Memphis (2/21)... went 3-for-4 with game-winning single with two outs in the bottom of the ninth inning in 10-9 victory over Florida State (2/7)... has recorded 12 multi-hit games and three multi-RBI games... has four separate three-game hitting streaks this season... hitting .500 (5-for-10) with the bases loaded (12 RBI).

Year	Avg	GP-GS	AB	R	H	2B	3B	HR	RBI	BB	SO	SB-ATT
2004....	.326	50-39	138	26	45	7	1	1	22	20	16	3-4
TOTAL...	.326	50-39	138	26	45	7	1	1	22	20	16	3-4

Jason Urquidez, RHP

34

SEASON/CAREER HIGHLIGHTS:

Ace of the Sun Devil pitching staff going 11-3 with a 3.31 ERA... tied for the Pac-10 lead with 11 wins... also ranks second in the league in ERA (3.31), sixth in opponents batting average (.249) and is seventh with 90 strikeouts... has made 18 pitching appearances, with 16 starts... owns a stellar 3.10 ERA in games started... named to the Clemens Award (National Pitcher of the Year) Watch List... has gone five or more innings in 11 of his 16 starts and has five or more K's in 10 starts... was 3-0 with a 1.77 ERA and 28 strikeouts three starts (20.1 IP) prior to start at Stanford (5 R, 2.1 IP)... recorded season-high 12 strikeouts in 8.1 innings against Oregon State (5/15)... gave up only three hits in 7.1 IP against Arizona (5/22)... earned Pac-10 and National Pitcher of the Week honors after throwing a complete-game, three-hitter against No. 1 and defending national champion Rice (2/22)... struck out seven and walked only two and gave up only one run against the Owls... struck out nine batters in ASU debut against Florida State (2/8)... a junior college transfer from Central Arizona College... named a JC All-American in 2003 and was 19-5 in his JC career... helped CAC win the 2002 JUCO World Series and was named to the all-tournament team.

Year	ERA	W-L	App	GS	CG	SHO/CBO	SV	IP	H	R	ER	BB	SO
2004....	3.31	11-3	18	16	1	0/1	0	92.1	84	37	34	44	90
TOTAL...	3.31	11-3	18	16	1	0/1	0	92.1	84	37	34	44	90

Nick Walsh, 2B

20

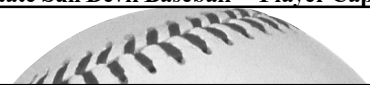
SEASON/CAREER HIGHLIGHTS:

Fifth-year senior who is a true utility player... has played in 48 games and made 41 starts... made 36 starts at second base, one at first base and four at designated hitter... hitting .333 (47-for-141) with seven doubles, 30 runs and 22 RBI... coming off rough stretch of games in which he was 0-for-13 against Arizona and Stanford... has 15 bunt base hits and is second on the team with seven sacrifice bunts... has recorded 11 multi-hit games and has hit safely in 30 of 48 games... went 10-for-14 (.714) during a three-game stretch against USC and Oral Roberts... went 4-for-5 with three runs against USC (4/2)... had four straight two-hit games against Oral Roberts, Arizona and UCLA... hit a game-tying two-run double against UCLA (4/17) in ASU's 4-3 win... tied a career-high with an eight-game hitting streak from 4/9 (ORU) to 4/25 (WSU)... went 12-for-30 (.400) during the streak... a career .306 hitter with 19 doubles and 93 walks... hit .410 in Pac-10 play in 2003 (25-for-61) and finished his career as a .332 hitter in Pac-10 play (63-for-190)... graduated in December with a degree in Sociology... will come back next year as ASU's graduate assistant coach.

Year	Avg	GP-GS	AB	R	H	2B	3B	HR	RBI	BB	SO	SB-ATT
2001....	.264	44-21	91	26	24	3	0	1	15	31	9	2-5
2002....	.219	41-14	64	19	14	2	0	0	9	20	12	4-5
2003....	.353	56-26	119	37	42	7	1	0	23	22	14	3-5
2004....	.333	48-41	141	30	47	7	0	0	22	20	13	6-11
TOTAL...	.306	189-102	415	112	127	19	1	1	69	93	48	15-26



Sun Devil Baseball 2004



Sun Devil Player Updates

Travis Webb, LHP

50

SEASON/CAREER HIGHLIGHTS:

Freshman left-handed pitcher who is 0-0 with a 5.68 ERA in nine appearances this year... has given up only two hits and one run in his last three innings... threw a scoreless inning in regular season finale at No. 2 Stanford (5/30)... recorded four strikeouts in two innings at New Mexico (5/18)... struck out a batter in his first outing as a Sun Devil against Utah (2/14)... came in and got a key out against nationally ranked Tulane (3/14) to preserve a 5-1 victory... threw a scoreless inning against Oklahoma State (3/17)... a native of Spokane, Wash.... father and uncle played baseball at Washington State University... uncle is former NBA guard Craig Ehlo... one of three Washington players on the team.

Year	ERA	W-L	App	GS	CG	SHO/CBO	SV	IP	H	R	ER	BB	SO
2004....	5.68	0-0	9	0	0	0/1	0	6.1	10	11	4	10	7
TOTAL...	5.68	0-0	9	0	0	0/1	0	6.1	10	11	4	10	7

Zechry Zinicola, RHP/DH

37

SEASON/CAREER HIGHLIGHTS:

Freshman All-America candidate who is a two-way player for the Sun Devils... starts at designated hitter and has moved into the closer role on the mound... has also started the last two games at first base... raw power at the plate and has a 95 mph fastball on the mound... is 4-2 with seven saves and is second on the team with a 3.46 ERA... ranks third in the Pac-10 with seven saves and is second in the ASU freshman record books... needs one more save to tie freshman record set by Mitch Dean in 1976... has made 23 pitching appearances with four starts... is 1-0 with a 3.38 ERA as a starter... is 3-2 with seven saves and a 3.50 ERA out of the bullpen... earned two saves against Oregon State with five strikeouts in 2.2 IP... earned a pair of saves in ASU's two-game sweep of No. 7 Wichita State... over his last 14 outings has gone 2-1 with six saves and given up only five runs in 25.2 innings (1.75 ERA) while striking out 28 batters... at the plate is hitting .280 (28-for-100) with eighth doubles, three home runs and 26 RBI... made 25 starts as a position player (23 DH, 2 1B)... ASU's first true two-way player since Richy Leon in 1998... hit a game-winning three-run home run in the bottom of the eighth inning against East Carolina (3/5)... had the game-winning sacrifice fly and earned the win on the mound against UCLA (4/17)... matched that performance a week later against Washington State (4/24)... went 2-for-4 with four runs scored and two doubles against New Mexico State (5/3)... hit a two-run home run to break open a close game against Oregon State (5/16)... struck out four in 4.2 scoreless innings against No. 2 Stanford (5/30) to earn the save... struck out five and gave up only two runs in seven inning start for win over California (3/21)... earned a pair of saves against nationally ranked Wichita State on the road... has hit safely in 21 of 29 games... played for USA Baseball Junior National Team... drafted in the 43rd round by the Atlanta Braves in the 2003 MLB Draft.

Year	Avg	GP-GS	AB	R	H	2B	3B	HR	RBI	BB	SO	SB-ATT
2004....	.280	44-29	100	20	28	8	0	3	26	12	22	0-0
TOTAL...	.280	44-29	100	20	28	8	0	3	26	12	22	0-0

Year	ERA	W-L	App	GS	CG	SHO/CBO	SV	IP	H	R	ER	BB	SO
2004....	3.46	4-2	23	4	0	0/0	7	52.0	47	22	20	17	52
TOTAL...	3.46	4-2	23	4	0	0/0	7	52.0	47	22	20	17	52



Sun Devil Baseball 2004

2004 Arizona State Baseball Game-by-Game Results

(40-16 Overall, 13-11 Pac-10, 25-9 Home, 12-5 Away, 3-2 Neutral, 14-5 Ranked Opponents)

Date	Opponent	W-L	Score	Att.	ASU Pitcher	Opp. Pitcher	Record	Notes
2/6	Florida State (#18)	W	2-1	3,078	Zinicola (1-0)	Lynch (1-1)	1-0	Gosewisch 2-out, 2-run double in B-9 wins game.
2/7	Florida State (#18)	W	10-9	3,220	Bresnehan (1-0)	Lynch (1-2)	2-0	Curtis 3x5, 4 RBI, HR. Devils score 3 in B-9.
2/8	Florida State (#18)	W	12-6	3,386	Urquidez (1-0)	Sauls (0-1)	3-0	Buck 3x3, 4 RBI. Urquidez 9 K's in 5.0 IP.
2/13	vs. CS Northridge^	W	13-3	868	Averill (1-0)	Hochgesang (0-1)	4-0	Pedroia 3x4, 2 2B. Curtis 3x4, 3 R.
2/14	vs. Utah^	W	11-0	813	Urquidez (2-0)	Mackay (0-1)	5-0	Pedroia 3x4, 3 R, 2 RBI. Urquidez 7 K's in 6.0 IP.
2/15	vs. Oklahoma^	L	0-6	1,370	Cassa (0-1)	Purcey (1-0)	5-1	NCAA record 506 game scoring streak ends!
2/16	Gonzaga	W	10-3	2,172	Bresnehan (2-0)	Monroe (0-1)	6-1	Pedroia 4-for-5, 3 2B. Bresnehan 7 K's in 5.0 IP.
2/20	vs. Lamar#	L	4-5	3,108	Zinicola (1-1)	Stutes (2-0)	6-2	Pedroia 3x5, HR. Lamar scores two in eighth.
2/21	vs. Memphis#	W	7-0	3,405	Cassa (1-1)	Hankins (0-1)	7-2	Cassa 9 K's, 1 H in 6.0 IP. Pedroia 3x4, 2 RBI.
2/22	at Rice# (#1)	W	3-1	3,604	Urquidez (3-0)	Niemann (0-1)	8-2	Urquidez 7 K's, 3 H in complete-game effort.
2/24	Arizona (#16)	W	4-0	2,748	Bordes (1-0)	Guyette (1-2)	9-2	Bordes 10 K's in 6.0 IP. Pedroia 3x4, 2 2B.
2/27	UConn	W	18-2	2,163	Mousser (1-0)	Hourigan (0-1)	10-2	Mousser 0 H, 5.0 IP. Cook 4x4, 2 2B, HR, 4 RBI.
2/28	UConn	W	16-5	2,385	Bresnehan (3-0)	James (0-1)	11-2	Buck 4x5, 4 2B, 4 RBI. Pedroia hits grand slam.
2/29	UConn	W	18-11	2,400	Urquidez (4-0)	Tucci (0-1)	12-2	Buck 5x5, 8 RBI, HR. Asanovich 2x2, 4 R, 4 RBI.
3/5	East Carolina (#18)	W	7-6	2,552	Andes (1-0)	Flye (1-1)	13-2	Zinicola 2-run HR in eighth caps comeback.
3/6	East Carolina (#18)	W	6-4	2,567	Urquidez (5-0)	Harrell (2-1)	14-2	Buck GW HR in 7th. Urquidez 4 K in 7.0 IP.
3/7	East Carolina (#18)	W	7-5	2,842	Andes (2-0)	Brooks (1-1)	15-2	Buck hits HR in 4th straight. Walsh 2x3, 3 RBI.
3/12	Tulane (#11)	L	3-5	2,827	Mousser (1-1)	Mohl (4-0)	15-3	Buck HR in fifth straight, but ASU only 4 H.
3/13	Tulane (#11)	W	11-3	2,650	Urquidez (6-0)	Crowel (3-1)	16-3	Pedroia 4x4, 5 RBI, HR. Larish 2x4, 3 RBI, HR.
3/14	Tulane (#11)	W	5-1	3,005	Averill (2-0)	Hahn (3-1)	17-3	Walsh 2x3, 2 RBI. Bordes 6 K's in 4.1 IP.
3/16	Oklahoma State	W	3-2	3,253	Andes (3-0)	Rew (3-1)	18-3	Cassa, Andes, Bresnehan limit OSU to 2 UE runs.
3/17	Oklahoma State	W	16-6	3,024	Blake (1-0)	Grogan (4-1)	19-3	Larish 3x6, 2 2B, 4 RBI. 11 players with hits.
3/19	California*	L	7-9	2,766	Andes (3-1)	Johnson (1-0)	19-4	Pedroia 4x5, 2B, RBI. Zinicola 2x5, 2 RBI.
3/20	California*	L	8-20	2,314	Urquidez (6-1)	Read (1-0)	19-5	ASU ties school record giving up 13 runs in 5th.
3/21	California	W	8-4	2,735	Zinicola (2-1)	Crist (2-4)	20-5	Zinicola 7.0 IP with 5 K's. Asanovich 3-run HR.
3/26	Washington*	L	1-11	3,336	Urquidez (6-2)	Lincecum (3-0)	20-6	ASU gives up 3 HR and score only one run in loss.
3/27	Washington*	W	9-4	2,876	Bordes (2-0)	Everitt (3-2)	21-6	Walsh 2x4, 2 RBI. Pedroia solo HR.
3/28	Washington*	L	6-8	2,761	Bresnehan (3-1)	Fenton (3-2)	21-7	Pedroia 3x6, 2 RBI. ASU gives up 6 in last 3 inn.
4/2	USC*	W	10-3	2,687	Urquidez (7-2)	Kennedy (4-1)	22-7	Urquidez 7 K's in 8.1 IP. Walsh 4x5, 2 R.
4/3	USC*	L	5-14	2,692	Averill (2-1)	Wentworth (2-2)	22-8	USC scores 11 unanswered runs with two outs.
4/4	USC*	L	3-10	2,681	Mousser (1-2)	Butler (3-1)	22-9	Devils lose third straight Pac-10 series.
4/8	Oral Roberts (#24)	L	7-9	2,231	Bresnehan (3-2)	Bigley (6-1)	22-10	Bullpen gives up seven runs in last two innings.
4/9	Oral Roberts (#24)	W	5-1	2,334	Urquidez (8-2)	Recio (0-1)	23-10	Urquidez 6 K's, 5 H in 7.0 IP. Gosewisch 2-R HR.
4/10	Oral Roberts (#24)	L	5-6	2,157	Mousser (1-3)	Sorrow (5-1)	23-11	Asanovich 3-for-3, 2B, 3B. Devils score 2 in ninth.
4/12	Arizona	W	9-5	2,308	Cassa (2-1)	Mills (0-1)	24-11	Pedroia 3-for-5, 2B. Cassa/Zinicola 8 K's in 3.1 IP.
4/16	at UCLA*	W	12-4	450	Mousser (2-3)	Beck (2-3)	25-11	Pedroia 4-for-5. Mousser 5 H, 1 R in 7.0 IP.
4/17	at UCLA*	W	4-3	568	Zinicola (3-1)	Rustich (3-1)	26-11	Averill and Zinicola retire last 15 batters in win.
4/18	at UCLA*	L	10-11	657	Zinicola (3-2)	Brophy (4-0)	26-12	Buck 2x4, but Devils comeback stalls in ninth.
4/23	at Wash. State*	W	17-5	703	Mousser (3-3)	MacKenzie (5-4)	27-12	Persichina 4x5. Mousser CG. Pedroia 2x4, HR.
4/24	at Wash. State*	W	5-3	882	Zinicola (4-2)	Daman Jr. (2-3)	28-12	Zinicola GW sac fly, win on mound 2.2 IP, 0 R.
4/25	at Wash. State*	L	4-8	843	Averill (2-2)	Alwert (4-1)	28-13	Asanovich 3x5. WSU scores five in sixth inning.
4/27	at Wichita State (#7)	W	10-9	4,521	Averill (3-2)	Banick (2-3)	29-13	Pedroia 3x5, 2B, 2 HR. ASU trailed 7-1 in 2nd.
4/28	at Wichita State (#7)	W	4-3	4,370	Mousser (4-3)	Pelfrey (6-1)	30-13	Mousser 2 H, 1 UER in 6.1 IP. Pedroia 2x5, RBI.
5/3	New Mexico State	W	19-2	2,190	Urquidez (9-2)	Pilon (0-1)	31-13	Urquidez 2 H, 1 R, 5.0 IP. Larish 4x6, 3 R, RBI.
5/4	New Mexico State	W	6-2	2,177	Mousser (5-3)	Cobb (1-1)	32-13	Devils turn four DP's in win. Gosewisch 2R 2B.
5/14	Oregon State*	W	9-3	2,509	Averill (4-2)	Postlewait (9-3)	33-13	Buck 2-for-5, 4 RBI. Averill/Zinicola 0 R, 4.0 IP.
5/15	Oregon State*	W	3-1	2,860	Urquidez (10-2)	Buck (3-4)	34-13	Urquidez 12 K's in 8.1 IP. Larish 1x4, 2 RBI.
5/16	Oregon State*	W	8-4	2,354	Bordes (3-0)	Baldwin (5-5)	35-13	Zinicola 2-for-5, HR, 2B. Averill 1.1 IP, 3 K.
5/18	at New Mexico	W	22-4	1,153	Cassa (3-1)	Coltrinarri (1-3)	36-13	10 player with multi-hit. Cook 2x4, 6 RBI, GS.
5/19	at New Mexico St.	W	12-5	1,450	Andes (4-1)	Cameron (6-7)	37-13	Pedroia 3-R HR. Buck 3x5. Cook 2x5, HR, 3 RBI.
5/21	at Arizona*	W	8-3	1,586	Mousser (6-3)	Kolberg (7-6)	38-13	Pedroia 3-for-5, 2B. Averill 2 H, 1 R, 4.0 IP.
5/22	at Arizona*	W	7-2	1,483	Urquidez (11-2)	Guyette (6-6)	39-13	Asanovich 2-for-4, GS. Urquidez 9 K, 7.1 IP.
5/23	at Arizona*	L	7-13	912	Bordes (3-1)	Meloan (7-0)	39-14	Larish 3-for-4, 2 HR, 4 RBI. Buck 3-for-5, 2B.
5/28	at Stanford* (#2)	L	0-5	4,089	Mousser (6-4)	Romanczuk (11-2)	39-15	ASU limited to 3 H in 2nd shutout in 555 games.
5/29	at Stanford* (#2)	L	3-10	2,874	Urquidez (11-3)	Gilmore (9-2)	39-16	ASU loses third straight. Asanovich 2x3, RBI.
5/30	at Stanford* (#2)	W	15-5	2,987	Andes (5-1)	Leva (5-2)	40-16	Larish 2-for-4, GS, 4 RBI. Zinicola 4.2 IP, 0 R.

* Pac-10 Game

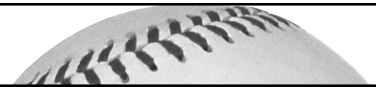
^ Coca-Cola Spring Training College Baseball Classic (Surprise, Ariz.)

Coca-Cola Rice Baseball Classic

S Played at Isotopes Ballpark



Sun Devil Baseball 2004



Arizona State Sun Devil Baseball Overall Statistics

Record: 40-16 Home: 25-9 Away: 12-5 Neutral: 3-2 Pac-10: 13-11

Player	AVG	GP-GS	AB	R	H	2B	3B	HR	RBI	TB	SLG%	BB	HBP	SO	GDP	OB%	SF	SH	SB-ATT	PO	A	E	FLD%
2 Dustin Pedroia...	.395	56-56	233	76	92	24	1	9	48	145	.622	45	7	13	8	.502	2	1	8-13	80	171	9	.965
15 Josh Asanovich...	.372	46-38	137	39	51	9	2	5	40	79	.577	19	10	13	1	.465	6	2	4-6	46	70	7	.943
4 Travis Buck.....	.365	56-56	211	61	77	16	1	9	56	122	.578	41	11	33	5	.485	3	6	12-15	111	5	1	.991
39 Tuffy Gosewisch..	.346	56-55	188	36	65	14	1	2	46	87	.463	29	6	34	2	.442	3	8	0-2	394	39	7	.984
20 Nick Walsh.....	.333	48-41	141	30	47	7	0	0	22	54	.383	20	7	13	2	.433	3	7	6-11	83	75	5	.969
10 Joe Persichina...	.326	50-39	138	26	45	7	1	1	22	57	.413	20	5	16	2	.424	2	2	3-4	273	40	3	.991
32 Chris Cook.....	.312	40-20	93	21	29	7	0	5	21	51	.548	9	2	36	2	.385	0	1	1-1	167	8	2	.989
11 Jeff Larish.....	.308	54-54	224	45	69	17	0	7	49	107	.478	35	1	46	1	.401	2	0	3-7	86	2	0	1.000
9 Colin Curtis.....	.294	54-54	180	36	53	11	0	5	36	79	.439	38	5	38	7	.427	2	0	11-13	112	0	1	.991
37 Zechry Zinicola..	.280	31-25	100	20	28	8	0	3	26	45	.450	12	1	22	4	.350	4	0	0-0	19	8	1	.964
16 Nick Cadena.....	.260	34-11	73	13	19	3	0	3	12	31	.425	3	2	15	2	.304	1	0	1-1	7	0	1	.875
6 Seth Dhaenens....	.258	42-25	89	26	23	3	0	0	7	26	.292	23	0	20	5	.411	0	4	3-7	29	49	5	.940

17 Ryan McKenna.....	.333	27-5	42	9	14	2	1	1	9	21	.500	4	0	9	0	.391	0	4	1-1	9	0	0	1.000
19 Joel Bocchi.....	.290	31-14	62	10	18	3	0	0	13	21	.339	13	9	15	2	.471	1	1	0-0	30	1	0	1.000
60 G. Schoenberger..	.000	8-0	7	0	0	0	0	0	0	0	.000	0	0	2	0	.000	0	0	0-0	14	0	0	1.000
26 Pat Cassa.....	.000	3-0	1	0	0	0	0	0	0	0	.000	0	0	0	0	.000	0	0	0-0	5	12	3	.850
50 Travis Webb.....	.000	1-0	1	0	0	0	0	0	0	0	.000	0	0	1	0	.000	0	0	0-0	1	2	1	.750
51 Joe Cosentino....	.000	1-0	1	0	0	0	0	0	0	0	.000	0	0	0	0	.000	0	0	0-0	0	0	0	.000
49 Brett Bordes.....	.000	1-0	0	1	0	0	0	0	0	0	.000	0	0	0	0	.000	0	0	0-0	3	6	0	1.000
Totals.....	.326	56-56	1955	454	637	132	7	50	411	933	.477	316	67	336	46	.431	29	36	53-82	1491	555	54	.974
Opponents.....	.263	56-56	1883	296	495	69	11	44	275	718	.381	264	49	426	52	.364	22	34	46-64	1429	617	88	.959

LOB - Team (520), Opp (466). DPs turned - Team (60), Opp (57). TPs turned - Team (1). CI - Team (1), Gosewisch 1. IBB - Team (19), Pedroia 6, Buck 4, Larish 4, Asanovich 2, Bocchi 1, Persichina 1, Gosewisch 1, Opp (2). Picked off - Curtis 2, Buck 2, Asanovich 1, Larish 1, Pedroia 1.

(All games Sorted by Earned run avg)

Player	ERA	W-L	APP	GS	CG	SHO/CBO	SV	IP	H	R	ER	BB	SO	2B	3B	HR	AB	B/Avg	WP	HBP	BK	SFA	SHA
34 Jason Urquidez...	3.31	11-3	18	16	1	0/1	0	92.1	84	37	34	44	90	11	3	10	338	.249	2	6	0	3	4
37 Zechry Zinicola..	3.46	4-2	23	4	0	0/0	7	52.0	47	22	20	17	52	6	1	3	193	.244	4	6	1	1	3
35 Jeff Mousser.....	3.93	6-4	16	16	1	0/0	0	84.2	77	43	37	41	41	14	2	5	305	.252	2	9	1	7	10
40 Pat Bresnehan....	4.79	3-2	23	1	0	0/1	5	41.1	41	28	22	27	45	9	0	3	153	.268	4	4	1	1	3
45 Erik Averill.....	4.92	4-2	24	3	0	0/0	2	67.2	66	41	37	23	48	8	2	4	256	.258	5	8	3	5	6
26 Pat Cassa.....	5.48	3-1	21	5	0	0/1	1	47.2	53	34	29	25	38	5	3	8	190	.279	1	2	1	0	3

21 Quentin Andes....	4.91	5-1	20	0	0	0/0	2	29.1	32	17	16	18	27	6	0	3	116	.276	2	6	0	1	2
47 Ty Marotz.....	5.32	0-0	16	3	0	0/1	0	22.0	24	15	13	13	25	2	0	5	87	.276	3	0	1	2	0
41 Josh Blake.....	5.40	1-0	13	0	0	0/1	1	20.0	22	15	12	15	15	0	0	0	78	.282	1	2	0	1	1
50 Travis Webb.....	5.68	0-0	9	0	0	0/1	0	6.1	10	11	4	10	7	0	0	0	30	.333	0	1	0	0	0
49 Brett Bordes.....	8.55	3-1	13	8	0	0/1	1	33.2	39	33	32	31	38	8	0	3	137	.285	2	5	1	1	2
Totals.....	4.60	40-16	56	56	2	3/3	19	497.0	495	296	254	264	426	69	11	44	1883	.263	26	49	9	22	34
Opponents.....	7.31	16-40	56	56	0	2/2	6	476.1	637	454	387	316	336	132	7	50	1955	.326	43	67	15	29	36

PB - Team (2), Gosewisch 1, Bocchi 1, Opp (6). Pickoffs - Team (3), Urquidez 2, Zinicola 1, Opp (6). SBA/ATT - Gosewisch (40-57), Urquidez (13-21), Bresnehan (9-11), Averill (7-8), Cassa (4-7), Bocchi (5-5), Mousser (4-5), Zinicola (4-5), Bordes (2-3), Andes (1-2), Schoenberger (1-1), Blake (1-1), Marotz (1-1).



Sun Devil Baseball 2004



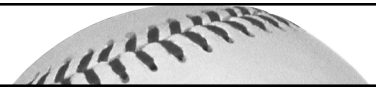
Arizona State Sun Devil Baseball Fielding Statistics

2004 Arizona State Sun Devil Baseball
Overall Statistics for Arizona State (as of May 30, 2004)
(All games Sorted by Fielding pct)

Player	C	PO	A	E	FLD%	DPs	SBA	CSB	SBA%	PB	CI
11 Jeff Larish.....	88	86	2	0	1.000	1	0	0	---	0	0
19 Joel Bocchi.....	31	30	1	0	1.000	0	5	0	1.000	1	0
60 G. Schoenberger..	14	14	0	0	1.000	0	1	0	1.000	0	0
49 Brett Bordes.....	9	3	6	0	1.000	0	2	1	.667	0	0
17 Ryan McKenna.....	9	9	0	0	1.000	0	0	0	---	0	0
40 Pat Bresnehan....	5	1	4	0	1.000	0	9	2	.818	0	0
21 Quentin Andes....	3	0	3	0	1.000	0	1	1	.500	0	0
47 Ty Marotz.....	2	0	2	0	1.000	0	1	0	1.000	0	0
4 Travis Buck.....	117	111	5	1	.991	1	0	0	---	0	0
9 Colin Curtis.....	113	112	0	1	.991	0	0	0	---	0	0
10 Joe Persichina...	316	273	40	3	.991	39	0	0	---	0	0
32 Chris Cook.....	177	167	8	2	.989	21	0	0	---	0	0
39 Tuffy Gosewisch..	440	394	39	7	.984	3	40	17	.702	1	1
20 Nick Walsh.....	163	83	75	5	.969	27	0	0	---	0	0
2 Dustin Pedroia...	260	80	171	9	.965	42	0	0	---	0	0
37 Zechry Zinicola..	28	19	8	1	.964	4	4	1	.800	0	0
15 Josh Asanovich...	123	46	70	7	.943	13	0	0	---	0	0
6 Seth Dhaenens....	83	29	49	5	.940	7	0	0	---	0	0
45 Erik Averill.....	15	4	10	1	.933	0	7	1	.875	0	0
35 Jeff Mousser.....	24	5	17	2	.917	2	4	1	.800	0	0
34 Jason Urquidez...	18	3	13	2	.889	2	13	8	.619	0	0
16 Nick Cadena.....	8	7	0	1	.875	0	0	0	---	0	0
41 Josh Blake.....	7	2	4	1	.857	0	1	0	1.000	0	0
26 Pat Cassa.....	20	5	12	3	.850	0	4	3	.571	0	0
50 Travis Webb.....	4	1	2	1	.750	1	0	0	---	0	0
51 Joe Cosentino....	0	0	0	0	.000	0	0	0	---	0	0
Totals.....	2100	1491	555	54	.974	60	46	18	.719	2	1
Opponents.....	2134	1429	617	88	.959	57	53	29	.646	6	0



Sun Devil Baseball 2004



Arizona State Sun Devil Baseball Statistics Summary

Inning-by-inning	1	2	3	4	5	6	7	8	9	Total
-----	--	--	--	--	--	--	--	--	--	-----
Arizona State	67	52	69	53	54	39	49	59	12	454
Opponents	45	31	21	34	40	40	31	23	31	296

Win-Loss Record When

Overall.....	40-16	After 6 leading.....	33-2
Conference.....	13-11 trailing....	4-13
Non-Conference.....	27-5 tied.....	3-1
Home games.....	25-9	After 7 leading.....	35-1
Away games.....	12-5 trailing....	3-13
Neutral site.....	3-2 tied.....	2-2
Day games.....	16-11	After 8 leading.....	37-1
Night games.....	24-5 trailing....	2-13
vs Left starter....	8-6 tied.....	1-1
vs Right starter....	32-10		
1-Run games.....	7-3	Hit 0 home runs.....	18-10
2-Run games.....	4-4	... 1 home run.....	9-3
5+Run games.....	20-8	... 2+ home runs....	13-3
Extra innings.....	0-0		
Shutouts.....	3-2	Opponent 0 home runs	24-5
	 1 home run.	9-7
	 2+ HRs.....	7-4
Scoring 0-2 runs....	1-3		
..... 3-5 runs....	9-7	Made 0 errors.....	17-4
..... 6-9 runs....	12-5 1 error.....	17-4
..... 10+ runs....	18-1 2+ errors.....	6-8
Opponent 0-2 runs... 14-0			
..... 3-5 runs... 19-3		Opp. made 0 errors..	6-9
..... 6-9 runs... 6-6	 1 error... 11-2	
..... 10+ runs... 1-7	 2+ errors. 23-5	
Scored in 1st inning 26-4		Out-hit opponent....	34-4
Opp. scored in 1st.. 12-11		Out-hit by opponent.	5-11
Scores first..... 31-4		Hits are tied.....	1-1
Opp. scores first... 9-12			

Record when team scores:

Runs	0	1	2	3	4	5	6	7	8	9	10+
W-L	0-2	0-1	1-0	3-3	3-2	3-2	2-1	4-3	3-1	3-0	18-1

Record when opponent scores:

Runs	0	1	2	3	4	5	6	7	8	9	10+
W-L	3-0	5-0	6-0	7-0	6-0	6-3	3-2	1-0	0-2	2-2	1-7

Record when leading after:

Inn.	1	2	3	4	5	6	7	8
W-L	20-3	25-5	29-6	31-6	33-5	33-2	35-1	37-1

Record when trailing after:

Inn.	1	2	3	4	5	6	7	8
W-L	6-10	4-11	6-10	6-10	4-10	4-13	3-13	2-13

Record when tied after:

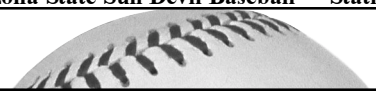
Inn.	1	2	3	4	5	6	7	8
W-L	14-3	11-0	5-0	3-0	3-1	3-1	2-2	1-1

Current winning streak : 1
 Longest winning streak : 11
 Longest losing streak : 3

Home attendance : 90249 (34 dates avg = 2654)
 Away attendance : 42720 (22 dates avg = 1941)
 Total attendance: 132969 (56 dates avg = 2374)



Sun Devil Baseball 2004



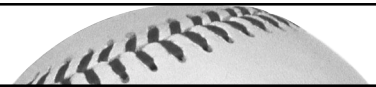
Arizona State Sun Devil Team Game-by-Game – Hitting

Batting (All games)

Date	Opponent	AB	R	H	RBI	2B	3B	HR	BB	IBB	SB	CS	HBP	SAC	SF	GDP	K	PO	A	E	Avg
Feb 06, 2004	Florida State	35	2	7	2	5	0	0	5	1	1	0	0	0	0	0	7	27	10	0	.200
Feb 07, 2004	Florida State	38	10	12	10	2	0	1	3	0	0	0	3	0	1	1	6	27	10	0	.260
Feb 08, 2004	Florida State	35	12	10	12	6	0	0	15	2	3	0	1	0	0	0	5	27	6	1	.269
Feb 13, 2004	vs CS Northridge	37	13	13	9	7	0	0	11	1	1	0	2	1	0	1	5	27	11	3	.290
Feb 14, 2004	vs Utah	34	11	12	9	1	0	0	8	0	1	1	2	0	0	3	8	27	9	0	.302
Feb 15, 2004	vs Oklahoma	30	0	4	0	0	0	0	4	0	0	0	0	0	0	0	8	27	8	1	.278
Feb 16, 2004	Gonzaga	34	10	12	8	4	0	0	4	0	2	0	1	0	1	0	5	27	6	4	.288
Feb 20, 2004	vs Lamar	32	4	9	2	1	0	1	4	0	2	1	4	0	0	3	9	24	10	2	.287
Feb 21, 2004	vs Memphis	33	7	9	6	2	0	2	4	0	1	0	1	1	0	0	9	27	9	0	.286
Feb 22, 2004	at Rice	27	3	5	3	1	0	1	4	0	0	2	1	1	1	1	6	27	9	2	.278
Feb 24, 2004	Arizona	30	4	9	4	2	0	0	9	1	0	2	0	1	0	1	7	27	6	1	.279
Feb 27, 2004	Connecticut	45	18	21	18	3	1	2	6	0	0	0	3	0	0	2	7	27	10	0	.300
Feb 28, 2004	Connecticut	38	16	17	16	6	0	3	11	1	0	0	1	1	0	1	2	27	9	1	.312
Feb 29, 2004	Connecticut	37	18	15	17	2	0	2	10	0	2	0	4	0	0	1	5	27	11	1	.320
Mar 05, 2004	East Carolina	30	7	9	7	0	0	3	3	0	0	0	0	0	0	3	7	27	10	1	.318
Mar 06, 2004	East Carolina	27	6	7	6	2	0	2	5	0	2	1	0	3	1	1	4	27	7	1	.315
Mar 07, 2004	East Carolina	32	7	13	7	3	0	1	10	2	1	1	0	3	1	1	2	27	10	0	.321
Mar 12, 2004	Tulane	31	3	4	3	0	0	1	8	0	0	0	0	1	0	0	4	27	9	2	.311
Mar 13, 2004	Tulane	38	11	13	11	3	0	2	6	0	2	0	0	0	0	1	7	27	10	1	.313
Mar 14, 2004	Tulane	30	5	11	5	2	0	0	3	1	1	1	0	1	2	1	4	27	11	1	.315
Mar 16, 2004	Oklahoma State	33	3	10	3	1	0	0	4	0	0	0	2	0	0	2	7	27	9	2	.314
Mar 17, 2004	Oklahoma State	44	16	19	15	6	0	0	6	0	1	0	0	0	0	1	7	27	13	1	.321
Mar 19, 2004	*California	38	7	11	6	3	0	0	6	0	2	0	1	2	0	0	11	27	15	1	.320
Mar 20, 2004	*California	38	8	13	7	2	0	2	2	0	0	0	1	1	0	0	1	27	11	3	.321
Mar 21, 2004	*California	34	8	10	7	3	0	1	3	1	0	0	2	1	1	0	7	27	11	2	.320
Mar 26, 2004	*Washington	30	1	7	1	1	0	0	3	0	0	1	0	0	1	2	8	27	9	1	.317
Mar 27, 2004	*Washington	33	9	10	6	1	0	1	8	1	0	1	2	1	0	0	2	27	9	0	.316
Mar 28, 2004	*Washington	35	6	10	5	1	0	2	8	0	0	0	3	1	0	2	2	27	8	3	.315
Apr 02, 2004	*USC	38	10	17	9	4	0	0	6	1	3	1	1	1	0	0	9	27	10	0	.320
Apr 03, 2004	*USC	39	5	13	5	2	0	1	6	0	1	0	0	0	0	0	7	27	10	2	.321
Apr 04, 2004	*USC	34	3	8	3	2	0	0	6	0	1	0	0	0	0	1	10	27	10	0	.318
Apr 08, 2004	Oral Roberts	34	7	8	6	2	1	0	5	0	0	1	1	1	0	0	6	27	13	2	.316
Apr 09, 2004	Oral Roberts	30	5	11	4	0	0	1	2	0	0	2	0	0	1	2	3	27	16	0	.317
Apr 10, 2004	Oral Roberts	35	5	12	5	1	1	0	2	0	1	0	3	0	1	2	4	27	11	2	.318
Apr 12, 2004	Arizona	33	9	12	8	3	0	0	8	1	4	1	2	1	1	0	7	27	8	2	.319
Apr 16, 2004	at *UCLA	36	12	14	10	2	0	0	7	0	2	2	2	0	1	1	7	27	10	0	.321
Apr 17, 2004	at *UCLA	36	4	11	4	2	0	0	3	0	0	1	0	0	2	0	7	27	11	0	.321
Apr 18, 2004	at *UCLA	29	10	7	10	4	0	0	10	1	1	2	3	1	3	0	9	24	6	0	.319
Apr 23, 2004	at *Washington State	42	17	17	15	2	0	2	5	0	1	0	1	4	1	0	9	27	14	1	.321
Apr 24, 2004	at *Washington State	35	5	10	5	2	0	1	3	2	2	1	0	0	2	0	4	27	16	0	.321
Apr 25, 2004	at *Washington State	37	4	13	3	3	0	0	3	0	0	2	0	0	0	1	5	24	15	2	.321
Apr 27, 2004	at Wichita State	38	10	14	10	4	0	4	5	0	0	0	1	0	0	2	2	27	14	1	.323
Apr 28, 2004	at Wichita State	37	4	12	3	1	0	0	1	0	0	2	0	1	1	0	11	27	13	1	.323
May 03, 2004	New Mexico State	39	19	18	16	5	0	1	14	0	0	0	4	0	0	1	4	27	9	1	.326
May 04, 2004	New Mexico State	28	6	7	6	1	0	0	4	0	2	0	1	1	2	0	3	27	13	1	.325
May 14, 2004	*Oregon State	36	9	12	7	2	1	0	4	1	2	1	0	1	0	1	2	27	12	0	.325
May 15, 2004	*Oregon State	29	3	6	3	2	0	0	5	0	0	0	2	0	0	1	5	27	7	1	.323
May 16, 2004	*Oregon State	30	8	10	8	2	0	1	7	1	1	1	2	1	1	0	3	27	14	1	.323
May 18, 2004	at New Mexico	53	22	26	20	3	2	4	8	0	0	0	1	1	0	1	6	27	11	0	.328
May 19, 2004	at New Mexico State	38	12	14	10	2	0	2	3	0	4	0	1	2	0	1	6	27	7	0	.329
May 21, 2004	at *Arizona	38	8	12	6	1	1	0	6	0	3	0	1	1	1	1	11	27	7	1	.329
May 22, 2004	at *Arizona	33	7	11	7	1	0	2	4	1	1	0	1	0	1	2	6	27	11	0	.329
May 23, 2004	at *Arizona	40	7	17	7	1	0	2	4	0	2	1	2	0	0	0	7	21	4	0	.331
May 28, 2004	at *Stanford	29	0	3	0	1	0	0	5	0	0	0	0	0	0	1	8	24	5	1	.327
May 29, 2004	at *Stanford	31	3	6	3	4	0	0	4	0	0	0	0	0	2	0	7	24	4	0	.325
May 30, 2004	at *Stanford	40	15	14	13	3	0	2	3	0	0	0	4	1	0	0	6	27	8	0	.326
Totals		1955	454	637	411	132	7	50	316	19	53	29	67	36	29	46	336	1491	555	54	.326



Sun Devil Baseball 2004



Arizona State Sun Devil Team Game-by-Game -- Pitching

Pitching (All games)

Date	Opponent	IP	H	R	ER	BB	SO	2B	3B	HR	WP	BK	HBP	DP	IBB	Score	W-L	SV	ERA
Feb 06, 2004	Florida State	9.0	4	1	1	2	5	0	0	0	0	0	0	0	0	2-1	1-0	0	1.00
Feb 07, 2004	Florida State	9.0	11	9	9	8	7	2	0	4	0	1	1	1	0	10-9	2-0	0	5.00
Feb 08, 2004	Florida State	9.0	9	6	4	11	17	0	0	0	0	0	0	2	0	12-6	3-0	1	4.67
Feb 13, 2004	vs CS Northridge	9.0	4	3	1	1	9	1	0	0	0	0	2	1	0	13-3	4-0	1	3.75
Feb 14, 2004	vs Utah	9.0	5	0	0	3	11	0	0	0	0	0	0	1	0	11-0	5-0	1	3.00
Feb 15, 2004	vs Oklahoma	9.0	9	6	6	3	7	0	1	1	0	0	0	0	0	0-6	5-1	1	3.50
Feb 16, 2004	Gonzaga	9.0	11	7	5	3	13	2	1	0	0	0	1	0	0	10-7	6-1	2	3.71
Feb 20, 2004	vs Lamar	8.0	9	5	5	2	4	2	0	1	1	0	0	1	0	4-5	6-2	2	3.93
Feb 21, 2004	vs Memphis	9.0	2	0	0	2	9	0	0	0	0	0	0	0	0	7-0	7-2	3	3.49
Feb 22, 2004	at Rice	9.0	3	1	1	2	7	0	0	0	0	0	0	0	0	3-1	8-2	3	3.24
Feb 24, 2004	Arizona	9.0	3	0	0	4	15	0	0	0	0	1	1	1	0	4-0	9-2	4	2.94
Feb 27, 2004	Connecticut	9.0	3	2	2	11	7	1	0	0	0	0	1	3	0	18-2	10-2	4	2.86
Feb 28, 2004	Connecticut	9.0	7	5	1	8	10	3	0	0	1	0	1	1	0	16-5	11-2	4	2.72
Feb 29, 2004	Connecticut	9.0	16	11	10	4	7	2	1	2	1	1	0	1	0	18-11	12-2	4	3.24
Mar 05, 2004	East Carolina	9.0	10	6	6	5	4	2	1	1	1	0	0	0	0	7-6	13-2	5	3.43
Mar 06, 2004	East Carolina	9.0	6	4	3	3	6	0	0	2	0	0	1	1	0	6-4	14-2	6	3.40
Mar 07, 2004	East Carolina	9.0	9	5	5	2	7	0	0	2	0	0	2	0	0	7-5	15-2	7	3.49
Mar 12, 2004	Tulane	9.0	9	5	3	1	7	2	1	0	0	0	0	0	0	3-5	15-3	7	3.47
Mar 13, 2004	Tulane	9.0	8	3	3	6	6	1	1	0	0	0	0	1	0	11-3	16-3	7	3.44
Mar 14, 2004	Tulane	9.0	6	1	1	4	9	0	0	0	0	0	1	1	0	5-1	17-3	8	3.32
Mar 16, 2004	Oklahoma State	9.0	8	2	0	2	7	2	0	0	0	0	0	1	0	3-2	18-3	9	3.16
Mar 17, 2004	Oklahoma State	9.0	12	6	6	4	5	0	0	0	2	1	1	2	0	16-6	19-3	9	3.29
Mar 19, 2004	*California	9.0	13	9	9	3	5	3	0	0	0	2	2	1	0	7-9	19-4	9	3.54
Mar 20, 2004	*California	9.0	19	20	9	11	5	2	0	1	1	0	2	1	0	8-20	19-5	9	3.77
Mar 21, 2004	*California	9.0	12	4	4	1	5	1	0	2	1	0	1	2	0	8-4	20-5	9	3.78
Mar 26, 2004	*Washington	9.0	13	11	9	6	9	4	0	3	0	0	1	0	0	1-11	20-6	9	3.98
Mar 27, 2004	*Washington	9.0	5	4	4	5	9	2	0	0	1	0	2	0	0	9-4	21-6	10	3.98
Mar 28, 2004	*Washington	9.0	8	8	6	2	5	3	0	1	1	0	2	1	0	6-8	21-7	10	4.05
Apr 02, 2004	*USC	9.0	8	3	3	6	7	1	1	0	0	0	0	1	0	10-3	22-7	10	4.02
Apr 03, 2004	*USC	9.0	14	14	13	8	3	1	0	1	0	0	3	1	0	5-14	22-8	10	4.32
Apr 04, 2004	*USC	9.0	15	10	10	1	7	3	0	1	0	1	4	3	1	3-10	22-9	10	4.50
Apr 08, 2004	Oral Roberts	9.0	14	9	5	7	6	0	0	0	2	0	0	1	0	7-9	22-10	10	4.52
Apr 09, 2004	Oral Roberts	9.0	6	1	1	3	8	2	0	0	1	0	1	2	0	5-1	23-10	10	4.41
Apr 10, 2004	Oral Roberts	9.0	11	6	5	5	9	3	0	2	0	0	0	0	0	5-6	23-11	10	4.43
Apr 12, 2004	Arizona	9.0	11	5	5	5	13	2	1	0	1	0	1	1	0	9-5	24-11	11	4.44
Apr 16, 2004	at *UCLA	9.0	7	4	4	6	5	1	0	0	0	0	0	0	0	12-4	25-11	11	4.43
Apr 17, 2004	at *UCLA	9.0	8	3	3	0	6	1	1	1	0	0	0	1	0	4-3	26-11	11	4.39
Apr 18, 2004	at *UCLA	8.0	11	11	11	8	10	3	0	3	1	0	0	2	0	10-11	26-12	11	4.58
Apr 23, 2004	at *Washington State	9.0	9	5	5	3	0	2	0	1	0	1	0	2	0	17-5	27-12	11	4.59
Apr 24, 2004	at *Washington State	9.0	8	2	2	1	7	0	0	0	0	0	3	0	0	5-2	28-12	11	4.53
Apr 25, 2004	at *Washington State	8.0	7	8	6	6	5	1	0	0	1	0	2	3	1	4-8	28-13	11	4.57
Apr 27, 2004	at Wichita State	9.0	10	9	8	9	8	1	0	1	0	0	1	0	0	10-9	29-13	12	4.66
Apr 28, 2004	at Wichita State	9.0	6	3	2	5	8	0	0	1	0	0	0	1	0	4-3	30-13	13	4.59
May 03, 2004	New Mexico State	9.0	4	2	2	3	10	1	0	1	0	0	0	1	0	19-2	31-13	14	4.53
May 04, 2004	New Mexico State	9.0	11	2	2	3	8	0	0	1	1	0	0	4	0	6-2	32-13	14	4.48
May 14, 2004	*Oregon State	9.0	5	3	3	7	10	3	0	0	1	0	1	1	0	9-3	33-13	15	4.45
May 15, 2004	*Oregon State	9.0	10	1	1	2	13	1	0	0	0	0	1	1	0	3-1	34-13	16	4.37
May 16, 2004	*Oregon State	9.0	10	4	3	3	8	1	0	2	0	0	2	2	0	8-4	35-13	17	4.34
May 18, 2004	at New Mexico	9.0	12	4	4	3	11	2	1	1	1	1	0	0	0	22-4	36-13	17	4.34
May 19, 2004	at New Mexico State	9.0	11	5	5	5	10	1	0	3	1	0	0	0	0	12-5	37-13	17	4.35
May 21, 2004	at *Arizona	9.0	5	3	3	8	8	0	0	0	1	0	2	0	0	8-3	38-13	18	4.32
May 22, 2004	at *Arizona	9.0	4	2	2	6	10	1	0	0	0	0	0	1	0	7-2	39-13	18	4.28
May 23, 2004	at *Arizona	7.0	14	13	13	12	6	0	0	0	1	0	1	0	0	7-13	39-14	18	4.46
May 28, 2004	at *Stanford	8.0	9	5	5	4	3	0	0	1	1	0	2	0	0	0-5	39-15	18	4.48
May 29, 2004	at *Stanford	8.0	13	10	10	5	5	2	1	3	2	0	1	0	0	3-10	39-16	18	4.59
May 30, 2004	at *Stanford	9.0	8	5	5	11	5	1	0	1	1	0	2	1	0	15-5	40-16	19	4.60
Totals		497.0	495	296	254	264	426	69	11	44	26	9	49	52	2	454-296	40-16	19	4.60



Sun Devil Baseball 2004

Arizona State Sun Devil Baseball in Pac-10 Play

Record: 13-11 Home: 6-6 Away: 7-5 Pac-10: 13-11

Date	Opposing team	Score	Player	AVG	GP-GS	AB	R	H	2B	3B	HR	RBI	BB	HBP	SO	SB-ATT
*3/19	California	7-9 L	10 Joe Persichina...	.362	20-15	58	9	21	3	0	0	9	6	1	7	1-2
*3/20	California	8-20 L	20 Nick Walsh.....	.353	20-20	68	17	24	2	0	0	10	10	6	7	5-7
*3/21	California	W 8-4	2 Dustin Pedroia...	.350	24-24	100	26	35	7	1	2	14	22	3	7	6-10
*3/26	Washington	1-11 L	15 Josh Asanovich...	.347	21-19	72	16	25	3	0	4	18	9	3	7	1-3
*3/27	Washington	W 9-4	4 Travis Buck.....	.333	24-24	96	24	32	7	0	3	18	14	4	18	4-7
*3/28	Washington	6-8 L	39 Tuffy Gosewisch...	.316	24-24	79	14	25	4	1	0	19	14	5	16	0-1
*4/2	USC	W 10-3	11 Jeff Larish.....	.312	22-22	93	19	29	6	0	3	20	9	0	20	1-1
*4/3	USC	5-14 L	32 Chris Cook.....	.302	19-11	43	11	13	2	0	2	5	6	1	16	0-0
*4/4	USC	3-10 L	37 Zechry Zinicola..	.302	16-14	53	7	16	6	0	1	13	3	0	9	0-0
*4/16	at UCLA	W 12-4	16 Nick Cadena.....	.270	15-7	37	5	10	3	0	2	8	1	2	10	0-0
*4/17	at UCLA	W 4-3	19 Joel Bocchi.....	.250	13-2	16	2	4	1	0	0	5	4	2	5	0-0
*4/18	at UCLA	10-11 L	9 Colin Curtis.....	.243	22-22	74	12	18	5	0	0	8	16	1	18	3-3
*4/23	at Washington State	W 17-5	6 Seth Dhaenens....	.200	15-10	35	6	7	1	0	0	1	7	0	9	1-2
*4/24	at Washington State	W 5-2	17 Ryan McKenna....	.200	9-2	15	1	3	1	0	0	2	0	0	4	0-0
*4/25	at Washington State	4-8 L	60 G. Schoenberger..	.000	1-0	1	0	0	0	0	0	0	0	0	0	0-0
*5/14	Oregon State	W 9-3	Totals.....	.312	24-24	840	169	262	51	2	17	150	121	28	153	22-36
*5/15	Oregon State	W 3-1	Opponents.....	.290	24-24	810	162	235	37	3	21	152	125	34	156	22-30
*5/16	Oregon State	W 8-4														
*5/21	at Arizona	W 8-3														
*5/22	at Arizona	W 7-2	LOB - Team (225), Opp (210). DPs turned - Team (26), Opp (17). TPs turned - Team													
*5/23	at Arizona	7-13 L	(1). IBB - Team (9), Pedroia 4, Asanovich 2, Larish 2, Persichina 1, Opp (2).													
*5/28	at #2 Stanford	0-5 L	Picked off - Buck 1, Curtis 1.													
*5/29	at #2 Stanford	3-10 L														
*5/30	at #2 Stanford	W 15-5	Player	ERA	W-L	APP	GS	CG	SHO/CBO	SV	IP	H	R	ER	BB	SO

* = Pac-10 game

^ = Coca-Cola Classic (Surprise, Ariz.)

\$ = Coca-Cola Classic (Houston, Texas)

37 Zechry Zinicola..	3.77	3-1	11	2	0	0/0	3	31.0	25	14	13	9	29
41 Josh Blake.....	3.86	0-0	5	0	0	0/0	0	7.0	5	3	3	9	8
47 Ty Marotz.....	4.05	0-0	6	1	0	0/0	0	6.2	5	4	3	5	8
34 Jason Urquidez...	4.68	3-3	8	8	0	0/0	0	42.1	49	24	22	21	41
35 Jeff Mousser.....	5.59	3-2	7	7	1	0/0	0	37.0	37	23	23	20	14
45 Erik Averill.....	6.09	1-2	11	1	0	0/0	2	34.0	35	25	23	13	23
40 Pat Bresnehan....	7.07	0-1	8	0	0	0/0	0	14.0	19	12	11	7	11
21 Quentin Andes....	9.00	1-1	9	0	0	0/0	1	11.0	19	12	11	6	7
26 Pat Cassa.....	10.24	0-0	8	0	0	0/0	0	9.2	13	12	11	11	1
49 Brett Bordes.....	12.94	2-1	7	5	0	0/0	0	16.0	23	24	23	20	14
50 Travis Webb.....	13.50	0-0	3	0	0	0/0	0	1.1	5	9	2	4	0

Totals.....	6.13	13-11	24	24	1	0/0	6	210.0	235	162	143	125	156
Opponents.....	6.11	11-13	24	24	0	1/1	3	209.0	262	169	142	121	153

PB - Team (2), Bocchi 1, Gosewisch 1, Opp (1). Pickoffs - Team (1), Urquidez 1, Opp (2). SBA/ATT - Gosewisch (22-29), Urquidez (8-12), Averill (4-5), Bresnehan (4-4), Zinicola (2-3), Cassa (2-3), Andes (1-2), Bordes (1-1).

Score by innings	1	2	3	4	5	6	7	8	9	Total
Arizona State	20	17	26	25	11	16	30	21	3	169
Opponents	27	13	11	23	27	19	15	10	17	162

Win-loss breakouts: Day 7-8; Night 6-3; vs Left 1-5; vs Right 12-6;


1-Run games 1-1; 2-Run games 1-2; 5+Run games 8-7; Extra inns 0-0; Shutouts 0-1.

Current streak: Won 1; Longest winning streak: 5; Longest losing streak: 3.

Attendance: Home 32571 (avg 2714); Away 18034 (avg 1502); Total 50605 (avg 2108).



Sun Devil Baseball 2004



Arizona State Sun Devil Baseball vs. Non-Conference

Record: 27-5 Home: 19-3 Away: 5-0 Neutral: 3-2 Pac-10: 0-0

Date	Opposing team	Score	Player	AVG	GP-GS	AB	R	H	2B	3B	HR	RBI	BB	HBP	SO	SB-ATT
2/6	#18 Florida State	W 2-1	2 Dustin Pedroia...	.429	32-32	133	50	57	17	0	7	34	23	4	6	2-3
2/7	#18 Florida State	W 10-9	17 Ryan McKenna.....	.407	18-3	27	8	11	1	1	1	7	4	0	5	1-1
2/8	#18 Florida State	W 12-6	15 Josh Asanovich...	.400	25-19	65	23	26	6	2	1	22	10	7	6	3-3
^2/13	vs CS Northridge	W 13-3	4 Travis Buck.....	.391	32-32	115	37	45	9	1	6	38	27	7	15	8-8
^2/14	vs Utah	W 11-0	39 Tuffy Gosewisch..	.367	32-31	109	22	40	10	0	2	27	15	1	18	0-1
^2/15	vs Oklahoma	0-6 L	9 Colin Curtis.....	.330	32-32	106	24	35	6	0	5	28	22	4	20	8-10
2/16	Gonzaga	W 10-7	32 Chris Cook.....	.320	21-9	50	10	16	5	0	3	16	3	1	20	1-1
\$2/20	vs Lamar	4-5 L	20 Nick Walsh.....	.315	28-21	73	13	23	5	0	0	12	10	1	6	1-4
\$2/21	vs Memphis	W 7-0	11 Jeff Larish.....	.305	32-32	131	26	40	11	0	4	29	26	1	26	2-6
\$2/22	at #1 Rice	W 3-1	19 Joel Bocchi.....	.304	18-12	46	8	14	2	0	0	8	9	7	10	0-0
2/24	#16 Arizona	W 4-0	10 Joe Persichina...	.300	30-24	80	17	24	4	1	1	13	14	4	9	2-2
2/27	Connecticut	W 18-2	6 Seth Dhaenens...	.296	27-15	54	20	16	2	0	0	6	16	0	11	2-5
2/28	Connecticut	W 16-5	37 Zechry Zinicola...	.255	15-11	47	13	12	2	0	2	13	9	1	13	0-0
2/29	Connecticut	W 18-11	16 Nick Cadena.....	.250	19-4	36	8	9	0	0	1	4	2	0	5	1-1
3/5	#18 East Carolina	W 7-6	60 Garrett Schoenber	.000	7-0	6	0	0	0	0	0	0	0	0	2	0-0
3/6	#18 East Carolina	W 6-4	26 Pat Cassa.....	.000	3-0	1	0	0	0	0	0	0	0	0	0	0-0
3/7	#18 East Carolina	W 7-5	50 Travis Webb.....	.000	1-0	1	0	0	0	0	0	0	0	0	1	0-0
3/12	#11 Tulane	3-5 L	51 Joe Cosentino....	.000	1-0	1	0	0	0	0	0	0	0	0	0	0-0
3/13	#11 Tulane	W 11-3	-----													
3/14	#11 Tulane	W 5-1	49 Brett Bordes.....	.000	1-0	0	1	0	0	0	0	0	0	0	0	0-0
3/16	#33 Oklahoma State	W 3-2	Totals.....	.336	32-32	1115	285	375	81	5	33	261	195	39	183	31-46
3/17	#33 Oklahoma State	W 16-6	Opponents.....	.242	32-32	1073	134	260	32	8	23	123	139	15	270	24-34
4/8	#24 Oral Roberts	7-9 L														
4/9	#24 Oral Roberts	W 5-1														
4/10	#24 Oral Roberts	5-6 L	LOB - Team (295), Opp (256). DPs turned - Team (34), Opp (40). CI - Team (1), Gosewisch 1. IBB - Team (10), Buck 4, Pedroia 2, Larish 2, Bocchi 1, Gosewisch 1. Picked off - Buck 1, Pedroia 1, Larish 1, Curtis 1, Asanovich 1.													
4/12	Arizona	W 9-5														
4/27	at #7 Wichita State	W 10-9														
4/28	at #7 Wichita State	W 4-3														
5/3	New Mexico State	W 19-2	Player	ERA	W-L	APP	GS	CG	SHO/CBO	SV	IP	H	R	ER	BB	SO
5/4	New Mexico State	W 6-2	34 Jason Urquidez...	2.16	8-0	10	8	1	0/1	0	50.0	35	13	12	23	49
5/18	at New Mexico	W 22-4	21 Quentin Andes....	2.45	4-0	11	0	0	0/0	1	18.1	13	5	5	12	20
5/19	at New Mexico State	W 12-5	35 Jeff Mousser.....	2.64	3-2	9	9	0	0/0	0	47.2	40	20	14	21	27
			37 Zechry Zinicola..	3.00	1-1	12	2	0	0/0	4	21.0	22	8	7	8	23
			50 Travis Webb.....	3.60	0-0	6	0	0	0/1	0	5.0	5	2	2	6	7
			40 Pat Bresnehan....	3.62	3-1	15	1	0	0/1	5	27.1	22	16	11	20	34
			45 Erik Averill.....	3.74	3-0	13	2	0	0/0	0	33.2	31	16	14	10	25
			26 Pat Cassa.....	4.26	3-1	13	5	0	0/1	1	38.0	40	22	18	14	37
			49 Brett Bordes.....	4.58	1-0	6	3	0	0/1	1	17.2	16	9	9	11	24
			47 Ty Marotz.....	5.87	0-0	10	2	0	0/1	0	15.1	19	11	10	8	17
			41 Josh Blake.....	6.23	1-0	8	0	0	0/1	1	13.0	17	12	9	6	7
			Totals.....	3.48	27-5	32	32	1	3/3	13	287.0	260	134	111	139	270
			Opponents.....	8.25	5-27	32	32	0	1/1	3	267.1	375	285	245	195	183

* = Pac-10 game

^ = Coca-Cola Classic (Surprise, Ariz.)

\$ = Coca-Cola Classic (Houston, Texas)

PB - Team (0), Opp (5). Pickoffs - Team (2), Zinicola 1, Urquidez 1, Opp (4).
SBA/ATT - Gosewisch (18-28), Urquidez (5-9), Bresnehan (5-7), Bocchi (5-5),
Mousser (4-5), Cassa (2-4), Averill (3-3), Bordes (1-2), Zinicola (2-2), Marotz
(1-1), Blake (1-1), Schoenberger (1-1).

Score by innings	1	2	3	4	5	6	7	8	9	Total
-----	---	---	---	---	---	---	---	---	---	-----
Arizona State	47	35	43	28	43	23	19	38	9	285
Opponents	18	18	10	11	13	21	16	13	14	134

Win-loss breakouts: Day 9-3; Night 18-2; vs Left 7-1; vs Right 20-4;
1-Run games 6-2; 2-Run games 3-2; 5+Run games 12-1; Extra inns 0-0; Shutouts 3-1.
Current streak: Won 7; Longest winning streak: 9; Longest losing streak: 1.



Sun Devil Baseball 2004

Home Runs and Misc. Hitting Breakdown:

Player	Total	Multi-Hit Games				Multi RBI	HR Total	Home Run Breakdown						Last Home Run
		2	3	4	5+			H	A	Solo	2	3	GS	
Josh Asanovich	15	12	3	0	0	10	5	2	3	1	0	3	1	5/30/04 at Stanford
Joel Bocchi	4 (12)	4	0	0	0	3	0 (2)	0	0	0	0	0	0	2/8/03 vs. BYU
Travis Buck	21 (43)	13	6	1	1	15	9 (13)	6	3	2	7	0	0	5/22/04 at Arizona
Nick Cadena	5 (11)	3	2	0	0	2	3 (9)	2	1	3	0	0	0	5/18/04 at New Mexico
Chris Cook	9	8	0	1	0	5	5	2	3	2	2	0	1	5/19/04 at NMSU
Colin Curtis	14	11	3	0	0	9	5	4	1	1	2	2	0	5/3/04 vs. NMSU
Seth Dhaenens	6	5	1	0	0	1	0	0	0	0	0	0	0	None
Tuffy Gosewisch	20 (34)	17	3	0	0	14	2 (4)	2	0	1	1	0	0	4/9/04 vs. Oral Roberts
Taylor Holiday	0	0	0	0	0	0	0	0	0	0	0	0	0	None
Jeff Larish	21 (59)	16	4	1	0	15	7 (28)	2	5	4	2	0	1	5/30/04 at Stanford
Ryan McKenna	3 (10)	2	1	0	0	2	1 (2)	0	1	0	0	1	0	5/18/04 at New Mexico
Frank Mesa	1 (14)	0	0	0	0	0	0 (1)	0	0	0	0	0	0	2/7/03 vs. BYU
Dustin Pedroia	28 (96)	14	10	4	0	13	9 (14)	4	5	6	1	1	1	5/19/04 at NMSU
Joe Persichina	12	8	3	1	0	3	1	0	1	1	0	0	0	2/21/04 vs. Memphis
Nick Walsh	12 (28)	8	3	1	0	6	0 (1)	0	0	0	0	0	0	4/13/01 vs. Washington State
Zechry Zinicola	7	7	0	0	0	6	3	3	0	0	3	0	0	5/16/04 vs. Oregon State
Team Totals	178	129	39	9	1	106	50	27	23	21	18	7	4	Asanovich (5/30 at Stanford)

(career in parenthesis)

Lineup Card - Record Breakdown:

- 1 - Pedroia (39-15), Curtis (0-1), Walsh (1-0)
- 2 - Buck (28-7), Larish (2-0), Walsh (9-8), Persichina (1-1)
- 3 - Larish (27-6), Buck (10-8), Curtis (1-1), Pedroia (1-1), Asanovich (1-0)
- 4 - Gosewisch (3-0), Cadena (3-1), Bocchi (6-3), Zinicola (16-6), McKenna (1-0), Larish (5-3), Cook (3-0), Buck (2-1), Asanovich (1-2)
- 5 - Mesa (5-0), Gosewisch (5-2), Cook (1-3), Curtis (10-4), Zinicola (3-0), Larish (1-2), Bocchi (0-1), Asanovich (11-3), Persichina (4-0), Cadena (0-1)
- 6 - Asanovich (2-1), McKenna (1-0), Curtis (14-5), Gosewisch (8-6), Persichina (7-3), Cook (2-0), Bocchi (2-0), Cadena (1-0), Larish (1-1), McKenna (2-0)
- 7 - Persichina (5-2), Asanovich (3-0), Curtis (8-2), Gosewisch (21-7), Walsh (0-1), Bocchi (0-1), Cook (0-1), Larish (2-2), Dhaenens (1-0)
- 8 - Curtis (5-1), Persichina (6-2), Asanovich (6-3), Dhaenens (3-1), Mesa (2-0), Walsh (4-1), Cadena (3-2), Gosewisch (2-1), McKenna (0-1), Cook (7-3), Larish (1-0), Bocchi (1-0), Zinicola (0-1)
- 9 - Walsh (15-2), Persichina (6-2), Mesa (3-1), Dhaenens (13-7), Asanovich (2-3), Curtis (1-1)

Starters By Position Breakdown:

- C** - Gosewisch (56), Bocchi (1)
1B - Persichina (34), Cook (19), Walsh (1), Zinicola (2)
2B - Walsh (36), Asanovich (15), Persichina (5)
3B - Dhaenens (25), Asanovich (20), Mesa (11)
SS - Pedroia (56)
LF - Larish (54), McKenna (1), Cadena (1)
CF - Curtis (54), Buck (1), McKenna (1)
RF - Buck (55), Cadena (1)
DH - Bocchi (13), Walsh (2), McKenna (3), Cadena (9), Zinicola (23), Asanovich (3), Cook (1), Walsh (2)
P - Mouser (16), Bordes (8), Urquidez (16), Averill (3), Cassa (4), Zinicola (4), Bresnehan (1), Marotz (3)

Attendance

Home attendance : 90,249 (34 dates avg = 2,654)
Away attendance : 42,720 (22 dates avg = 1,941)
Total attendance: 132,969 (56 dates avg = 2,374)

Sun Devils Record When They Score:

Runs	0	1	2	3	4	5	6	7	8	9	10+
W-L	0-2	0-1	1-0	3-3	3-2	3-2	2-1	4-3	3-1	3-0	18-1

Sun Devils Record When Opponent Scores:

Runs	0	1	2	3	4	5	6	7	8	9	10+
W-L	3-0	5-0	6-0	7-0	6-0	6-3	3-2	1-0	0-2	2-2	1-7

Score By Innings In All Games:

Inning	1	2	3	4	5	6	7	8	9	Ex	Total
ASU	67	52	69	53	54	39	49	59	12	-	454
Opp.	45	31	21	34	40	40	31	23	31	-	296

Hitting Streaks:

Player	2004	Career	Current
	Longest	Long	Streak
Josh Asanovich	12	12	2
Joel Bocchi	6	6	0
Travis Buck	16	16	2
Nick Cadena	3	4	1
Chris Cook	5	5	0
Colin Curtis	9	9	0
Seth Dhaenens	6	6	0
Tuffy Gosewisch	6	8	1
Jeff Larish	13	17	2
Ryan McKenna	6	7	6
Dustin Pedroia	11	22	1
Joe Persichina	3	3	1
Garrett Schoenberger	0	1	0
Nick Walsh	8	8	1
Zechry Zinicola	6	6	1



Sun Devil Baseball 2004

Sun Devil Baseball's Record in 2004 When...

(Through 56 Games of 2004 Season)

Overall	40-16
at Packard Stadium	25-9
Playing on the Road	12-5
at Neutral Site	3-2
Day Games	16-11
Night Games	24-5

Scoring 0-4 Runs	7-8
Scoring 5-9 Runs	15-7
Scoring 10-19 Runs	17-1
Scoring 20+ Runs	1-0

Opp. 5 or less runs	33-3
Opp. 6 or more runs	7-13

ASU Scores First	26-4
Opp. Scores First	9-12
Scoring in 1st Inning	26-4

Leading After 6 Innings	33-2
Trailing After 6 Innings	4-13
Tied After 6 Innings	3-1

Leading After 7 Innings	35-1
Trailing After 7 Innings	3-13
Tied After 7 Innings	2-2

Leading After 8 Innings	37-1
Trailing After 8 Innings	2-14
Tied After 8 Innings	1-1

Last At-Bat Wins	4
After a Win	28-11
After a Loss	11-5

Collecting 1-3 Hits	0-1
Collecting 4-6 Hits	2-3
Collecting 7-9 Hits	6-5
Collecting 10+ Hits	30-7
Collecting 20+ Hits	2-0

Out-Hitting Opponent	34-4
Out-Hit by Opponent	5-11
Hits are Tied	1-1

ASU is Errorless	17-4
ASU Makes 1 Error	17-4
ASU Makes 2+ Errors	6-8

ASU Starter Gets Decision	23-10
Bullpen Gets Decision	17-6

ASU Hits 0 Home Runs	18-10
ASU Hits 1 Home Run	9-3
ASU Hits Multiple HR	13-3

vs. LHP Starters	8-6
vs. RHP Starters	32-10

In Extra Innings	0-0
Doubleheaders	0-0

vs. Non-Conference	27-5
Non-Conference Home	19-3
Non-Conference Away	5-0
Non-Conference Neutral	3-2

vs. Pac-10 (League Games Only)	13-11
Pac-10 Home	6-6
Pac-10 Away	7-5

Vs. Ranked Opponents*	14-5
Vs. Top 10 Opponents*	4-2
Vs. Unranked Teams*	26-11

*Top 25 ranking at time played.

VS. PAC-10 SCHOOLS

Arizona	4-1
California	1-2
Oregon State	3-0
Stanford	1-2
UCLA	2-1
USC	1-2
Washington	1-2
Washington State	2-1
Overall vs. Pac-10	15-11

DAYS OF THE WEEK

Monday	3-0
Tuesday	5-0
Wednesday	3-0
Thursday	0-1
Friday	10-5
Saturday	11-3
Sunday	8-6

MONTHS OF THE YEAR

February	12-2
March	9-5
April	9-6
May	10-3
June	0-0

UNIFORMS

White Home	5-2
Throwbacks	23-8
Gray Sleeveless	7-3
Maroon BP	4-3
2003 Maroon	1-0
Black Shoes	23-8
White Shoes	17-8

PITCHING

Mousser Starts	10-6
Bordes Starts	6-2
Urquidez Starts	13-3
Averill Starts	1-2
Cassa Starts	4-1
Zinicola Starts	3-1
Bresnehan Starts	1-0
Marotz Starts	2-1

Starter Goes Less Than 5	14-13
Starter Goes 5+	26-3

MISC. HITTING

Larish Records Hit	33-9
Larish Hits HR	5-1
Pedroia Records Hit	37-9
Pedroia Multi-Hit Game	24-4
Buck Records Hit	33-12
Buck Multi-Hit Game	14-7
TV Games	5-2
Radio Games	27-15

Longest Win Streak	11
Longest Losing Streak	3 - 2x
Last Five Games	2-3
Last 10 Games	7-3
Last 15 Games	12-3
Last 20 Games	15-5
Current Streak	W-1

Largest Winning Margin	18
Largest Losing Margin	12

vs. Teams .500 or better	34-12
vs. Teams worse than .500	5-4

LEADING OFF

Pedroia Leads Off	39-15
Curtis Leads Off	0-1
Walsh Leads Off	1-0



Sun Devil Baseball 2004

Sun Devil Baseball Team and Player Superlatives

(Through 56 Games of 2004 Season)

2004 Arizona State Team Superlatives

TEAM BATTING

Most At-Bats:	53	New Mexico (5/18)
Fewest At-Bats:	27	Rice (2/22)
Most Runs (Game):	22	New Mexico (5/18)
Most Runs (Inning):	10 (4th)	WSU (4/23)
Most Runs (1st Inning):	7	Gonzaga (2/16)
Fewest Runs (Game):	0 - 2x	Stanford (5/28)
Most Hits (Game):	26	New Mexico (5/18)
Fewest Hits (Game):	3	Stanford (5/28)
RBI:	20	New Mexico (5/18)
Doubles:	6 - 3x	UConn (2/28)
Triples:	2	New Mexico (5/18)
Home Runs:	4 - 2x	New Mexico (5/18)
Total Bases:	45	New Mexico (5/18)
Walks:	15	FSU (2/8)
Most Strikeouts:	11 - 3x	Arizona (5/21)
Fewest Strikeouts:	2	UConn (2/28)
Sacrifice Bunts:	5	WSU (4/23)
Sacrifice Flies:	4	UCLA (4/18)
Stolen Bases:	4	Arizona (4/12)
Left on Base:	15 - 3x	Arizona (5/23)
Hit into DP:	3 - 3x	Wichita State (4/27)
Hit by Pitches:	4 - 4x	Stanford (5/30)

TEAM FIELDING

Most Putouts:	27 - 52x	Stanford (5/30)
Most Assists:	16	ORU (4/9)
Most Errors:	4	Gonzaga (2/16)
DPs Turned:	4	NMSU (5/4)

TEAM PITCHING

Most Runs Allowed:	20	Cal (3/20)
Fewest Runs Allowed:	0 - 3x	Arizona (2/24)
Most Hits Allowed:	19	Cal (3/20)
Fewest Hits Allowed:	2	Memphis (2/21)
Most Strikeouts:	17	FSU (2/8)
Fewest Strikeouts:	4	ECU (3/5)
Most Walks:	12	Arizona (5/23)
Fewest Walks:	0	UCLA (4/17)
Hit-by-Pitches:	4	USC (4/4)
Wild Pitchers:	2 - 2x	Stanford (5/29)
Balks:	2	Cal (3/19)
Home Runs Allowed:	4	FSU (2/7)
Most Pitchers Used:	8 - 2x	Arizona (5/23)

MISCELLANEOUS

Consecutive Wins:	11	---
Consecutive Losses:	3 - 2x	---
Home Wins In a Row:	11	---
Road Wins In a Row:	6	---
Longest Game:	3:59	Arizona (5/23)
Shortest Game:	2:25	Memphis (2/21)
Most Innings:	9.0 - 55x	Stanford (5/30)
Largest Home Attendance:	3,386	FSU (2/8)
Largest Road Attendance:	4,521	Wichita State (4/27)
Largest Home Attendance:	3,386	FSU (2/8)
Largest 3-Game Home Attendance:	9,693	FSU (2/6-8)

2004 Arizona State Player Superlatives

INDIVIDUAL BATTING

At-Bats:	7	Zinicola (5/18 at UNM)
Runs:	4	last Zinicola (5/3 vs. NMSU)
Hits:	5	Buck (2/29 vs. UConn)
RBIs:	8	Buck (2/29 vs. UConn)
Doubles:	4	Buck (2/29 vs. UConn)
Triples:	1 - 7x	Gosewisch (5/21 at Arizona)
Home Runs:	2 - 2x	Larish (5/23 at Arizona)
Grand Slams:	1 - 4x	Larish (5/30 at Stanford)
Total Bases:	9	last Larish (5/23 at Arizona)
Walks:	3	last Asanovich (5/3 vs. NMSU)
Strikeouts:	4	Zinicola (4/28 at Wichita State)
Hit By Pitch:	2 - 6x	last Bocchi (4/18 at UCLA)
Sacrifice Flies:	1 - 26x	last Zinicola (5/21 at Arizona)
Sacrifice Bunts:	2 - 3x	last Gosewisch (5/19 at NMSU)
Stolen Bases:	2 - 2x	last Asanovich (4/12 vs. ARIZ)
Caught Stealing:	1	last Walsh (5/14 vs. OSU)
Runners LOB:	6	Curtis (3/7 vs. ECU)

INDIVIDUAL FIELDING

Putouts:	16	Gosewisch (2/8 vs. FSU)
Assists (INF):	7	Pedroia (4/9 vs. ORU)
Assists (OF):	1 - 6x	last Buck (4/16 at UCLA)
Errors:	2	Pedroia (2/20 vs. Lamar)
Passed Balls:	1 - 2x	Bocchi (4/16 vs. UCLA)

INDIVIDUAL PITCHING

Innings Pitched:	9.0 - 2x	Mousser (4/23 at WSU)
Runs Allowed:	8	Webb (3/20 vs. Cal)
Walks:	5	Mousser (3/5 vs. ECU)
Strikeouts:	12	Urquidez (5/15 vs. Oregon State)
Hits Allowed (S):	10	(5/18 at UNM)
Fewest Hits (S):	0	Mousser (2/27 vs. UConn)
Wild Pitches:	2	Averill (5/29 at Stanford)
Hit Batters:	3	Mousser (4/4 vs. USC)
Balks:	2	Averill (3/19 vs. Cal)

Runners in Scoring Position

Player	Avg	AB	H	RBI
Dustin Pedroia.....	.444	63	28	40
Nick Walsh.....	.395	43	17	22
Tuffy Gosewisch.....	.367	60	22	41
Zechry Zinicola.....	.359	39	14	23
Joe Persichina.....	.340	50	17	21
Josh Asanovich.....	.333	48	16	38
Chris Cook.....	.333	30	10	19
Ryan McKenna.....	.318	22	7	9
Travis Buck.....	.313	80	25	43
Joel Bocchi.....	.310	29	9	13
Colin Curtis.....	.303	66	20	32
Jeff Larish.....	.296	98	29	45
Nick Cadena.....	.231	26	6	9
Seth Dhaenens.....	.206	34	7	7
Totals.....	.326	705	230	366

Bases Loaded

Player	Avg	AB	H	RBI
Travis Buck.....	.600	10	6	14
Tuffy Gosewisch.....	.563	16	9	26
Dustin Pedroia.....	.556	9	5	12
Joe Persichina.....	.500	10	5	12
Josh Asanovich.....	.455	11	5	17
Chris Cook.....	.429	7	3	8
Jeff Larish.....	.375	16	6	16
Seth Dhaenens.....	.333	3	1	3
Nick Walsh.....	.200	10	2	5
Joel Bocchi.....	.143	7	1	5
Colin Curtis.....	.133	15	2	8
Totals.....	.359	128	46	133



Sun Devil Baseball 2004

Games With At Least One Hit

Asanovich	33 of 44 games
Bocchi	15 of 27 games
Buck	45 of 56 games
Cadena	12 of 33 games
Cook	18 of 36 games
Curtis	36 of 54 games
Dhaenens	16 of 31 games
Gosewisch	42 of 56 games
Holiday	0 of 0 games
Larish	42 of 54 games
McKenna	10 of 20 games
Mesa	6 of 14 games
Pedroia	46 of 56 games
Persichina	28 of 47 games
Walsh	30 of 48 games
Zinicola	21 of 29 games

*must be an official at-bat to count

Games With An RBI

Asanovich	22 of 44 games
Bocchi	8 of 28 games
Buck	28 of 56 games
Cadena	10 of 34 games
Cook	9 of 36 games
Curtis	20 of 54 games
Dhaenens	6 of 30 games
Gosewisch	28 of 56 games
Holiday	0 of 0 games
Larish	24 of 54 games
McKenna	5 of 20 games
Mesa	5 of 14 games
Pedroia	28 of 56 games
Persichina	18 of 47 games
Walsh	15 of 48 games
Zinicola	18 of 29 games

*may reflect walk with an RBI

Extra Base Hits

Pedroia	34
Buck	26
Larish	24
Gosewisch	16
Asanovich	16
Curtis	15
Cook	12
Zinicola	11
Persichina	9
Walsh	7
Cadena	6
McKenna	4
Bocchi	3
Dhaenens	3
Mesa	1
Holiday	0

Home Run Breakdown

Total Home Runs	50
Solo Home Runs	22
2-Run Home Runs	17
3-Run Home Runs	7
Grand Slams	4
Back-to-Back	0
First Inning	8
Second Inning	7
Third Inning	7
Fourth Inning	2
Fifth Inning	4
Sixth Inning	4
Seventh Inning	9
Eighth Inning	8
Ninth Inning	1
Tenth or later	0
Pinch-Hit Home Runs	0

Breaking Down the Bullpen:

2004 Season Bullpen Stats										1st Batters		Last Relief App.	IP	H	R	ER	BB	SO
Pitcher	G	W-L-S	ERA	IP	H	R-ER	RI/S	Retired/Faced										
Andes	20	4-1-2	4.91	29.1	32	17-16	23/12	10/20	5/30 at STAN	1.0	1	0	0	2	0			
Averill	21	4-1-2	4.26	57.0	48	27-27	15/4	15/21	5/29 at STAN	3.1	5	5	5	1	2			
Blake	13	1-0-1	5.40	20.0	22	15-12	16/7	3/13	5/30 at STAN	0.2	0	0	0	1	0			
Bordes	5	0-0	9.31	9.2	12	10-10	4/2	3/5	5/3 vs. NMSU (s)	4.0	2	1	1	1	3			
Bresnehan	22	3-2-5	4.12	39.1	36	24-18	19/12	16/22	5/29 at STAN	2.1	2	0	0	2	2			
Cassa	16	1-0-1	9.14	21.2	28	23-22	25/6	10/16	5/30 at STAN	0.1	0	0	0	2	0			
Marotz	14	0-0	3.86	16.1	15	8-7	23/5	9/14	5/30 at STAN	1.0	1	1	1	1	1			
Urquidez	2	0-0	11.57	2.1	4	3-3	2/1	1/2	4/28 at WSU	1.1	3	2	2	1	2			
Webb	9	0-0	5.68	6.1	10	11-4	9/4	5/9	5/30 at STAN	1.0	0	0	0	2	0			
Zinicola	19	3-2-7	3.50	36.0	33	15-14	19/3	13/19	5/30 at STAN	4.2	2	0	0	2	4			

RI = Runners Inherited S = Runners Scored

Charting The Bullpen:

Opponent	Date	W-L-S	Pitchers	Inn.	IP	H	R-ER	BB	SO
Florida State	2/6	W	Zinicola	8th	2.0	1	0-0	1	2
Florida State	2/7	W	Marotz/Cassa/Averill/Bresnehan	1st	8.1	7	3-3	5	5
Florida State	2/8	S	Bresnehan/Blake/Andes	6th	4.0	3	5-3	8	8
CS Northridge	2/13	W	Averill	7th	2.2	0	0-0	0	3
Utah	2/14	---	Marotz/Webb	7th	3.0	2	0-0	1	4
Oklahoma	2/15	---	Bresnehan/Andes/Bordes	6th	3.2	4	3-3	3	5
Gonzaga	2/16	W/S	Bresnehan/Zinicola	3rd	7.0	6	0-0	1	11
Lamar	2/20	L	Averill/Zinicola	5th	3.2	3	2-2	1	1
Memphis	2/21	S	Blake	7th	3.0	1	0-0	0	0
Arizona	2/24	S	Bresnehan	7th	3.0	0	0-0	1	5
UConn	2/27	---	Blake/Andes/Webb/Marotz	6th	4.0	3	2-2	8	5
UConn	2/28	W	Bresnehan/Averill	5th	5.0	2	2-0	5	6
UConn	2/29	---	Averill/Zinicola/Marotz/Blake	4th	6.0	13	10-10	3	6
ECU	3/5	W/S	Averill/Andes/Bresnehan	6th	3.2	5	3-3	0	3
ECU	3/6	S	Bresnehan	8th	2.0	1	0-0	0	2
ECU	3/7	W/S	Andes/Marotz/Blake/Cassa	4th	6.0	8	5-5	1	4
Tulane	3/12	---	Averill	5th	4.2	0	0-0	0	4
Tulane	3/13	---	Cassa/Andes	6th	3.1	4	2-2	1	1
Tulane	3/14	W/S	Averill/Webb/Bresnehan	5th	4.2	3	1-1	1	2
Okla. State	3/16	W/S	Andes/Bresnehan	5th	4.2	4	0-0	0	3
Okla. State	3/17	W	Blake/Marotz/Webb	3rd	7.0	8	3-3	2	3
California	3/19	L	Averill/Andes/Bresnehan	4th	6.0	9	7-7	1	4
California	3/20	---	Bordes/Marotz/Cassa/Webb/Blake	2nd	7.2	15	17-8	9	5
California	3/21	---	Bresnehan	8th	2.0	6	2-2	0	0
Washington	3/26	---	Averill	5th	4.2	8	6-6	2	3
Washington	3/27	S	Andes	7th	3.0	1	0-0	0	3
Washington	3/28	L	Cassa/Andes/Bresnehan	5th	5.0	5	6-5	1	2
USC	4/2	---	Cassa	9th	0.2	1	0-0	0	0
USC	4/3	L	Cassa/Averill/Webb/Andes/Zinicola	2nd	7.2	12	13-12	5	2
USC	4/4	---	Andes/Bresnehan/Averill	5th	5.0	10	5-5	1	5
Oral Roberts	4/8	L	Andes/Cassa/Zinicola/Bresnehan/Blake/Webb/Marotz	4th	5.2	6	7-3	7	4
Oral Roberts	4/9	---	Zinicola	8th	2.0	1	0-0	1	2
Oral Roberts	4/10	---	Cassa/Marotz	6th	4.0	5	2-2	2	6
Arizona	4/12	W/S	Averill/Cassa/Zinicola	3rd	7.0	6	1-1	2	12
UCLA	4/16	---	Blake/Marotz	8th	2.0	2	3-3	4	3
UCLA	4/17	W	Averill/Zinicola	5th	5.0	0	0-0	0	4
UCLA	4/18	L	Cassa/Bresnehan/Bordes/Blake/Zinicola	2nd	6.1	10	10-10	5	8
WSU	4/24	W	Zinicola	7th	2.2	1	0-0	0	3
WSU	4/25	---	Bresnehan/Marotz	6th	2.2	2	3-3	3	3
Wichita State	4/27	W/S	Bordes/Cassa/Andes/Bresnehan/Averill/Urquidez/Zinicola	1st	8.2	9	6-6	7	8
Wichita State	4/28	S	Urquidez/Zinicola	7th	2.2	4	2-2	1	3
NMSU	5/3	S	Bordes	6th	4.0	2	1-1	1	3
NMSU	5/4	---	Bresnehan/Cassa/Averill/Andes/Zinicola	5th	5.0	6	2-2	1	7
Oregon State	5/14	W/S	Averill/Zinicola	6th	4.0	1	0-0	1	7
Oregon State	5/15	S	Zinicola	9th	0.2	1	0-0	0	1
Oregon State	5/16	S	Andes/Cassa/Averill	6th	4.0	6	2-2	1	4
New Mexico	5/18	---	Bresnehan/Webb	7th	2.2	2	1-1	1	5
NMSU	5/19	W	Andes/Blake	4th	5.1	4	2-2	3	5
Arizona	5/21	S	Averill	6th	4.0	2	1-1	3	3
Arizona	5/22	---	Zinicola	8th	1.2	1	0-0	2	1
Arizona	5/23	---	Bresnehan/Cassa/Marotz/Averill/Zinicola/Andes/Blake	1st	6.2	11	7-7	8	6
Stanford	5/28	---	Andes	5th	4.0	2	0-0	1	2
Stanford	5/29	---	Averill/Bresnehan	3rd	5.2	7	5-5	3	4
Stanford	5/30	---	Andes/Blake/Marotz/Webb/Cassa/Zinicola	1st	8.2	4	1-1	10	5

Starters vs. The Bullpen

Starting Pitchers	4.27 ERA	W-L	IP	H	R	ER	BB	SO
		23-10	259.0	255	143	123	136	209
Relief Pitchers	4.95 ERA	W-L-S	IP	H	R	ER	BB	SO
		17-6-19	238.0	240	153	131	128	217



Sun Devil Baseball 2004

Sun Devil Pitchers – Career Game-by-Game

Quentin Andes • RHP • #21

2004	Opp	S/R	W/L	IP	H	R	ER	BB-SO
2/8	FSU (#18)	R	S	2.1	1	0	0	2-4
2/15	OKLA	R	---	1.1	1	1	1	1-1
2/27	UConn	R	---	1.0	1	1	1	3-2
3/5	ECU (#18)	R	W	0.2	1	0	0	0-0
3/7	ECU (#18)	R	W	1.2	2	1	1	1-2
3/13	Tulane (#11)	R	---	2.2	1	0	0	1-1
3/16	Okla. State	R	W	3.0	2	0	0	0-2
3/19	Cal	R	L	1.1	3	2	2	0-1
3/27	Washington	R	S	3.0	1	0	0	0-3
3/28	Washington	R	---	0.1	2	2	2	0-0
4/3	USC	R	---	0.0	2	2	1	1-0
4/4	USC	R	---	0.1	4	3	3	0-0
4/8	ORU (#24)	R	---	0.0	0	0	0	2-0
4/27	Wichita St.	R	---	1.1	2	1	1	0-1
5/4	NMSU	R	---	1.2	0	0	0	0-4
5/16	Oregon St.	R	---	1.0	2	1	1	1-1
5/19	NMSU	R	W	2.2	2	1	1	2-3
5/23	Arizona	R	---	0.0	3	2	2	1-0
5/28	Stanford	R	---	4.0	2	0	0	1-2
5/30	Stanford	R	W	1.0	1	0	0	2-0
Season Totals		20	5-1-2	29.1	31	17	16	18-27

Pat Cassa • LHP • #26

2004	Opp	S/R	W/L	IP	H	R	ER	BB-SO
2/7	FSU (#18)	R	---	2.0	1	1	1	1-2
2/15	OKLA	R	L	5.1	5	3	3	1-2
2/21	Memphis	S	W	6.0	1	0	0	2-9
2/28	UConn	S	---	4.0	5	3	1	3-4
3/7	ECU (#18)	R	S	3.1	4	2	2	0-2
3/13	Tulane (#11)	R	---	0.2	3	2	2	0-0
3/16	Okla. State	S	---	4.1	4	2	0	2-4
3/20	California	R	---	0.1	1	3	2	2-0
3/28	Washington	R	---	2.0	0	0	0	1-0
4/2	USC	R	---	0.2	1	0	0	0-0
4/3	USC	R	---	1.2	2	2	2	0-0
4/8	ORU (#24)	R	---	1.2	1	0	0	0-2
4/10	ORU (#24)	R	---	1.2	4	2	2	1-2
4/12	Arizona	R	W	1.2	0	0	0	0-3
4/18	UCLA	R	---	1.1	3	4	4	1-1
4/27	Wichita St.	R	---	0.0	2	4	4	2-0
5/4	NMSU	R	---	1.0	0	0	0	0-1
5/16	Oregon St.	R	---	1.2	4	1	1	0-0
5/18	New Mexico	S	W	6.1	10	3	3	2-6
5/23	Arizona	R	---	1.2	2	2	2	0-0
5/30	Stanford (#2)	R	---	0.1	0	0	0	2-0
Season Totals		21	3-1-1	47.2	53	34	29	25-38

Jason Urquidez • RHP • #34

2004	Opp	S/R	W/L	IP	H	R	ER	BB-SO
2/8	FSU (#18)	S	W	5.0	6	1	1	3-9
2/14	Utah	S	W	6.0	3	0	0	2-7
2/22	Rice (#1)	S	W	9.0	3	1	1	2-7
2/29	UConn	S	W	3.0	3	1	1	1-1
3/6	ECU (#18)	S	W	7.0	5	4	3	3-4
3/12	Tulane (#11)	S	W	5.2	4	1	1	5-5
3/20	California	S	L	1.1	4	3	3	2-0
3/26	Washington	S	L	4.1	5	5	3	4-6
4/2	USC	S	W	8.1	7	3	3	6-7
4/9	ORU (#24)	S	W	7.0	5	1	1	2-6
4/17	UCLA	S	---	4.0	8	3	3	0-2
4/24	WSU	S	---	6.1	7	2	2	1-4
4/27	Wichita St.	R	---	1.0	1	1	1	2-1
4/28	Wichita St.	R	---	1.1	3	2	2	1-2
5/3	NMSU	S	W	5.0	2	1	1	2-7
5/15	Oregon St.	S	W	8.1	9	1	1	2-12
5/22	Arizona	S	W	7.1	3	2	2	4-9
5/29	Stanford (#2)	S	L	2.1	6	5	5	2-1
Season Totals		19	11-3	92.1	84	37	34	44-90

Jeff Mousser • RHP • #35

2004	Opp	S/R	W/L	IP	H	R	ER	BB-SO
2/6	FSU (#18)	S	---	7.0	3	1	1	1-3
2/13	CSUN	S	---	6.1	4	3	1	1-6
2/20	Lamar	S	---	4.1	6	3	3	1-3
2/27	UConn	S	W	5.0	0	0	0	3-2
3/5	ECU (#18)	S	---	5.1	5	3	3	5-1
3/12	Tulane (#11)	S	L	4.1	9	5	3	1-3
3/19	Cal	S	---	3.0	4	2	2	2-1
4/4	USC	S	L	4.0	5	5	5	0-2
4/10	ORU (#24)	S	L	5.0	6	4	3	3-3
4/16	UCLA	S	W	7.0	5	1	1	2-2
4/23	WSU	S	W	9.0	9	5	5	3-0
4/28	Wichita St.	S	W	6.1	2	1	0	4-5
5/4	NMSU	S	W	4.0	5	0	0	2-1
5/14	Oregon St.	S	---	5.0	4	3	3	5-3
5/21	Arizona	S	W	5.0	3	2	2	5-5
5/28	Stanford	S	L	4.0	7	5	5	3-1
Season Totals		16	6-4	84.2	77	43	37	41-41

2003	Opp	S/R	W/L	IP	H	R	ER	BB-SO
1/30	Arizona	S	W	6.1	6	2	2	2-0
2/6	ASU	S	---	5.2	7	5	3	1-3
2/15	Cal Poly	S	W	8.0	5	1	1	2-6
2/27	Wash. State	S	W	9.0	5	0	0	1-5
3/6	TCU	S	---	4.0	10	5	2	2-2
3/13	UNM	S	L	4.0	11	13	13	2-4
3/20	UNLV	S	L	9.0	5	6	5	1-6

3/27	Utah	S	---	2.0	2	2	2	1-4
4/3	SDSU	S	L	8.0	4	2	2	2-6
4/10	Air Force	S	W	8.0	8	2	2	1-8
4/17	UNM	S	L	5.0	9	6	6	1-3
4/24	UNLV	S	L	3.2	6	8	7	3-4
5/1	Utah	S	W	6.0	5	2	2	0-2
5/8	SDSU	S	L	5.2	13	9	8	1-2
5/15	Air Force	S	---	3.2	8	8	7	1-2
5/22	SDSU	S	L	7.2	13	6	6	1-7
Season Totals		16	5-7	95.2	117	77	68	22-73

2002	Opp	S/R	W/L	IP	H	R	ER	BB-SO
1/25	TU	R	L	3.0	4	4	3	2-4
1/31	UCI	R	W	7.2	2	0	0	3-6
2/4	UCSB	R	---	2.0	5	4	3	2-1
2/12	Stanford	R	---	1.1	1	0	0	0-1
2/15	Pacific	R	---	0.2	1	1	1	0-1
2/21	Hawaii	R	W	5.0	2	0	0	2-6
3/12	UNLV	S	W	5.0	3	1	1	4-5
3/21	SDSU	S	L	3.2	10	13	2	3-4
3/29	Air Force	S	W	7.0	3	2	1	1-3
4/4	Utah	S	W	8.1	8	2	2	1-10
4/11	UNM	S	W	5.0	10	8	7	1-4
4/18	SDSU	S	L	3.0	7	6	6	5-4
4/25	Air Force	S	W	8.1	5	2	2	1-10
5/2	UNLV	S	L	4.0	13	7	6	2-3
5/9	Utah	S	W	6.0	10	4	4	2-3
5/16	UNM	S	---	6.0	12	7	5	1-6
5/22	Air Force	S	W	6.0	7	3	3	2-1
5/25	SDSU	R	---	0.1	0	0	0	1-0
5/31	USC	S	---	8.0	6	4	3	5-1
Season Totals		19	9-4	90.1	109	68	49	38-73

2001	Opp	S/R	W/L	IP	H	R	ER	BB-SO
2/3	Fresno St.	R	---	3.0	3	0	0	1-0
2/9	California	R	---	0.1	0	0	0	0-0
2/23	Illinois	R	---	1.0	0	0	0	0-1
3/3	UNM	R	---	2.0	2	0	0	1-2
3/9	SDSU	R	---	0.2	1	0	0	0-1
3/22	Air Force	R	---	2.0	5	4	4	1-0
4/2	SUU	S	W	6.0	7	3	3	2-8
4/5	Utah	R	---	2.1	5	5	4	0-3
4/16	SUU	S	---	4.1	10	8	6	1-5
4/20	Utah	R	W	4.2	4	2	2	0-6
5/4	ORU	S	W	6.0	3	0	0	4-4
5/17	Utah	S	---	4.1	7	8	7	1-5
Season Totals		12	3-0	36.2	47	30	26	11-35

2001-03 played at BYU


Zechry Zinicola • RHP • #37

2004	Opp	S/R	W/L	IP	H	R	ER	BB-SO
2/6	FSU (#18)	R	W	2.0	1	0	0	1-2
2/16	Gonzaga	R	S	2.0	3	0	0	0-4
2/20	Lamar	R	L	1.0	2	2	2	1-1
2/29	UConn	R	---	2.0	4	3	2	2-2
3/7	ECU (#18)	S	---	3.0	1	0	0	1-3
3/17	Okla. State	S	---	2.0	4	3	3	2-2
3/21	California	S	W	7.0	6	2	2	1-5
3/28	Washington	S	---	4.0	3	2	1	1-3
4/3	USC	R	---	3.1	4	5	5	1-2
4/8	ORU (#24)	R	---	2.0	1	0	0	0-0
4/9	ORU (#24)	R	---	2.0	1	0	0	1-2
4/12	Arizona	R	S	1.2	2	0	0	0-5
4/17	UCLA	R	W	1.1	0	0	0	0-2
4/18	UCLA	R	L	3.0	5	2	2	0-3
4/24	WSU	R	W	2.2	1	0	0	0-3
4/27	Wichita St.	R	S	1.0	2	0	0	0-1
4/28	Wichita St.	R	S	1.1	2	0	0	0-1
5/4	NMSU	R	---	1.0	1	0	0	0-0
5/14	Oregon St.	R	S	2.0	0	0	0	1-4
5/15	Oregon St.	R	S	0.2	1	0	0	0-1
5/22	Arizona	R	---	1.2	1	0	0	2-1
5/23	Arizona	R	---	0.2	2	3	3	1-1
5/30	Stanford (#2)	R	S	4.2	2	0	0	2-4
Season Totals		23	4-2-7	52.0	47	22	20	17-52

Pat Bresnehan • RHP • #40

2004	Opp	S/R	W/L	IP	H	R	ER	BB-SO
2/7	FSU (#18)	R	W	0.2	0	0	0	0-0
2/8	FSU (#18)	R	---	0.0	1	3	3	0-0
2/15	OKLA	R	---	0.1	0	0	0	3-1
2/16	Gonzaga	R	W	5.0	4	0	0	1-7
2/24	ARIZ (#16)	R	S	3.0	0	0	0	1-5
2/28	UConn	R	W	4.0	2	2	0	4-5
3/5	ECU (#18)	R	S	1.0	0	0	0	0-1
3/6	ECU (#18)	R	S	2.0	1	0	0	0-2
3/14	Tulane (#11)	R	S	2.0	1	0	0	0-2
3/16	Okla. State	R	S	1.2	2	0	0	0-1
3/19	California	R	---	2.0	1	0	0	1-1
3/21	California	R	---	2.0	6	2	2	0-0
3/28	Washington	R	L	2.2	4	3	3	0-2
4/4	USC	R	---	2.2	3	2	2	1-3
4/8	ORU (#24)	R	L	1.1	3	6	3	4-2
4/12	Arizona	S	---	2.0	5	4	4	3-1
4/18	UCLA	R	---	1.0	1	1	1	0-1
4/25	WSU	R	---	1.2	1	3	3	3-1
4/27	Wichita St.	R	---	2.2	1	0	0	3-4
5/4	NMSU	R	---	1.0	2	1	1	1-2
5/18	New Mexico	R	---	0.2	0	0	0	0-1
5/23	Arizona	R	---	0.2	1	0	0	0-1
5/29	Stanford (#2)	R	---	2.1	2	0	0	2-2
Season Totals		23	3-2-5	41.1	41	28	22	27-4-4

Sun Devil Baseball 2004



Sun Devil Pitchers -- Career Game-by-Game

Brett Bordes • LHP • #49

2004	Opp	S/R	W/L	IP	H	R	ER	BB-SO
2/7	FSU (#18)	S	---	0.2	4	6	6	3-2
2/15	OKLA	R	---	2.0	3	2	2	1-3
2/24	ARIZ (#16)	S	W	6.0	3	0	0	3-10
3/14	Tulane (#11)	S	---	4.1	3	0	0	3-6
3/20	California	R	---	2.1	6	4	4	1-1
3/27	Washington	S	W	6.0	4	4	4	5-6
4/3	USC	S	---	1.1	2	1	1	3-1
4/18	UCLA	R	---	0.2	0	3	3	4-2
4/27	Wichita St.	R	---	0.2	1	0	0	0-0
5/3	NMSU	R	S	4.0	2	1	1	1-3
5/16	Oregon St.	S	W	5.0	4	2	1	2-4
5/23	Arizona	S	L	0.1	3	6	6	4-0
5/30	Stanford (#2)	S	---	0.1	4	4	4	1-0
Season Totals:		13	3-1-1	33.2	39	32	32	30-38

2003	Opp	S/R	W/L	IP	H	R	ER	BB-SO
1/16	UHH	R	---	1.2	0	0	0	2-2
1/19	UHH - 2	R	---	1.0	1	1	1	1-1
1/26	SDSU	R	---	0.1	1	0	0	1-0
1/31	LBSU	R	---	0.1	2	1	1	0-0
2/8	BYU	R	---	1.1	0	0	0	0-3
2/15	Okla. State	R	---	2.0	2	1	1	3-2
2/22	ND	R	---	2.1	1	0	0	2-3
3/2	PSU	R	---	0.2	2	0	0	0-2
3/9	CSUN	R	---	2.0	0	0	0	1-1
3/14	Oklahoma	R	---	1.0	1	0	0	1-1
3/16	Oklahoma	R	---	1.0	1	1	1	0-2
3/19	Wichita St.	R	---	1.0	1	2	2	1-0
3/23	Stanford	R	---	1.0	0	0	0	0-0
3/24	Stanford	R	---	0.1	1	0	0	1-0
3/28	USC	R	W	0.1	0	0	0	0-0
3/30	USC	R	---	0.1	2	1	1	1-0
4/2	N. Mexico	R	---	0.2	1	1	1	2-2
4/13	Cal - 2	R	---	1.0	0	0	0	2-0
4/17	UCLA	R	---	0.2	0	0	0	0-1
4/18	UCLA	R	L	1.0	0	1	1	0-1
4/26	WSU	R	---	0.1	0	0	0	2-0
4/27	WSU	R	---	1.0	1	0	0	1-2
5/14	Oregon St.	R	---	1.0	3	2	0	0-1
5/18	UW	R	---	2.0	0	0	0	3-1
5/25	Arizona	R	---	0.2	0	1	1	2-1
6/1	UNLV	R	---	1.0	0	0	0	0-1
6/8	CSF	R	---	2.0	0	0	0	2-1
Season Totals:		27	1-1	28.0	21	12	10	28-27

Travis Webb • LHP • #50

2004	Opp	S/R	W/L	IP	H	R	ER	BB-SO
2/14	Utah	R	---	1.0	1	0	0	1-1
2/27	UConn	R	---	0.2	0	1	1	3-2
3/14	Tulane (#11)	R	---	0.1	0	0	0	0-0
3/17	Okla. State	R	---	1.0	1	0	0	0-0
3/20	California	R	---	0.1	5	8	1	2-0
4/3	USC	R	---	0.0	0	1	1	0-0
4/8	ORU #24)	R	---	0.0	1	0	0	1-0
5/18	UNM	R	---	2.0	2	1	1	1-4
5/30	Stanford (#2)	R	---	1.0	0	0	0	2-0
Season Totals		9	0-0	6.1	10	11	4	10-7



Sun Devil Baseball 2004

Sun Devil Miscellaneous Hitting Statistics

Stats By Position			Stats By Order			Record By Margin				Big Innings	
Pos.	HR	RBI	Pos.	HR	RBI	No.	Total	H	A	Runs	No.
C	2	46	1	9	49	1R	7-3	4-1	3-2	2	52
1B	6	38	2	9	57	2R	4-4	3-4	1-0	3	25
2B	1	35	3	7	50	3R	2-0	1-0	1-0	4	19
3B	4	32	4	6	50	4R	7-1	7-0	0-1	5	6
SS	9	49	5	6	51	5R	3-1	1-0	2-1	6	7
LF	7	49	6	3	37	6R	2-2	2-0	0-2	7	4
CF	6	44	7	3	51	7R	4-2	2-1	2-1	8	0
RF	10	57	8	3	39	8R	2-0	1-0	1-0	9	0
DH/P	5	50	9	1	27	9R	0-1	0-1	0-0	10+	1
PH	0	10	Tot.	50	411	10+R	9-2	4-2	5-0	Tot.	114
Tot.	50	411				Tot.	40-16	25-9	15-7		

'A' includes neutral

How the Sun Devils Have Scored:

0-Out Runs	1-Out Runs	2-Out Runs	Total Runs	Two-Out RBI
85	192	177	454	159

Home Runs By ASU (50)

Player	Date	Opp.	Pitcher	Runners
Curtis	2/7	FSU	James	Solo
Pedroia	2/20	Lamar	Rinando	Solo
Curtis	2/21	Memphis	Hankins	Solo
Persichina	2/21	Memphis	Kines	Solo
Buck	2/22	Rice	Niemann	2-run
Curtis	2/27	UConn	Hourigan	3-run
Buck	2/27	UConn	Potvin	2-run
Pedroia	2/28	UConn	James	GS
Zinicola	2/28	UConn	Norton	2-run
Curtis	2/28	UConn	Gary	2-run
Larish	2/29	UConn	Tucci	2-run
Buck	2/29	UConn	McGinn	2-run
Buck	3/5	ECU	Taylor	Solo
Gosewisch	3/5	ECU	Taylor	Solo
Zinicola	3/5	ECU	Flye	2-run
Pedroia	3/6	ECU	Bunn	Solo
Buck	3/6	ECU	Harrell	Solo
Buck	3/7	ECU	Brooks	Solo
Buck	3/12	Tulane	Latham	2-run
Pedroia	3/13	Tulane	Crowel	Solo
Pedroia	3/13	Tulane	Charron	Solo
Cadena	3/20	Cal	Swanson	Solo
Cook	3/20	Cal	Swanson	Solo
Asanovich	3/21	Cal	Crist	3-run
Pedroia	3/27	UW	Everitt	Solo
Buck	3/28	UW	Baysinger	2-run
Cadena	3/28	UW	Baysinger	Solo
Asanovich	4/3	USC	Williams	Solo
Gosewisch	4/9	ORU	Recio	2-run
Pedroia	4/23	WSU	MacKenzie	2-run
Cook	4/23	WSU	MacKenzie	Solo
Buck	4/24	WSU	Trolia	2-run
Asanovich	4/27	Wichita	Roach	3-run
Pedroia	4/27	Wichita	Roach	Solo
Larish	4/27	Wichita	Roach	Solo
Pedroia	4/27	Wichita	Foster	Solo
Curtis	5/3	NMSU	Pilon	3-run
Zinicola	5/16	OSU	Sanders	2-run
Cook	5/18	UNM	Coltrinari	GS
Larish	5/18	UNM	Pacas	2-run
Cadena	5/18	UNM	Smith	Solo
McKenna	5/18	UNM	Smith	3-run
Pedroia	5/19	NMSU	Cameron	3-run
Cook	5/19	NMSU	Hampel	2-run
Buck	5/22	Arizona	Guyette	2-run
Asanovich	5/22	Arizona	Melancon	GS
Larish	5/23	Arizona	Meloan	Solo
Larish	5/23	Arizona	Meloan	Solo
Larish	5/30	Stanford	Jecmen	GS
Asanovich	5/30	Stanford	Duda	3-run

Home Runs By Opponents (44)

Player	Date	Team	Pitcher	Runners
Martinez	2/7	FSU	Bordes	2-run
Smith	2/7	FSU	Bordes	3-run
Drew	2/7	FSU	Marotz	Solo
Martinez	2/7	FSU	Cassa	Solo
Thornton	2/15	OKLA	Andes	2-run
Cantu	2/20	Lamar	Mousser	Solo
D'Argento	2/29	UConn	Urquidez	Solo
Mocerino	2/29	UConn	Marotz	3-run
Jones	3/5	ECU	Averill	3-run
Norwood	3/6	ECU	Urquidez	2-run
T. Lawhorn	3/6	ECU	Urquidez	Solo
Norwood	3/7	ECU	Andes	Solo
Grace	3/7	ECU	Cassa	3-run
Nelson	3/20	Cal	Urquidez	2-run
Horwitz	3/21	Cal	Zinicola	Solo
Horwitz	3/21	Cal	Bresnehan	Solo
Otness	3/26	UW	Urquidez	2-run
Clem	3/26	UW	Averill	2-run
Larsen	3/26	UW	Averill	Solo
Clem	3/28	UW	Bresnehan	Grand Slam
Frost	4/3	USC	Zinicola	3-run
Clement	4/4	USC	Mousser	2-run
Bigley	4/10	ORU	Mousser	Solo
Lex	4/10	ORU	Cassa	2-run
McMillan	4/17	UCLA	Urquidez	Solo
McCarthy	4/18	UCLA	Cassa	2-run
Denove	4/18	UCLA	Cassa	2-run
McCarthy	4/18	UCLA	Zinicola	2-run
Rubin	4/23	WSU	Mousser	Solo
Napolitan	4/27	Wichita	Cassa	Grand Slam
Sorensen	4/28	Wichita	Urquidez	2-run
Aranda	5/3	NMSU	Urquidez	Solo
Cotto	5/4	NMSU	Bresnehan	Solo
Lissman	5/16	OSU	Bordes	Solo
McFeely	5/16	OSU	Cassa	Solo
Grady, T.	5/18	UNM	Cassa	Solo
Cotto	5/19	NMSU	Marotz	Solo
Fields	5/19	NMSU	Marotz	Solo
Ballesteros	5/19	NMSU	Andes	Solo
Putnam	5/28	STAN	Mousser	Grand Slam
Minaker	5/29	STAN	Urquidez	2-run
Ash	5/29	STAN	Urquidez	2-run
Mayberry	5/29	STAN	Averill	3-run
Fuld	5/30	STAN	Marotz	Solo

Game Winning RBI:

Gosewisch	9
Buck	7
Persichina	5
Zinicola	4
Asanovich	4
Pedroia	2
Larish	2

Series Pitching Breakdown:

	W-L	ERA	IP	H	R	ER	BB	SO
Florida State	3-0	4.67	27.0	24	16	14	21	29
Surprise	2-1	2.33	27.0	18	9	7	7	27
Rice Tourney	2-1	2.08	26.0	14	6	6	6	20
UConn	3-0	4.33	27.0	26	18	13	23	24
ECU	3-0	4.67	27.0	25	15	14	10	17
Tulane	2-1	2.33	27.0	23	9	7	11	22
Okla. St.	2-0	3.00	18.0	20	8	6	6	12
California	1-2	7.33	27.0	44	33	22	15	15
Washington	1-2	6.33	27.0	26	23	19	13	23
USC	1-2	8.67	27.0	37	27	26	15	17
ORU	1-2	3.67	27.0	31	16	11	15	23
UCLA	2-1	6.23	26.0	26	18	18	14	21
Wash. St.	2-1	4.50	26.0	24	15	13	10	12
Wichita St.	2-0	5.00	18.0	16	12	10	14	16
NMSU	2-0	2.00	18.0	15	4	4	6	18
OSU	3-0	2.33	27.0	25	8	7	12	31
Arizona	2-1	6.48	25.0	23	18	18	26	24
Stanford	1-2	7.20	25.0	30	20	20	20	13

Series Batting Breakdown:

	AVG	AB	R	H	RBI	2B-3B-HR	BB-SO
Florida State	.269	108	24	29	24	13-0-1	23-18
Surprise	.287	101	24	29	18	8-0-0	23-21
Rice Tourney	.250	92	14	23	11	4-0-4	12-24
UConn	.442	120	52	53	51	11-1-7	27-14
ECU	.326	89	20	29	20	5-0-6	18-13
Tulane	.283	99	19	28	19	5-0-3	17-15
Okla. St.	.377	77	19	29	18	7-0-0	10-14
California	.309	110	23	34	20	8-0-3	11-19
Washington	.276	98	16	27	12	3-0-3	19-12
USC	.342	111	18	38	17	8-0-1	18-26
ORU	.313	99	17	31	15	3-2-1	9-13
UCLA	.317	101	26	32	24	8-0-0	20-23
Wash. St.	.351	114	26	40	23	7-0-3	11-18
Wichita St.	.347	75	14	26	13	5-0-4	6-13
NMSU	.373	67	25	25	22	6-0-1	18-7
OSU	.295	95	20	28	18	6-1-1	16-10
Arizona	.360	111	22	40	20	4-1-4	14-24
Stanford	.230	100	18	23	16	8-0-2	12-21

Pinch-Hitting Statistics:

Player	AB	AVG	H	2B	3B	HR	RBI
Bocchi	11	.364	4	0	0	0	2
Asanovich	2	.500	1	0	0	0	0
Cook	13	.308	4	4	0	0	2
Walsh	6	.333	2	1	0	0	2
McKenna	12	.167	2	0	0	0	1
Cadena	21	.143	3	0	0	0	1
Zinicola	3	.000	0	0	0	0	2
Mesa	2	.000	0	0	0	0	0
Cosentino	1	.000	0	0	0	0	0
Dhaenens	3	.000	0	0	0	0	0
Persichina	3	.333	3	0	0	0	0
Schoenberger	5	.000	0	0	0	0	0
Totals:	84	.202	17	4	0	0	10

Batted Around (26):

At-Bats	Opponent	Inning	Date
9	Florida State	4th	2/8
9	CS Northridge	7th	2/13
12	CS Northridge	8th	2/13
9	Utah	5th	2/14
11	Gonzaga	1st	2/16
11	UConn	3rd	2/27
10	UConn	3rd	2/28
10	UConn	5th	2/28
9	UConn	6th	2/28
9	UConn	2nd	2/29
9	UConn	3rd	2/29
9	UConn	4th	2/29
9	California	1st	3/19
9	Washington	3rd	3/27
11	USC	7th	4/2
9	UCLA	7th	4/16
9	UCLA	6th	4/18
14	WSU	4th	4/23
9	NMSU	1st	5/3
11	NMSU	2nd	5/3
10	NMSU	6th	5/3
9	OSU	7th	5/16
10	UNM	1st	5/18
11	UNM	5th	5/18
11	NMSU	2nd	5/19
10	Arizona	8th	5/23



Sun Devil Baseball 2004

Starting Lineups By Batting Order

Date	Opponent	No. (Time)	Record	1	2	3	4	5	6	7	8	9
2/6	Florida State	1 (1)	1-0	Pedroia	Larish	Buck	Gosewisch	Mesa	Asanovich	Persichina	Curtis	Walsh
2/7	Florida State	2 (1)	1-0	Pedroia	Larish	Buck	Gosewisch	Mesa	McKenna	Asanovich	Curtis	Persichina
2/8	Florida State	3 (1)	1-0	Pedroia	Buck	Larish	Cadena	Gosewisch	Curtis	Asanovich	Persichina	Mesa
2/13	CS Northridge	4(1)	1-0	Pedroia	Buck	Larish	Bocchi	Mesa	Gosewisch	Curtis	Asanovich	Persichina
2/14	Utah	4(2)	2-0	Pedroia	Buck	Larish	Bocchi	Mesa	Gosewisch	Curtis	Asanovich	Persichina
2/15	Oklahoma	5 (1)	0-1	Pedroia	Buck	Larish	Bocchi	Cook	Gosewisch	Curtis	Asanovich	Mesa
2/16	Gonzaga	4 (3)	3-0	Pedroia	Buck	Larish	Bocchi	Mesa	Gosewisch	Curtis	Asanovich	Persichina
2/20	Lamar	6 (1)	0-1	Pedroia	Buck	Larish	Bocchi	Gosewisch	Curtis	Persichina	Asanovich	Dhaenens
2/21	Memphis	7 (1)	1-0	Pedroia	Buck	Larish	Zinicola	Curtis	Persichina	Gosewisch	Dhaenens	Walsh
2/22	Rice	8 (1)	1-0	Pedroia	Buck	Larish	Bocchi	Curtis	Persichina	Gosewisch	Dhaenens	Walsh
2/24	Arizona	9 (1)	1-0	Pedroia	Buck	Larish	Zinicola	Curtis	Persichina	Gosewisch	Mesa	Walsh
2/27	UConn	9 (2)	2-0	Pedroia	Buck	Larish	Zinicola	Curtis	Persichina	Gosewisch	Mesa	Walsh
2/28	UConn	10 (1)	1-0	Pedroia	Buck	Larish	Zinicola	Curtis	Persichina	Gosewisch	Walsh	Dhaenens
2/29	UConn	11 (1)	1-0	Pedroia	Buck	Larish	Cadena	Curtis	Cook	Gosewisch	Dhaenens	Asanovich
3/5	ECU	12 (1)	1-0	Pedroia	Buck	Larish	Zinicola	Gosewisch	Cook	Curtis	Asanovich	Mesa
3/6	ECU	13 (1)	1-0	Pedroia	Buck	Larish	McKenna	Curtis	Persichina	Gosewisch	Walsh	Mesa
3/7	ECU	14 (1)	1-0	Pedroia	Buck	Larish	Bocchi	Curtis	Persichina	Gosewisch	Walsh	Dhaenens
3/12	Tulane	14 (2)	1-1	Pedroia	Buck	Larish	Bocchi	Curtis	Persichina	Gosewisch	Walsh	Dhaenens
3/13	Tulane	15 (1)	1-0	Pedroia	Walsh	Buck	Larish	Gosewisch	Curtis	Persichina	Cadena	Dhaenens
3/14	Tulane	15 (2)	2-0	Pedroia	Walsh	Buck	Larish	Gosewisch	Curtis	Persichina	Cadena	Dhaenens
3/16	Okla. State	16 (1)	1-0	Pedroia	Walsh	Buck	Larish	Zinicola	Curtis	Persichina	Gosewisch	Dhaenens
3/17	Okla. State	17 (1)	1-0	Pedroia	Buck	Larish	Cook	Curtis	Bocchi	Gosewisch	Asanovich	Dhaenens
3/19	California	18 (1)	0-1	Pedroia	Buck	Larish	Zinicola	Curtis	Persichina	Walsh	Gosewisch	Dhaenens
3/20	California	19 (1)	0-1	Pedroia	Walsh	Buck	Zinicola	Curtis	Persichina	Gosewisch	McKenna	Dhaenens
3/21	California	20 (1)	1-0	Pedroia	Buck	Curtis	Bocchi	Cook	Cadena	Asanovich	Gosewisch	Dhaenens
3/26	Washington	21 (1)	0-1	Pedroia	Buck	Curtis	Zinicola	Larish	Gosewisch	Persichina	Asanovich	Dhaenens
3/27	Washington	22 (1)	1-0	Pedroia	Walsh	Buck	Larish	Zinicola	Curtis	Gosewisch	Persichina	Dhaenens
3/28	Washington	23 (1)	0-1	Pedroia	Walsh	Buck	Larish	Curtis	Gosewisch	Bocchi	Persichina	Dhaenens
4/2	USC	24 (1)	1-0	Pedroia	Walsh	Larish	Buck	Zinicola	Curtis	Gosewisch	Cook	Dhaenens
4/3	USC	25 (1)	0-1	Pedroia	Walsh	Buck	Cadena	Cook	Larish	Gosewisch	Curtis	Asanovich
4/4	USC	26 (1)	0-1	Pedroia	Walsh	Buck	Larish	Gosewisch	Curtis	Cook	Cadena	Asanovich
4/8	Oral Roberts	27 (1)	0-1	Curtis	Walsh	Pedroia	Buck	Larish	Asanovich	Gosewisch	Dhaenens	Persichina
4/9	Oral Roberts	28 (1)	1-0	Pedroia	Walsh	Buck	Cook	Larish	Curtis	Gosewisch	Persichina	Dhaenens
4/10	Oral Roberts	29 (1)	0-1	Pedroia	Walsh	Buck	Larish	Bocchi	Curtis	Gosewisch	Persichina	Asanovich
4/12	Arizona	30 (1)	1-0	Walsh	Persichina	Pedroia	Buck	Asanovich	Bocchi	Curtis	Larish	Dhaenens
4/16	UCLA	31 (1)	1-0	Pedroia	Walsh	Buck	Asanovich	Persichina	Gosewisch	Larish	Curtis	Dhaenens
4/17	UCLA	32 (1)	1-0	Pedroia	Walsh	Buck	Cadena	Persichina	Gosewisch	Larish	Asanovich	Curtis
4/18	UCLA	33 (1)	0-1	Pedroia	Walsh	Buck	Asanovich	Cook	Gosewisch	Larish	Cadena	Curtis
4/23	Wash. State	34 (1)	1-0	Pedroia	Walsh	Buck	Cook	Persichina	Larish	Gosewisch	Curtis	Asanovich
4/24	Wash. State	35 (1)	1-0	Pedroia	Buck	Larish	Zinicola	Persichina	Asanovich	Gosewisch	Curtis	Dhaenens
4/25	Wash. State	36 (1)	0-1	Pedroia	Walsh	Buck	Asanovich	Cadena	Gosewisch	Larish	Cook	Persichina
4/27	Wichita St.	37 (1)	1-0	Pedroia	Buck	Larish	Zinicola	Asanovich	Curtis	Gosewisch	Cook	Walsh
4/28	Wichita St.	38 (1)	1-0	Pedroia	Buck	Larish	Zinicola	Asanovich	Gosewisch	Curtis	Cook	Walsh
5/3	NMSU	39 (1)	1-0	Pedroia	Buck	Larish	Zinicola	Asanovich	Gosewisch	Curtis	Bocchi	Persichina
5/4	NMSU	40 (1)	1-0	Pedroia	Buck	Larish	Zinicola	Asanovich	Curtis	Gosewisch	Walsh	Persichina
5/14	Oregon St.	41 (1)	1-0	Pedroia	Buck	Larish	Zinicola	Asanovich	Gosewisch	Curtis	Persichina	Walsh
5/15	Oregon St.	42 (1)	1-0	Pedroia	Buck	Larish	Zinicola	Asanovich	Curtis	Gosewisch	Persichina	Walsh
5/16	Oregon St.	42 (2)	2-0	Pedroia	Buck	Larish	Zinicola	Asanovich	Curtis	Gosewisch	Persichina	Walsh
5/18	New Mexico	37 (2)	2-0	Pedroia	Buck	Larish	Zinicola	Asanovich	Curtis	Gosewisch	Cook	Walsh
5/19	NMSU	43 (1)	1-0	Pedroia	Buck	Larish	Gosewisch	Curtis	McKenna	Dhaenens	Cook	Walsh
5/21	Arizona	37 (3)	3-0	Pedroia	Buck	Larish	Zinicola	Asanovich	Curtis	Gosewisch	Cook	Walsh
5/22	Arizona	37 (4)	4-0	Pedroia	Buck	Larish	Zinicola	Asanovich	Curtis	Gosewisch	Cook	Walsh
5/23	Arizona	37 (5)	4-1	Pedroia	Buck	Larish	Zinicola	Asanovich	Curtis	Gosewisch	Cook	Walsh
5/28	Stanford	38 (2)	1-1	Pedroia	Buck	Larish	Zinicola	Asanovich	Gosewisch	Curtis	Cook	Walsh
5/29	Stanford	44 (1)	0-1	Pedroia	Persichina	Buck	Larish	Asanovich	Curtis	Gosewisch	Zinicola	Dhaenens
5/30	Stanford	45 (1)	1-0	Pedroia	Buck	Asanovich	Larish	Gosewisch	McKenna	Persichina	Cadena	Walsh

Total Number of Different Batting Lineups: 45

Most Common Lineup by Batting Order: #37 (5 times)



Sun Devil Baseball 2004

Starting Lineups By Defensive Lineup

Date	Opponent	No. (Time)	Record	C	1B	2B	3B	SS	LF	CF	RF	DH
2/6	Florida State	1 (1)	1-0	Gosewisch	Persichina	Asanovich	Mesa	Pedroia	Larish	Curtis	Buck	Walsh
2/7	Florida State	2 (1)	1-0	Gosewisch	Persichina	Asanovich	Mesa	Pedroia	Larish	Curtis	Buck	McKenna
2/8	Florida State	3 (1)	1-0	Gosewisch	Persichina	Asanovich	Mesa	Pedroia	Larish	Curtis	Buck	Cadena
2/13	CS Northridge	4 (1)	1-0	Gosewisch	Persichina	Asanovich	Mesa	Pedroia	Larish	Curtis	Buck	Bocchi
2/14	Utah	4 (2)	2-0	Gosewisch	Persichina	Asanovich	Mesa	Pedroia	Larish	Curtis	Buck	Bocchi
2/15	Oklahoma	5 (1)	0-1	Gosewisch	Cook	Asanovich	Mesa	Pedroia	Larish	Curtis	Buck	Bocchi
2/16	Gonzaga	4 (3)	3-0	Gosewisch	Persichina	Asanovich	Mesa	Pedroia	Larish	Curtis	Buck	Bocchi
2/20	Lamar	6 (1)	0-1	Gosewisch	Persichina	Asanovich	Dhaenens	Pedroia	Larish	Curtis	Buck	Bocchi
2/21	Memphis	7 (1)	1-0	Gosewisch	Persichina	Walsh	Dhaenens	Pedroia	Larish	Curtis	Buck	Zinicola
2/22	Rice	8 (1)	1-0	Gosewisch	Persichina	Walsh	Dhaenens	Pedroia	Larish	Curtis	Buck	Bocchi
2/24	Arizona	9 (1)	1-0	Gosewisch	Persichina	Walsh	Mesa	Pedroia	Larish	Curtis	Buck	Zinicola
2/27	UConn	9 (2)	2-0	Gosewisch	Persichina	Walsh	Mesa	Pedroia	Larish	Curtis	Buck	Zinicola
2/28	UConn	7 (2)	2-0	Gosewisch	Persichina	Walsh	Dhaenens	Pedroia	Larish	Curtis	Buck	Zinicola
2/29	UConn	10 (1)	1-0	Gosewisch	Cook	Asanovich	Dhaenens	Pedroia	Larish	Curtis	Buck	Cadena
3/5	ECU	11 (1)	1-0	Gosewisch	Cook	Asanovich	Mesa	Pedroia	Larish	Curtis	Buck	Zinicola
3/6	ECU	12 (1)	1-0	Gosewisch	Persichina	Walsh	Mesa	Pedroia	Larish	Curtis	Buck	McKenna
3/7	ECU	13 (1)	1-0	Gosewisch	Persichina	Walsh	Dhaenens	Pedroia	Larish	Curtis	Buck	Bocchi
3/12	Tulane	13 (2)	1-1	Gosewisch	Persichina	Walsh	Dhaenens	Pedroia	Larish	Curtis	Buck	Bocchi
3/13	Tulane	14 (1)	1-0	Gosewisch	Persichina	Walsh	Dhaenens	Pedroia	Larish	Curtis	Buck	Cadena
3/14	Tulane	14 (2)	2-0	Gosewisch	Persichina	Walsh	Dhaenens	Pedroia	Larish	Curtis	Buck	Cadena
3/16	Okla. State	7 (3)	3-0	Gosewisch	Persichina	Walsh	Dhaenens	Pedroia	Larish	Curtis	Buck	Zinicola
3/17	Okla. State	15 (1)	1-0	Gosewisch	Cook	Asanovich	Dhaenens	Pedroia	Larish	Curtis	Buck	Bocchi
3/19	California	8 (4)	3-1	Gosewisch	Persichina	Walsh	Dhaenens	Pedroia	Larish	Curtis	Buck	Zinicola
3/20	California	16 (1)	0-1	Gosewisch	Persichina	Walsh	Dhaenens	Pedroia	McKenna	Curtis	Buck	Zinicola
3/21	California	17 (1)	1-0	Gosewisch	Cook	Asanovich	Dhaenens	Pedroia	Cadena	Curtis	Buck	Bocchi
3/26	Washington	18 (1)	0-1	Gosewisch	Persichina	Asanovich	Dhaenens	Pedroia	Larish	Curtis	Buck	Zinicola
3/27	Washington	8 (5)	4-1	Gosewisch	Persichina	Walsh	Dhaenens	Pedroia	Larish	Curtis	Buck	Zinicola
3/28	Washington	13 (3)	1-2	Gosewisch	Persichina	Walsh	Dhaenens	Pedroia	Larish	Curtis	Buck	Bocchi
4/2	USC	19 (1)	1-0	Gosewisch	Cook	Walsh	Dhaenens	Pedroia	Larish	Curtis	Buck	Zinicola
4/3	USC	20 (1)	0-1	Gosewisch	Cook	Walsh	Asanovich	Pedroia	Larish	Curtis	Buck	Cadena
4/4	USC	20 (2)	0-2	Gosewisch	Cook	Walsh	Asanovich	Pedroia	Larish	Curtis	Buck	Cadena
4/8	Oral Roberts	21 (1)	0-1	Gosewisch	Persichina	Walsh	Dhaenens	Pedroia	Larish	Curtis	Buck	Asanovich
4/9	Oral Roberts	22 (1)	1-0	Gosewisch	Persichina	Walsh	Dhaenens	Pedroia	Larish	Curtis	Buck	Cook
4/10	Oral Roberts	23 (1)	0-1	Gosewisch	Persichina	Walsh	Asanovich	Pedroia	Larish	Curtis	Buck	Bocchi
4/12	Arizona	24 (1)	1-0	Bocchi	Walsh	Persichina	Asanovich	Pedroia	Larish	Curtis	Buck	Asanovich
4/16	UCLA	21 (2)	1-1	Gosewisch	Persichina	Walsh	Dhaenens	Pedroia	Larish	Curtis	Buck	Asanovich
4/17	UCLA	25 (1)	1-0	Gosewisch	Persichina	Walsh	Asanovich	Pedroia	Larish	Curtis	Buck	Cadena
4/18	UCLA	20 (3)	0-3	Gosewisch	Cook	Walsh	Asanovich	Pedroia	Larish	Curtis	Buck	Cadena
4/23	Wash. State	26 (1)	1-0	Gosewisch	Cook	Persichina	Asanovich	Pedroia	Larish	Curtis	Buck	Walsh
4/24	Wash. State	18 (2)	1-1	Gosewisch	Persichina	Asanovich	Dhaenens	Pedroia	Larish	Curtis	Buck	Zinicola
4/25	Wash. State	27 (1)	0-1	Gosewisch	Cook	Persichina	Asanovich	Pedroia	Larish	Buck	Cadena	Walsh
4/27	Wichita St.	28 (1)	1-0	Gosewisch	Cook	Walsh	Asanovich	Pedroia	Larish	Curtis	Buck	Zinicola
4/28	Wichita St.	28 (2)	2-0	Gosewisch	Cook	Walsh	Asanovich	Pedroia	Larish	Curtis	Buck	Zinicola
5/3	NMSU	29 (1)	1-0	Gosewisch	Zinicola	Persichina	Asanovich	Pedroia	Larish	Curtis	Buck	Bocchi
5/4	NMSU	30 (1)	1-0	Gosewisch	Zinicola	Persichina	Asanovich	Pedroia	Larish	Curtis	Buck	Walsh
5/14	Oregon St.	31 (1)	1-0	Gosewisch	Persichina	Walsh	Asanovich	Pedroia	Larish	Curtis	Buck	Zinicola
5/15	Oregon St.	31 (2)	2-0	Gosewisch	Persichina	Walsh	Asanovich	Pedroia	Larish	Curtis	Buck	Zinicola
5/16	Oregon St.	31 (3)	3-0	Gosewisch	Persichina	Walsh	Asanovich	Pedroia	Larish	Curtis	Buck	Zinicola
5/18	New Mexico	28 (3)	3-0	Gosewisch	Cook	Walsh	Asanovich	Pedroia	Larish	Curtis	Buck	Zinicola
5/19	NMSU	32 (1)	1-0	Gosewisch	Cook	Walsh	Dhaenens	Pedroia	Larish	Curtis	Buck	McKenna
5/21	Arizona	28 (4)	4-0	Gosewisch	Cook	Walsh	Asanovich	Pedroia	Larish	Curtis	Buck	Zinicola
5/22	Arizona	28 (5)	5-0	Gosewisch	Cook	Walsh	Asanovich	Pedroia	Larish	Curtis	Buck	Zinicola
5/23	Arizona	28 (6)	5-1	Gosewisch	Cook	Walsh	Asanovich	Pedroia	Larish	Curtis	Buck	Zinicola
5/28	Stanford	28 (7)	5-2	Gosewisch	Cook	Walsh	Asanovich	Pedroia	Larish	Curtis	Buck	Zinicola
5/29	Stanford	18 (3)	1-2	Gosewisch	Persichina	Asanovich	Dhaenens	Pedroia	Larish	Curtis	Buck	Zinicola
5/30	Stanford	33 (1)	1-0	Gosewisch	Persichina	Walsh	Asanovich	Pedroia	Larish	McKenna	Buck	Cadena

Total Number of Different Defensive Lineups: 33

Most Common Lineup by Defense: #28 (7 times)



Sun Devil Baseball 2004

Game-by-Game Capsules:

GAME 1

#10 SUN DEVILS 2, #18 Florida State 1

Feb. 6, 2004 at Packard Stadium

	<u>1</u>	<u>2</u>	<u>3</u>	<u>4</u>	<u>5</u>	<u>6</u>	<u>7</u>	<u>8</u>	<u>9</u>		<u>R</u>	<u>H</u>	<u>E</u>
FSU	0	0	1	0	0	0	0	0	0	-	1	4	2
ASU	0	0	0	0	0	0	0	0	2	-	2	7	0

W: Zinicola (1-0); L: Lynch (1-1); S: None

HR: None

Time: 2:50 Attendance: 3,087 Record: 1-0

HIGHLIGHTS: Junior catcher Tuffy Gosewisch drilled a two-out, two-run double with the bases loaded in the bottom of the ninth inning to give ASU a 2-1 victory over No. 18 FSU. The Devils had their NCAA record consecutive games scoring streak extended to 502 games with the clutch double and gave ASU an 26-2 record in season openers dating back to 1977. Starter Jeff Mousser and freshman reliever Zechry Zinicola combined to limit the Seminoles to only four singles and one run in the contest. Zinicola picked up the win in his collegiate debut with two shutout innings. Gosewisch was the offensive hero, going 2-for-4 with two doubles and Dustin Pedroia was 2-for-5 with a double and a stolen base.

GAME 2

#10 SUN DEVILS 10, #18 Florida State 9

Feb. 7, 2004 at Packard Stadium

	<u>1</u>	<u>2</u>	<u>3</u>	<u>4</u>	<u>5</u>	<u>6</u>	<u>7</u>	<u>8</u>	<u>9</u>		<u>R</u>	<u>H</u>	<u>E</u>
FSU	6	1	0	1	1	0	0	0	0	-	9	11	2
ASU	0	1	3	1	0	1	0	1	3	-	10	12	0

W: Bresnehan (1-0); L: Lynch (1-2); S: None

HR: Curtis (1)

Time: 3:08 Attendance: 3,220 Record: 2-0

HIGHLIGHTS: For the second straight game, ASU pulled off the unbelievable, scoring three runs in the bottom of the ninth inning to earn a 10-9 victory over Florida State. Freshman Colin Curtis was 3-for-5 with four RBI, a solo home run and a two-run double in the ninth that tied the game at 9-9. Classmate Joe Persichina also had three hits, including the game-winner with a single to score Curtis with two outs in the ninth. After spotting FSU a 6-0 lead after the first, ASU's pitching calmed down to limit the Seminoles to only two runs over the final six innings. Sophomore Erik Averill gave up one run in five innings and freshman Pat Bresnehan picked up the win.

GAME 3

#10 SUN DEVILS 12, #18 Florida State 6

Feb. 8, 2004 at Packard Stadium

	1	2	3	4	5	6	7	8	9		R	H	E
FSU	0	0	1	0	0	3	2	0	0	-	6	9	2
ASU	3	0	0	4	1	1	3	0	x	-	12	10	1

W: Urquidez (1-0); L: Sauls (0-1); S: Andes (1)

HR: None

Time: 3:29 Attendance: 3,386 Record: 3-0

HIGHLIGHTS: Sophomore Travis Buck was 3-for-3 with four RBI and starting pitcher Jason Urquidez registered nine strikeouts in five innings to lead the No. 10 Sun Devils to a series sweep over Florida State with a 12-6 win Sunday in front of 3,386 at Packard Stadium. Dustin Pedroia also added two doubles and three runs scored as the Devils earned their first ever sweep of the Seminoles and are off to a 3-0 start for the third straight year. Urquidez, a JC transfer from Central Arizona College, struck out five of the first eight batters he faced and went on to scatter six hits and allow only one run in five innings. Freshmen Josh Blake and Quentin Andes combined for eight strikeouts in the final four innings. Andes earned the save, allowing only one hit in 2.1 IP.

GAME 4

#7 SUN DEVILS 13, CS Northridge 3

Feb. 13, 2004 at Surprise Stadium

	<u>1</u>	<u>2</u>	<u>3</u>	<u>4</u>	<u>5</u>	<u>6</u>	<u>7</u>	<u>8</u>	<u>9</u>		<u>R</u>	<u>H</u>	<u>E</u>
CSUN	0	1	1	0	0	0	1	0	0	-	3	4	4
ASU	1	0	0	1	0	1	3	7	x	-	13	13	3

W: Averill (1-0); L: Hochgesang (0-1); S: None

HR: None

Time: 3:20 Attendance: 892 Record: 4-0

HIGHLIGHTS: Junior shortstop Dustin Pedroia was 3-for-4 with a pair of doubles to lead ASU to a 13-3 victory over Cal State Northridge on Friday night in the third game of the 2004 Coca-Cola Surprise Spring Training Classic at Surprise Stadium. The Devils broke open a 3-3 game with a three-run seventh and a seven-run eighth. Colin Curtis added three hits and lefty reliever Erik Averill threw 2.2 innings of scoreless and hitless ball to pick up the victory.

GAME 5

#7 SUN DEVILS 11, Utah 0

Feb. 14, 2004 at Surprise Stadium

	<u>1</u>	<u>2</u>	<u>3</u>	<u>4</u>	<u>5</u>	<u>6</u>	<u>7</u>	<u>8</u>	<u>9</u>		<u>R</u>	<u>H</u>	<u>E</u>
Utah	0	0	0	0	0	0	0	0	0	-	0	5	2
ASU	3	0	2	2	4	0	0	0	x	-	11	12	0

W: Urquidez (2-0); L: Mackay (0-1); S: None

HR: None

Time: 2:40 Attendance: 813 Record: 5-0

HIGHLIGHTS: Jason Urquidez struck out seven in six scoreless innings and junior shortstop Dustin Pedroia was 3-for-4 with two RBI to lead the No. 7 Sun Devils to a 11-0 victory over Utah in the Coca-Cola Spring Training Classic at Surprise Stadium. Urquidez improved to 2-0 on the year with six masterful innings. Pedroia extended his hitting streak to five game and has four consecutive multi-hit games after his 3-for-4 performance. Travis Buck was 2-for-2 with three runs scored and also had two walks.

GAME 6

Oklahoma 6, #7 SUN DEVILS 0

Feb. 15, 2004 at Surprise Stadium

	<u>1</u>	<u>2</u>	<u>3</u>	<u>4</u>	<u>5</u>	<u>6</u>	<u>7</u>	<u>8</u>	<u>9</u>		<u>R</u>	<u>H</u>	<u>E</u>
OKLA	1	0	0	0	0	3	0	0	2	-	6	9	0
ASU	0	0	0	0	0	0	0	0	0	-	0	4	1

W: Purcey (1-0); L: Cassa (0-1); S: None

HR: Thornton (1)

Time: 2:41 Attendance: 1,370 Record: 5-1

HIGHLIGHTS: Oklahoma starting pitcher David Purcey allowed only one hit in seven shutout innings and combined with closer Jarod McAuliff to shut out No. 7 Arizona State for the first time in 506 games. The Sooners defeated the Sun Devils 6-0 on Sunday to close out the second annual Coca-Cola Spring Training Classic at Surprise Stadium. The Devils saw their NCAA record consecutive games scoring streak come to an end after having not been shutout since April 7, 1995 against USC. ASU had combined to go 338-167-1 during the streak, topping the previous NCAA record of 349 set by Coastal Carolina. ASU also suffered its first loss of the year to fall to 5-1.

GAME 7

#7 SUN DEVILS 10, Gonzaga 7

Feb. 16, 2004 at Packard Stadium

	<u>1</u>	<u>2</u>	<u>3</u>	<u>4</u>	<u>5</u>	<u>6</u>	<u>7</u>	<u>8</u>	<u>9</u>		<u>R</u>	<u>H</u>	<u>E</u>
GU	0	4	3	0	0	0	0	0	0	-	7	11	3
ASU	7	0	0	1	1	0	0	1	x	-	10	12	4

W: Bresnehan (2-0); L: Monroe (0-1); S: Zinicola (1)

HR: None

Time: 3:00 Attendance: 2,172 Record: 6-1

HIGHLIGHTS: Dustin Pedroia had three doubles and freshman relief pitcher Pat Bresnehan had seven strikeouts in five innings to lead the No. 7 Sun Devils to a 10-7 non-conference victory over the Gonzaga Bulldogs Monday night at Packard Stadium. Bresnehan was impressive in his fourth stint of the early season. The hard-throwing right-hander struck out seven and allowed only four hits in five shutout innings to improve to 2-0 on the season. Classmate Zechry Zinicola scattered two hits and struck out four over the final two innings to pick up his first collegiate save.

GAME 8

Lamar 5, #7 SUN DEVILS 4

Feb. 20, 2004 at Reckling Park

	<u>1</u>	<u>2</u>	<u>3</u>	<u>4</u>	<u>5</u>	<u>6</u>	<u>7</u>	<u>8</u>	<u>9</u>		<u>R</u>	<u>H</u>	<u>E</u>
ASU	2	1	0	0	0	0	0	1	0	-	4	9	2
LU	0	0	0	2	1	0	0	2	x	-	5	9	0

W: Stutes (2-0); L: Zinicola (0-1); S: None

HR: Pedroia (1)

Time: 2:32 Attendance: 3,108 Record: 6-2

HIGHLIGHTS: A two-run double by designated hitter Nick Klusaw in the bottom of the eighth inning gave the Lamar Cardinals a 5-4 victory over No. 7 Arizona State Friday afternoon at Reckling Park in the first day of the Coca-Cola Classic. ASU took a 4-3 lead after its half of the eighth, when freshman center fielder Colin Curtis stole home with two outs. Freshman closer Zechry Zinicola surrendered both runs in the eighth to take the loss and fall to 1-1 on the year. Dustin Pedroia was 3-for-5 with a solo home run for the Sun Devils in the loss.

GAME 9

#7 SUN DEVILS 7, Memphis 0

Feb. 21, 2004 at Reckling Park

	1	2	3	4	5	6	7	8	9		R	H	E
MEM	0	0	0	0	0	0	0	0	0	-	0	2	1
ASU	3	0	0	1	0	2	1	0	x	-	7	9	0

W: Cassa (1-1); L: Hankins (0-1); S: Blake (1)

HR: Curtis (2), Persichina (1)

Time: 2:25 Attendance: 3,405 Record: 7-2

HIGHLIGHTS: Arizona State freshman starting pitcher Pat Cassa struck out nine in six scoreless innings to life the No. 7 Sun Devils to a 7-0 victory over Memphis Saturday night in the second day of the Coca-Cola Classic at Reckling Park. Junior All-American shortstop Dustin Pedroia led the offense going 3-for-4 with two RBI and freshman Colin Curtis and Joe Persichina each hit solo home runs. Freshman left-hander Josh Blake closed out the win with three scoreless innings to pick up the save.

GAME 10

#7 SUN DEVILS 3, #1 Rice 1

Feb. 22, 2004 at Reckling Park

	1	2	3	4	5	6	7	8	9		R	H	E
ASU	0	0	0	0	0	2	0	1	0	-	3	5	2
Rice	0	0	0	0	0	0	0	0	1	-	1	3	1

W: Urquidez (3-0); L: Niemann (0-1); S: None

HR: Buck (1)

Time: 2:30 Attendance: 3,604 Record: 8-2

HIGHLIGHTS: Arizona State starting pitcher Jason Urquidez threw a complete-game three-hitter as the No. 7 Sun Devils beat the No. 1 and defending national champion Rice Owls 3-1 Sunday afternoon at a rainy Reckling Park. Sophomore right fielder Travis Buck drove in all three runs for the Devils, including a two-run homer in the sixth inning that broke open a scoreless game. The Sun Devils improve to 8-2 on the year and is a perfect 4-0 against ranked opponents. Rice drops to 5-2 on the year. Urquidez limited the Owls to only three hits and the only run came with two outs in the bottom of the ninth inning. He struck out seven and walked only two to improve to 3-0 on the year.

GAME 11

#7 SUN DEVILS 4, #16 Arizona 0

Feb. 24, 2004 at Packard Stadium

	<u>1</u>	<u>2</u>	<u>3</u>	<u>4</u>	<u>5</u>	<u>6</u>	<u>7</u>	<u>8</u>	<u>9</u>		<u>R</u>	<u>H</u>	<u>E</u>
ARIZ	0	0	0	0	0	0	0	0	0	-	0	3	2
ASU	2	2	0	0	0	0	0	0	x	-	4	9	1

W: Bordes (1-0); L: Guyette (1-2); S: Bresnehan (1)

HR: None

Time: 2:49 Attendance: 2,748 Record: 9-2

HIGHLIGHTS: Arizona State starting pitcher Brett Bordes had 10 strikeouts in six scoreless innings to lead the No. 7 Sun Devils to a 4-0 victory over rival No. 16 Arizona in front of 2,748 Tuesday night at Packard Stadium. With its 10th straight victory at Packard Stadium, ASU improved to 9-2 overall and is a perfect 5-0 record against ranked opponents this year. Bordes scattered three hits and three walks in a career-high six innings. He registered a career-high 10 strikeouts to pick up his second career victory. Freshman right-hander Pat Bresnehan struck out five in three scoreless innings to pick up his first save. ASU's nine-hit attack was paced by another multi-hit game from Dustin Pedroia. Pedroia went 3-for-4 with a pair of doubles and is now hitting .543 (25-for-46) with 10 doubles. Jeff Larish notched his second multi-hit game of the year going 2-for-5 with an RBI. Freshman Joe Persichina gave ASU all the runs they would need with a two-out, two-run single in the bottom of the first inning.

GAME 12

#7 SUN DEVILS 18, UConn 2

Feb. 27, 2004 at Packard Stadium

	<u>1</u>	<u>2</u>	<u>3</u>	<u>4</u>	<u>5</u>	<u>6</u>	<u>7</u>	<u>8</u>	<u>9</u>		<u>R</u>	<u>H</u>	<u>E</u>
UConn	0	0	0	0	0	0	1	1	0	-	2	3	2
ASU	3	1	7	0	3	0	0	3	x	-	18	21	0

W: Mousser (1-0); L: Hourigan (0-1); S: None

HR: Curtis (3), Cook (1)

Time: 3:16 Attendance: 2,163 Record: 10-2

HIGHLIGHTS: Arizona State starting pitcher Jeff Mousser recorded five no-hit innings and the No. 7 Sun Devil offense unloaded for season highs with 18 runs and 21 hits in an 18-2 victory over Connecticut Friday evening at Packard Stadium. Chris Cook was 4-for-4 with four RBI with two doubles and capped his career night with a two-run home run in the bottom of the eighth inning.



Sun Devil Baseball 2004

Game-by-Game Capsules:

GAME 13

#7 SUN DEVILS 16, UConn 5

Feb. 28, 2004 at Packard Stadium

	1	2	3	4	5	6	7	8	9		R	H	E
UConn	0	0	0	1	4	0	0	0	0	-	5	7	0
ASU	0	0	5	0	6	3	0	2	x	-	16	17	1

W: Bresnahan (3-0); L: James (0-1); S: None

HR: Curtis (4), Pedroia (2), Zinicola (1)

Time: 3:14 Attendance: 2,385 Record: 11-2

HIGHLIGHTS: Arizona State's Dustin Pedroia hit a grand slam home run and Travis Buck tied a school record with four doubles to lead the No. 7 Sun Devils to a decisive 16-5 victory over the University of Connecticut Saturday afternoon at Packard Stadium. Buck hit doubles in the first, third, fourth and sixth innings to tie the single-game school record held by three other Sun Devils. The sophomore right fielder finished 4-for-5 with four RBI. Pat Bresnahan picked up the win with four scoreless innings to improve to 3-0 on the year.

GAME 14

#7 SUN DEVILS 18, UConn 11

Feb. 29, 2004 at Packard Stadium

	1	2	3	4	5	6	7	8	9		R	H	E
UConn	1	0	0	0	0	0	3	3	4	-	11	16	0
ASU	0	6	6	3	3	0	0	0	x	-	18	15	1

W: Urquidez (4-0); L: Tucci (0-1); S: None

HR: Buck (2), Larish (1)

Time: 2:54 Attendance: 2,400 Record: 12-2

HIGHLIGHTS: Arizona State sophomore right fielder Travis Buck went 5-for-5 with eight RBI to lead the No. 7 Sun Devils to a series-sweeping 18-11 victory over the UConn Sunday afternoon at Packard Stadium. The Sun Devils won their sixth straight overall and 16th straight at Packard dating back to last season. The Devils out-scored UConn 52-18 in the series and combined to hit .442 (53-for-120) against the Huskies. UConn falls to 0-3 to start the 2004 campaign. Buck fell just a triple short of his second career cycle, tabbing three singles, a double, his second homer of the season and a walk in the contest. He finished the series 10-for-12 (.833) with six runs, five doubles and 13 RBI. Starting pitcher Jason Urquidez picked up the victory to improve to 4-0 in a predetermined three-inning start.

GAME 15

#6 SUN DEVILS 7, #18 East Carolina 6

March 5, 2004 at Packard Stadium

	1	2	3	4	5	6	7	8	9		R	H	E
ECU	1	0	0	0	0	4	0	1	0	-	6	10	1
ASU	1	1	0	0	0	0	0	5	x	-	7	9	1

W: Andes (1-0); L: Flye (1-1); S: Bresnahan (2)

HR: Buck (3), Zinicola (2), Gosewisch (1)

Time: 2:39 Attendance: 2,552 Record: 13-2

HIGHLIGHTS: ASU freshman designated hitter Zechry Zinicola hit a two-run home run to cap a five-run eighth inning to lead the No. 6 Sun Devils to a 7-6 come-from-behind victory over No. 18 East Carolina. Hot hitting sophomore Travis Buck started the rally with a run-scoring single and Jeff Larish plated two with a single to right field. Zinicola then blasted his second home run of the year to put ASU up 7-6. Freshman Pat Bresnahan recorded a 1-2-3 ninth inning for his second save of the year and made a winner of classmate Quentin Andes (0.2 IP, 0 R). Buck continued his torrid streak by going 3-for-4 with two runs scored and two RBI.

GAME 16

#6 SUN DEVILS 6, #18 East Carolina 4

March 6, 2004 at Packard Stadium

	<u>1</u>	<u>2</u>	<u>3</u>	<u>4</u>	<u>5</u>	<u>6</u>	<u>7</u>	<u>8</u>	<u>9</u>		<u>R</u>	<u>H</u>	<u>E</u>
ECU	0	0	1	2	0	1	0	0	0	-	4	6	3
ASU	0	1	1	1	1	0	1	1	x	-	6	7	1

W: Urquidez (5-0); L: Harrell (2-1); S: Bresnahan (3)

HR: Buck (4), Pedroia (3)

Time: 2:54 Attendance: 2,567 Record: 14-2

HIGHLIGHTS: Arizona State right fielder Travis Buck hit a solo home run in the bottom of the seventh inning that proved to be the game winner as the No. 6 Sun Devils won their eighth straight in a 6-4 victory over No. 18 East Carolina. Buck homered for the third straight game to extend his hitting streak to five games. Jason Urquidez (5-0) pitched seven solid innings to pick up the win and Pat Bresnahan locked down the victory with his third save of the season. Freshman Joe Persichina was 2-for-2 with two runs scored and an RBI. Short-stop Dustin Pedroia added his third home run of the year.

GAME 17

#6 SUN DEVILS 7, #18 East Carolina 5

March 7, 2004 at Packard Stadium

	<u>1</u>	<u>2</u>	<u>3</u>	<u>4</u>	<u>5</u>	<u>6</u>	<u>7</u>	<u>8</u>	<u>9</u>		<u>R</u>	<u>H</u>	<u>E</u>
ECU	0	0	0	1	0	3	0	0	1	-	5	9	1
ASU	3	0	1	0	1	1	0	1	x	-	7	13	0

W: Andes (2-0); L: Brooks (1-1); S: Cassa (1)

HR: Buck (5)

Time: 3:05 Attendance: 2,842 Record: 15-2

HIGHLIGHTS: The Devils finished off a three-game sweep of the No. 18 East Carolina Pirates with a 7-5 victory. ASU scored three in the first and jumped out to a 5-1 lead before holding on to win its ninth straight. Travis Buck homered in the fourth straight game and Tuffy Gosewisch and Joe Persichina were each perfect at the plate going 3-for-3. Senior Nick Walsh was 2-for-3 with a season-high three RBI. Freshman starter Zechry Zinicola was solid through three scoreless innings in his first career start, but left with a groin in jury. Four newcomer pitchers sealed the win, with freshman Pat Cassa picking up the save giving up two runs and four hits over the final 3.1 innings.

GAME 18

#11 Tulane 5, #5 SUN DEVILS 3

March 12, 2004 at Packard Stadium

	1	2	3	4	5	6	7	8	9		R	H	E
TUL	2	0	0	0	3	0	0	0	0	-	5	9	2
ASU	0	0	0	0	0	0	1	0	2	-	3	4	2

W: Mohl (4-0); L: Mousser (1-1); S: Latham (2)

HR: Buck (6)

Time: 2:52 Attendance: 2,827 Record: 15-3

HIGHLIGHTS: ASU had a pair of costly errors and squandered some early scoring opportunities as the No. 11 Tulane Green Wave held off the No. 5 Sun Devils 5-3 in a non-conference victory Friday night at Packard Stadium. The Devils had their season-high nine-game win streak come to an end to drop to 15-3 on the year. Additionally, ASU had a 19-game win streak at Packard Stadium snapped and lost for the first time in nine games to a ranked opponent this season. Jeff Mousser (1-1) took the loss and Erik Averill was impressive out of the bullpen with 4.2 perfect innings. Limited to only four hits, the Devils couldn't produce a timely hit by leaving seven of nine runners on base in scoring position. Travis Buck was 2-for-3 with a pair of walks to extend his hitting streak to seven games and hit a home run in his fifth straight game.

GAME 19

#5 SUN DEVILS 11, #11 Tulane 3

March 13, 2004 at Packard Stadium

	1	2	3	4	5	6	7	8	9		R	H	E
TUL	0	0	0	0	0	1	2	0	0	-	3	8	3
ASU	2	0	0	4	1	1	2	1	x	-	11	13	1

W: Urquidez (6-0); L: Crowl (3-1); S: None

HR: Pedroia (4), Larish (2)

Time: 3:16 Attendance: 2,650 Record: 16-3

HIGHLIGHTS: Dustin Pedroia went 4-for-4 with a career-high five RBI to lead the No. 5 Sun Devils to a convincing 11-3 victory over No. 11 Tulane Saturday afternoon at Packard Stadium. The Devils never trailed in the game, as Pedroia (Woodland, Calif.) jump-started the ASU offense with a leadoff home run in the bottom of the first inning. Junior starting pitcher Jason Urquidez kept his perfect record intact to improve to 6-0. The right-hander allowed four hits and one run in five and two-thirds innings while striking out five. Four of his six wins have come against nationally ranked opponents.

GAME 20

#5 SUN DEVILS 5, #11 Tulane 1

March 14, 2004 at Packard Stadium

	<u>1</u>	<u>2</u>	<u>3</u>	<u>4</u>	<u>5</u>	<u>6</u>	<u>7</u>	<u>8</u>	<u>9</u>		<u>R</u>	<u>H</u>	<u>E</u>
TUL	0	0	0	0	0	0	1	0	0	-	1	6	1
ASU	0	0	1	1	0	0	2	1	x	-	5	11	1

W: Averill (2-0); L: Hahn (3-1); S: Bresnahan (4)

HR: None

Time: 2:55 Attendance: 3,005 Record: 17-3

HIGHLIGHTS: Dustin Pedroia and Nick Walsh each had two hits and four Sun Devil pitchers combined to limit the No. 11 Tulane Green Wave to only six hits in a 5-1 victory. The win sealed the series victory for the Sun Devils (17-3). Starting pitcher Brett Bordes struck out six in 4.1 innings and sophomore Erik Averill followed with 2.1 quality innings to pick up the win.

GAME 21

#5 SUN DEVILS 3, #33 Oklahoma State 2

March 16, 2004 at Packard Stadium

	<u>1</u>	<u>2</u>	<u>3</u>	<u>4</u>	<u>5</u>	<u>6</u>	<u>7</u>	<u>8</u>	<u>9</u>		<u>R</u>	<u>H</u>	<u>E</u>
OKST	0	0	2	0	0	0	0	0	0	-	2	8	1
ASU	1	0	0	0	2	0	0	0	x	-	3	10	2

W: Andes (3-0); L: Rew (3-1); S: Bresnahan (5)

HR: None

Time: 2:41 Attendance: 3,253 Record: 18-3

HIGHLIGHTS: Arizona State freshmen pitchers Pat Cassa, Quentin Andes and Pat Bresnahan combined for a dominating pitching performance to lift the No. 5 Sun Devils to a 3-2 victory No. 33 Oklahoma State Tuesday night in front of 3,253 at Packard Stadium. ASU's trio of freshman pitchers took on and defeated Oklahoma State's best pitcher in senior right-hander Daniel Rew. Andes picked up the win with three scoreless innings and Bresnahan earned his fifth save. Zechry Zinicola was 2-for-3 with two RBI and Jeff Larish was 3-for-3 to lead the Devils at the plate. Junior SS Dustin Pedroia also recorded his 60th career double.

GAME 22

#5 SUN DEVILS 16, #33 Oklahoma State 6

March 17, 2004 at Packard Stadium

	1	2	3	4	5	6	7	8	9		R	H	E
OKST	2	1	0	0	0	2	1	0	0	-	6	12	3
ASU	1	0	4	4	1	2	2	2	x	-	16	19	1

W: Blake (1-0); L: Grogan (4-1); S: None

HR: None

Time: 3:20 Attendance: 3,024 Record: 19-3

HIGHLIGHTS: The Sun Devils pounded out 19 hits by 11 different players en route to a 16-6 pounding of No. 33 Oklahoma State to complete a two-game midweek sweep of the Cowboys. Jeff Larish was 3-for-6 with a pair of doubles and four RBI to lead the ASU offense. Dustin Pedroia (2-for-3, 3 R) added his 12th multi-hit game of the year. Freshman Josh Blake earned his first career win with three innings out of the bullpen. ASU scored in every inning but the second and had a pair of four-run frames in the third and fourth innings to erase an early 3-1 deficit. For the fifth straight game, ASU defeated a previously unbeaten starting pitcher as OSU's Spencer Grogan suffered the loss to fall to 4-1 on the year.

GAME 23

California 9, #5 SUN DEVILS 7

March 19, 2004 at Packard Stadium

	<u>1</u>	<u>2</u>	<u>3</u>	<u>4</u>	<u>5</u>	<u>6</u>	<u>7</u>	<u>8</u>	<u>9</u>		<u>R</u>	<u>H</u>	<u>E</u>
CAL	1	1	0	1	0	5	0	1	0	-	9	13	2
ASU	3	1	0	0	3	0	0	0	0	-	7	11	1

W: Johnson (1-0); L: Andes (3-1); S: Brown (1)

HR: None

Time: 3:09 Attendance: 2,766 Record: 19-4

HIGHLIGHTS: California scored six unanswered runs and exploded for five runs in the sixth inning en route to a 9-7 victory over ASU in the Pac-10 opener for both schools. The Devils had a 7-4 lead, but Cal battled back and took the lead with the five-run sixth. Erik Averill gave up five runs on five hits in 2.2 innings and freshman Quentin Andes took the loss giving up the game-winning run in the sixth. Dustin Pedroia led the Devils at the plate going 4-for-5 with a pair of runs scored and hit his 14th double of the season. Zechry Zinicola was also 2-for-5 with two RBI. ASU left 13 men on base in the contest, including the bases loaded twice.

GAME 24

California 20, #5 SUN DEVILS 8

March 20, 2004 at Packard Stadium

	<u>1</u>	<u>2</u>	<u>3</u>	<u>4</u>	<u>5</u>	<u>6</u>	<u>7</u>	<u>8</u>	<u>9</u>		<u>R</u>	<u>H</u>	<u>E</u>
CAL	0	3	2	2	13	0	0	0	0	-	20	19	0
ASU	0	0	3	1	0	2	2	0	0	-	8	13	3

W: Read (1-0); L: Urquidez (6-1); S: Swanson (1)

HR: Cadena (1), Cook (2)

Time: 3:39 Attendance: 2,231 Record: 19-5

HIGHLIGHTS: The Cal Golden Bears scored 13 runs in the fifth inning en route to a 20-8 victory over the No. 5 Arizona State Sun Devils Saturday afternoon in Pac-10 Baseball action at Packard Stadium. California jumped out to an early 7-4 lead behind a four-run second and a pair of two-run frames in the third and fourth inning. The three-run margin would be as close as the Sun Devils would get as Cal sent 18 batters to the plate in the 13-run fifth inning. The 13 runs given up by the Sun Devils tied the school record set in 1997 against UCLA. Dustin Pedroia was 1-for-3 with a double and Nick Cadena and Chris Cook each hit a HR.



Sun Devil Baseball 2004

Game-by-Game Capsules:

GAME 25

#5 SUN DEVILS 8, California 4

March 21, 2004 at Packard Stadium

	1	2	3	4	5	6	7	8	9	R	H	E
CAL	1	0	0	0	1	0	0	0	2	-	4	12 2
ASU	1	0	5	1	0	1	0	0	x	-	8	10 2

W: Zinicola (2-1); L: Crist (2-4); S: None

HR: Asanovich (1)

Time: 2:56 Attendance: 2,735 Record: 20-5

HIGHLIGHTS: Joel Bocchi and Josh Asanovich each had three RBI and freshman starting pitcher was solid through seven innings to lead the No. 5 Arizona State Sun Devils to a 8-4 victory over California Sunday afternoon in Pac-10 Baseball action at Packard Stadium. Zinicola earned the win scattering six hits and two runs in a career-long seven-inning outing. He struck out five and walked one to improve to 2-1 on the year. Bocchi finished 1-for-4 with three RBI and had several key at-bats for the Devils. Asanovich broke open a 3-1 game with a three-run home run as part of the five-run third frame.

GAME 26

Washington 11, #8 SUN DEVILS 1

March 26, 2004 at Packard Stadium

	1	2	3	4	5	6	7	8	9	R	H	E
UW	1	2	0	2	0	2	1	3	-	11	13	1
ASU	0	0	0	0	1	0	0	0	-	1	7	1

W: Lincecum (3-0); L: Urquidez (6-2); S: None

HR: None

Time: 2:54 Attendance: 3,336 Record: 20-6

HIGHLIGHTS: Washington freshman starting pitcher Tim Lincecum struck out eight and allowed only one run over seven innings to lift the Huskies to a 11-1 victory over No. 8 Arizona State Sun Devils Friday night in front of 3,336 at Packard Stadium. ASU starter Jason Urquidez recorded the loss in his second straight outing to fall to 6-2 on the year. He gave up five runs (three earned) on five hits in four and a third innings. He walked four and struck out six. ASU was out-hit 13-7 in the contest and received multi-hit games from freshman third baseman Seth Dhaenens (2-for-3, 2B, R) and junior catcher Tuffy Gosewisch (2-for-3).

GAME 27

#8 SUN DEVILS 9, Washington 4

March 27, 2004 at Packard Stadium

	1	2	3	4	5	6	7	8	9	R	H	E
UW	1	1	0	0	2	0	0	0	-	4	5	2
ASU	1	1	5	0	0	0	2	0	x	-	9	10 0

W: Bordes (2-0); L: Everitt (3-2); S: Andes (2)

HR: Pedroia (5)

Time: 2:49 Attendance: 2,588 Record: 21-6

HIGHLIGHTS: Nick Walsh went 2-for-4 with two RBI as the Sun Devils scored nine two-out runs to beat the Washington Huskies 9-4 Saturday afternoon in Pac-10 baseball action at Packard Stadium. ASU starting pitcher Brett Bordes recovered from early wildness to hold the potent Husky lineup to four hits and four runs over six innings. Freshman reliever Quentin Andes earned the save, finishing off the victory by allowing only one hit in three scoreless innings. Tuffy Gosewisch was also 2-for-3 with two runs scored and Joe Persichina added his sixth multi-hit game by going 2-for-4. Junior shortstop Dustin Pedroia smashed his fifth home run of the year and 10th of his career to extend his hitting streak to nine games.

GAME 28

Washington 8, #8 SUN DEVILS 6

March 28, 2004 at Packard Stadium

	1	2	3	4	5	6	7	8	9	R	H	E
UW	0	0	0	2	0	0	4	0	2	-	8	8 2
ASU	0	2	1	0	0	2	1	0	0	-	6	10 3

W: Fenton (3-2); L: Bresnehan (3-1); S: None

HR: Buck (7), Cadena (2)

Time: 3:15 Attendance: 2,761 Record: 21-7

HIGHLIGHTS: Washington left fielder Zach Clem hit a grand slam in the seventh inning and broke a 6-6 tie with a two-run single in the ninth to give the Huskies a 8-6 come-from-behind victory over the No. 8 Arizona State Sun Devils Sunday afternoon at Packard Stadium. Both of Clem's hits came of ASU freshman closer Pat Bresnehan (3-1). Dustin Pedroia had three hits for the Sun Devils (21-7, 2-4 Pac-10), including his Pac-10 leading 16th double. Travis Buck and Nick Cadena also homered in the loss as ASU fell to 2-4 after six Pac-10 home contests.

GAME 29

#10 SUN DEVILS 10, USC 3

April 2, 2004 at Packard Stadium

	1	2	3	4	5	6	7	8	9	R	H	E
USC	0	0	0	0	0	0	0	0	3	-	3	8 1
ASU	1	0	0	0	3	0	6	0	x	-	10	17 0

W: Urquidez (7-2); L: Kennedy (4-1); S: None

HR: None

Time: 3:11 Attendance: 2,687 Record: 22-7

HIGHLIGHTS: Arizona State starting pitcher Jason Urquidez turned in a dominating performance in 8.1 innings and catcher Tuffy Gosewisch had a clutch two-out, three-run double in the fifth to help lead the No. 10 Sun Devils to a 10-3 victory over USC Friday night in Pac-10 Baseball action at Packard Stadium. Nick Walsh led the 17-hit attack by going 4-for-5 with three runs scored. Jeff Larish was also 3-for-5 and Dustin Pedroia extended his hitting streak to 11 games with a two-run single in the seventh. ASU improved to 6-1 after a loss and gave head coach Pat Murphy his 700th career victory at the Division I level.

GAME 30

USC 14, #10 SUN DEVILS 5

April 3, 2004 at Packard Stadium

	1	2	3	4	5	6	7	8	9	R	H	E
USC	0	1	0	2	0	6	0	0	5	-	14	14 1
ASU	2	1	0	2	0	0	0	0	0	-	5	12 2

W: Wentworth (2-2); L: Averill (2-1); S: Friedman (3)

HR: Asanovich (2)

Time: 3:44 Attendance: 2,692 Record: 22-8

HIGHLIGHTS: Leading 5-3 after five innings, the Devils gave up 11 unanswered runs, all with two outs, as the USC Trojans rallied for a 14-5 victory. Baron Frost had a key three-run double in the six-run sixth and added a three-run homer in the ninth. ASU got three hits from senior second baseman Nick Walsh and a solo home run from junior third baseman Josh Asanovich. Sophomore lefty Erik Averill gave up three runs in 2.2 innings to record the loss. Dustin Pedroia went 0-for-5 to snap his 11-game hitting streak.

GAME 31

USC 10, #10 SUN DEVILS 3

April 4, 2004 at Packard Stadium

	1	2	3	4	5	6	7	8	9	R	H	E
USC	2	0	0	3	3	0	2	0	0	-	10	15 1
ASU	0	0	0	2	1	0	0	0	0	-	3	8 0

W: Butler (3-1); L: Mousser (1-2); S: None

HR: None

Time: 3:08 Attendance: 2,681 Record: 22-9

HIGHLIGHTS: The Sun Devils dropped their third straight home Pac-10 series to fall to 3-6 in league play. USC sophomore catcher Jeff Clement hit a two-run home run in the first inning en route to a 4-for-5 performance in the game. ASU left 10 men on base, including stranding the bases loaded in the fifth inning. Starter Jeff Mousser was roughed up for five hits and five runs in four innings. USC reliever Bret Butler picked up the win limiting the Sun Devils to three hits in 4-2 scoreless innings. Senior second baseman Nick Walsh was 3-for-4 to finish the series 10-for-14.

GAME 32

#24 Oral Roberts 9, #15 SUN DEVILS 7

April 8, 2004 at Packard Stadium

	1	2	3	4	5	6	7	8	9	R	H	E
ORU	1	0	0	1	0	0	0	3	4	-	9	14 2
ASU	0	0	2	4	1	0	0	0	0	-	7	8 2

W: Bigley (6-1); L: Bresnehan (3-2); S: Ramsey (2)

HR: None

Time: 3:25 Attendance: 2,231 Record: 22-10

HIGHLIGHTS: The Arizona State bullpen combined to give up seven runs over the final two innings to let a 7-2 lead slip away in a 9-7 non-conference loss to the No. 24 (NCBWA) Oral Roberts Golden Eagles Thursday night at Packard Stadium. ASU led 7-2 before the Golden Eagles rallied to score three two-out runs in the eighth and four runs in the top of the ninth. Freshman closer Pat Bresnehan (Sherborn, Mass.) surrendered six of the runs and two ASU errors proved to be costly as the Devils lost for the third straight time. Oral Roberts out-hit ASU 14-8, hitting all singles in their sixth straight win. Joe Persichina had a three-run triple for the Sun Devils and Seth Dhaenens and Tuffy Gosewisch each had two hits. The Devils used a season-high seven pitchers, including six freshman.

GAME 33

#15 SUN DEVILS 5, #24 Oral Roberts 1

April 9, 2004 at Packard Stadium

	1	2	3	4	5	6	7	8	9	R	H	E
ORU	0	0	0	0	1	0	0	0	0	-	1	6 1
ASU	0	2	0	0	3	0	0	0	x	-	5	11 0

W: Urquidez (8-2); L: Recio (0-1); S: None

HR: Gosewisch (2)

Time: 2:39 Attendance: 2,334 Record: 23-10

HIGHLIGHTS: Jason Urquidez scattered five hits and one run in seven strong innings to lead the No. 15 Sun Devils to a 5-1 victory over No. 24 Oral Roberts Friday night at Packard Stadium. Junior catcher Tuffy Gosewisch plated the only runs ASU would need in the game with a two-run home run in the second inning. The victory snapped a season-high three-game losing streak for the Devils (longest since start of 2002 season) and improved their record to 23-10 overall. ASU also gained its 11th victory over a ranked opponent this season. Oral Roberts had its six-game win streak come to an end to fall to 25-7. Seth Dhaenens (2-for-3), Jeff Larish (2-for-4) and Nick Walsh (2-for-4) added multi-hit games in the victory for the Sun Devils.

GAME 34

#24 Oral Roberts 6, #15 SUN DEVILS 5

April 10, 2004 at Packard Stadium

	1	2	3	4	5	6	7	8	9	R	H	E
ORU	0	3	0	0	1	0	2	0	0	-	6	11 0
ASU	0	0	0	0	2	1	0	0	2	-	5	12 2

W: Sorrow (5-1); L: Mousser (1-3); S: Ramsey (3)

HR: Lex (8), Bigley (7)

Time: 3:14 Attendance: 2,157 Record: 23-11

HIGHLIGHTS: The Sun Devils rallied for two runs in the bottom of the ninth inning, but stranded the tying run in scoring position to lose its fourth straight series in a 6-5 loss to No. 24 Oral Roberts Saturday afternoon at Packard Stadium. The loss, which featured a rare 54-minute rain delay in the seventh inning, was ASU's eighth in the last 12 games to drop its overall season record to 23-11. Junior right-hander Ty Marotz had his best outing of the year, striking out four and allowed only one hit in 2.1 innings. Josh Asanovich led ASU going 3-for-3 with two runs scored and fell a home run short of hitting for the cycle.

GAME 35

#21 SUN DEVILS 9, Arizona 5

April 12, 2004 at Packard Stadium

	1	2	3	4	5	6	7	8	9	R	H	E
ARIZ	0	4	0	0	0	1	0	0	0	-	5	11 0
ASU	1	0	3	1	0	1	1	2	x	-	9	12 2

W: Cassa (2-1); L: Mills (0-1); S: Zinicola (2)

HR: None

Time: 3:59 Attendance: 2,308 Record: 24-11

HIGHLIGHTS: Shortstop Dustin Pedroia had three hits and freshman relievers Pat Cassa and Zechry Zinicola combined to strike out eight batters in the final 3.1 innings to give the No. 21 Sun Devils a 9-5 non-conference victory over the Arizona Wildcats. The bullpen stepped up to shut down the Wildcats with sophomore Erik Averill (Orange, Calif.), Cassa (Cypress, Calif.) and Zinicola (San Bernardino, Calif.) combining to give up one run in the final seven innings. Cassa (2-1) picked up the win with three strikeouts in 1.2 scoreless innings and Zinicola earned his second save of the year with five strikeouts in 1.2 innings.

GAME 36

#21 SUN DEVILS 12, UCLA 4

April 16, 2004 at Jackie Robinson Stadium

	<u>1</u>	<u>2</u>	<u>3</u>	<u>4</u>	<u>5</u>	<u>6</u>	<u>7</u>	<u>8</u>	<u>9</u>		<u>R</u>	<u>H</u>	<u>E</u>
ASU	0	0	0	2	2	0	6	2	0	-	12	14	0
UCLA	0	0	0	0	0	0	1	3	0	-	4	7	2

W: Mousser (2-3); L: Beck (2-3); S: None

HR: None

Time: 3:05 Attendance: 450 Record: 25-11

HIGHLIGHTS: Arizona State junior shortstop Dustin Pedroia went 4-for-5 and starting pitcher Jeff Mousser threw seven innings of one-run ball to lead the No. 21 Sun Devils to a 12-4 victory over UCLA Friday night in Pac-10 Baseball action at Jackie Robinson Stadium. The game also featured a baseball oddity, with the Devils recording a triple play in the bottom of the seventh inning. Nick Walsh (2-for-4), Tuffy Gosewisch (2-for-2) and Colin Curtis (2-for-5, 2 RBI) added multi-hit games for the Devils.



Sun Devil Baseball 2004

Game-by-Game Capsules:

GAME 37

#21 SUN DEVILS 4, UCLA 3

April 17, 2004 at Jackie Robinson Stadium

	1	2	3	4	5	6	7	8	9	R	H	E
ASU	0	0	0	0	0	0	3	0	1	-	4	10
UCLA	0	0	0	3	0	0	0	0	0	-	3	8

W: Zinicola (3-1); L: Rustich (3-1); S: None

HR: McMillan (4)

Time: 3:07 Attendance: 568 Record: 26-11

HIGHLIGHTS: Arizona State freshman Zechry Zinicola had the game-winning sacrifice fly and threw 1.1 perfect innings to earn the win on the mound, leading the No. 21 Sun Devils to a 4-3 come-from-behind victory over the UCLA Bruins Saturday afternoon in Pac-10 Baseball action at Jackie Robinson Stadium. Zinicola struck out two in 1.1 perfect innings to improve to 3-1 on the season. He combined with sophomore lefty Erik Averill to retire the last 15 batters in a row. Averill was flawless out of relief of starter Jason Urquidez (4.0 IP, 8 H, 3 R, 2 K), throwing 3.2 perfect innings. Senior Nick Walsh (Alamo, Calif.) drilled two-run double in the three-run seventh to tie the game.

GAME 38

UCLA 11, #21 SUN DEVILS 10

April 18, 2004 at Jackie Robinson Stadium

	1	2	3	4	5	6	7	8	9	R	H	E
ASU	0	0	0	4	0	3	1	1	1	-	7	0
UCLA	1	0	4	0	4	0	0	2	x	-	11	11

W: Brophy (4-0); L: Zinicola (3-2); S: None

HR: McCarthy 2 (8), Denove (3)

Time: 3:46 Attendance: 657 Record: 26-12

HIGHLIGHTS: UCLA shortstop Ryan McCarthy went 5-for-5 with a pair of home runs to lead the Bruins to a wild 11-10 victory over the No. 21 Arizona State Sun Devils Sunday afternoon in Pac-10 Baseball action at Jackie Robinson Stadium. McCarthy's second blast, a two-run shot to straight-away center field off freshman Zechry Zinicola, proved to be the game winner in the eighth inning after the Sun Devils tied the game at 9-9 in the top half of the inning. ASU made several comebacks in the game, trailing 5-1 and 9-4 before pulling even at 9-9. The Devils also rallied in the ninth to pull to within one run at 11-10 with a sacrifice fly by Dustin Pedroia, but Colin Curtis was thrown out on the play trying to advance to third base on the play to end the game. Jeff Larish (2-4, 3 RBI) and Travis Buck (2-4, 2B) led ASU's offense.

GAME 39

#18 SUN DEVILS 17, Washington State 5

April 23, 2004 at Bailey-Brayton Field

	1	2	3	4	5	6	7	8	9	R	H	E
ASU	3	2	2	10	0	0	0	0	0	-	17	17
WSU	2	0	0	0	0	1	0	1	1	-	5	9

W: Mouser (3-3); L: MacKenzie (5-4); S: None

HR: Pedroia (6), Cook (3), Rubin (4)

Time: 2:55 Attendance: 703 Record: 27-12

HIGHLIGHTS: The Sun Devils scored 17 runs in the first four innings, including a 10-run fourth inning, en route to a commanding 17-5 victory over Washington State Friday afternoon in Pac-10 baseball action at Bailey-Brayton Field. Senior starting pitcher Jeff Mouser (Tempe, Ariz.) led the Devils to the victory, earning the complete-game win to improve to 3-3 on the season. ASU scored its 17 runs by way of 17 hits. Joe Persichina had a career-high four hits (4-for-5) and scored two runs.

GAME 40

#18 SUN DEVILS 5, Washington State 2

April 24, 2004 at Bailey-Brayton Field

	1	2	3	4	5	6	7	8	9	R	H	E
ASU	0	0	2	0	0	0	0	2	1	-	5	10
WSU	0	0	0	0	1	1	0	0	0	-	2	8

W: Zinicola (4-2); L: Daman Jr. (2-3); S: None

HR: Buck (8)

Time: 2:55 Attendance: 882 Record: 28-12

HIGHLIGHTS: The Sun Devils scored three runs over the final two innings to break open a 2-2 game and seal the series victory with a 5-2 win over Washington State. For the second straight Saturday, Zechry Zinicola got the win on the mound and knocked in the game-winning run with a sacrifice fly. Zinicola gave up one hit in 2.2 scoreless innings and went 1-for-4 at the plate, including hitting a sacrifice fly with no outs and runners on second and third in the top of the eighth inning. Dustin Pedroia, Travis Buck (HR) and Jeff Larish each went 2-for-5 to lead the offense.

GAME 41

Washington State 8, #18 SUN DEVILS 4

April 25, 2004 at Bailey-Brayton Field

	1	2	3	4	5	6	7	8	9	R	H	E
ASU	0	2	1	1	0	0	0	0	0	-	4	10
WSU	1	0	1	1	0	5	0	0	x	-	8	7

W: Alwert (4-1); L: Averill (2-2); S: None

HR: None

Time: 2:39 Attendance: 843 Record: 28-13

HIGHLIGHTS: Washington State first baseman Grant Richardson capped a five-run sixth inning with a three-run double to lead the Cougars to a come-from-behind 8-4 victory over No. 18 Arizona State Sunday afternoon at Bailey-Brayton Field. The victory spoiled ASU's chances for a series sweep, falling to 28-13 overall and 7-8 in Pac-10 play. Erik Averill was saddled with the tough-luck loss, giving up five runs (two unearned) and only five hits in five and a third innings. Josh Asanovich went 3-for-5 in the loss.

GAME 42

#18 SUN DEVILS 10, #7 Wichita State 9

April 27, 2004 at Eck Stadium

	1	2	3	4	5	6	7	8	9	R	H	E
ASU	1	0	3	0	4	0	1	1	0	-	10	14
WSU	3	4	1	0	0	0	0	0	1	-	9	10

W: Averill (3-2); L: Banick (2-3); S: Zinicola (3)

HR: Pedroia 2 (8), Larish (3), Asanovich (3)

Time: 3:15 Attendance: 4,521 Record: 29-13

HIGHLIGHTS: Arizona State shortstop Dustin Pedroia went 3-for-5 with two home runs as the No. 18 Sun Devils erased an early 7-1 deficit to record a thrilling 10-9 come-from-behind victory over No. 7 Wichita State. Trailing 7-1 after two innings, the Devils clubbed a season-high four home runs and used eight pitchers to shock the Shockers in one of the toughest environments to play in college baseball. Freshman Zechry Zinicola sealed the win giving up two hits in an inning of work for his third save.

GAME 43

#18 SUN DEVILS 4, #7 Wichita State 3

April 28, 2004 at Eck Stadium

	1	2	3	4	5	6	7	8	9	R	H	E
ASU	2	1	1	0	0	0	0	0	0	-	4	12
WSU	0	0	0	0	0	0	1	2	0	-	3	6

W: Mouser (4-3); L: Pelfrey (6-1); S: Zinicola (4)

HR: Sorensen (5)

Time: 2:43 Attendance: 4,370 Record: 30-13

HIGHLIGHTS: Senior Jeff Mouser gave up one unearned run in 6.1 innings to win his third straight decision in a 4-3 victory over No. 7 Wichita State Wednesday evening in front of 4,370 at Eck Stadium. The Sun Devils picked up their 30th win of the season while improving to 13-3 against ranked opponents. Freshman Zechry Zinicola nailed down the win with his fourth save of the year and his second in as many nights against the Shockers. ASU did all of its scoring in the first three innings, plating two in the first and one each in the second and third innings. Dustin Pedroia notched his 22nd multi-hit game of the year going 2-for-5 with a run scored and RBI. Travis Buck (2-for-5), Jeff Larish (2-for-5), Josh Asanovich (2-for-3) and Colin Curtis (2-for-4) added multi-hit games as the Devils out-hit the Shockers 12-6.

GAME 44

#14 SUN DEVILS 19, New Mexico State 2

May 3, 2004 at Packard Stadium

	1	2	3	4	5	6	7	8	9	R	H	E
NSMU	0	0	0	1	0	1	0	0	0	-	2	4
ASU	3	6	2	0	2	4	0	2	x	-	19	18

W: Urquidez (9-2); L: Pilon (0-1); S: Bordes (1)

HR: Curtis (5)

Time: 3:05 Attendance: 2,190 Record: 31-13

HIGHLIGHTS: Arizona State left fielder Jeff Larish was 4-for-6 and freshman center fielder Colin Curtis had a career-high five RBI as the No. 14 Sun Devils dominated New Mexico State 19-2. ASU pounded out 18 hits with 10 different players recording hits to improve to 31-13 overall and have now won eight of its last 10 games. Jason Urquidez held NMSU hitless through the first 3.2 innings before giving up a home run. He gained his ninth win while giving up only two hits and one run in five innings. Brett Bordes earned his first career save giving up two hits in the final four innings. Catcher Tuffy Gosewisch had four RBI to set a career high and Dustin Pedroia notched his 23rd multi-hit game.

GAME 45

#14 SUN DEVILS 6, New Mexico State 2

May 4, 2004 at Packard Stadium

	1	2	3	4	5	6	7	8	9	R	H	E
NMSU	0	0	0	0	1	0	1	0	0	-	2	11
ASU	0	4	0	0	2	0	0	0	x	-	6	7

W: Mouser (5-3); L: Cobb (1-1); S: None

HR: Cotto (9)

Time: 2:38 Attendance: 2,177 Record: 32-13

HIGHLIGHTS: The Sun Devils turned a season-high four double plays and benefited from a four-run second inning to gain a 6-2 victory over New Mexico State Tuesday evening in non-conference action at Packard Stadium. ASU won its fourth straight and head into the final exam break winners of nine of the last 11 to improve to 32-13 overall. Jeff Mouser won his fourth straight decision with four shutout innings. Tuffy Gosewisch provided the big blow with a two-run double in the fourth run second inning to put the Devils ahead for good. Jeff Larish went 1-for-3 with a walk to extend his season-high hitting streak to 11 games.

GAME 46

#14 SUN DEVILS 9, Oregon State 3

May 14, 2004 at Packard Stadium

	1	2	3	4	5	6	7	8	9	R	H	E
OSU	0	0	2	0	0	1	0	0	0	-	3	5
ASU	1	0	0	0	4	0	4	x	-	-	9	12

W: Averill (4-2); L: Postlewait (9-3); S: Zinicola (5)

HR: None

Time: 3:26 Attendance: 2,509 Record: 33-13

HIGHLIGHTS: Travis Buck went 2-for-5 with four RBI and had a pair of key hits to lead the No. 14 Sun Devils to a 9-3 victory over the Oregon State Beavers Friday night in Pac-10 action at Packard Stadium. ASU won its fifth straight and 10th in last 12 games to improve to 33-13 overall and moved into a tie for third place in the Pac-10 with an 8-8 mark. Erik Averill and Zechry Zinicola combined for four shutout innings to seal the win. Averill struck out three and allowed only one hit in two innings to pick up the win and improve to 4-2 on the year. Zinicola earned his fifth save of the year by dominating the Beavers with four strikeouts in two innings. Jeff Larish went 2-for-5 to extend his hitting streak to 12 games and Dustin Pedroia hit his first triple of the year for his 31st extra base hit.

GAME 47

#14 SUN DEVILS 3, Oregon State 1

May 15, 2004 at Packard Stadium

	1	2	3	4	5	6	7	8	9	R	H	E
OSU	0	0	0	0	0	0	0	0	1	-	1	10
ASU	0	0	1	0	1	0	0	1	x	-	3	6

W: Urquidez (10-2); L: Buck (3-4); S: Zinicola (6)

HR: None

Time: 2:59 Attendance: 2,860 Record: 34-13

HIGHLIGHTS: Jason Urquidez struck out a season-high 12 batters to lead the No. 14 Sun Devils to a 3-1 victory over visiting Oregon State Saturday evening at Packard Stadium. Urquidez scattered nine singles in 8.1 innings and gave up only one run to pick up his Pac-10 leading 10th victory of the year. Freshman closer Zechry Zinicola sealed the win with his team-leading sixth save of the year and second in as many nights over the Beavers. ASU won its sixth straight overall and 11th in the last 13 games to improve to 34-13 overall. The Sun Devils broke the scoreless tie in the third inning on a run-scoring groundout by junior All-American Jeff Larish.

GAME 48

#14 SUN DEVILS 8, Oregon State 4

May 16, 2004 at Packard Stadium

	1	2	3	4	5	6	7	8	9	R	H	E
OSU	1	0	0	0	1	0	1	1	0	-	4	10
ASU	0	4	0	0	0	0	0	4	x	-	8	10

W: Bordes (3-0); L: Baldwin (5-5); S: Averill (1)

HR: Zinicola (3), Lissman (6), McFeely (5)

Time: 3:04 Attendance: 2,354 Record: 35-13

HIGHLIGHTS: Arizona State freshman Zechry Zinicola went 2-for-5 with a two-run home run and the No. 14 Sun Devils used a pair of four-run innings to record a 8-4 victory over Oregon State to secure the series sweep Sunday afternoon in Pac-10 Baseball action at Packard Stadium. ASU won its seventh straight and 12th in the last 14 games. Dustin Pedroia also had two hits and Brett Bordes earned the win on the mound to improve to 3-0.



Sun Devil Baseball 2004

Game-by-Game Capsules:

GAME 49

#13 SUN DEVILS 22, New Mexico 4

May 18, 2004 at Isotopes Park

	1	2	3	4	5	6	7	8	9	R	H	E
ASU	6	2	2	0	5	2	0	5	0	-	22	26 0
UNM	0	0	0	0	1	2	0	0	1	-	4	12 2

W: Cassa (3-1); L: Coltrinari (1-3); S: None

HR: Cook (4), Cadena (3), Larish (4), McKenna (1)

Time: 3:32 Attendance: 1,153 Record: 36-13

HIGHLIGHTS: The No. 13 Arizona State Sun Devils exploded for season highs in runs (22), hits (26) and home runs (4) in a 22-4 thrashing of the University of New Mexico Tuesday night at Isotopes Park. The Devils had 14 players record at least one hit and 10 players notched multi-hit performances at the plate. The 26 hits are tied for ninth in ASU single-game history and the most by a Sun Devil squad since 2000. ASU won its eighth straight game and 13th in the last 15 games to improve to 36-13 overall. Chris Cook led the 26-hit attack, going 2-for-4 with a career high six RBI. He drilled a grand slam in the first inning and a two-run double in the sixth inning.

GAME 50

#13 SUN DEVILS 12, New Mexico State 4

May 19, 2004 at Presley Askew Field

	1	2	3	4	5	6	7	8	9	R	H	E
ASU	2	7	0	0	0	1	2	0	0	-	12	14 0
NMSU	1	0	0	2	0	0	1	1	0	-	5	11 3

W: Andes (4-1); L: Cameron (6-7); S: None

HR: Cook (5), Pedroia (9)

Time: 2:55 Attendance: 1,450 Record: 37-13

HIGHLIGHTS: Dustin Pedroia hit a three-run home run as part of a seven-run second inning and Travis Buck went 3-for-5 to lead the No. 13 Sun Devils to a 12-5 victory over New Mexico State Wednesday night at Presley Askew Field. ASU extended its winning streak to a season-high tying nine games and has won 14 of the last 16 games to improve to 37-13 overall. Albuquerque native Quentin Andes picked up the win on the mound to improve to 4-1 on the season. The freshman right-hander gave up two hits and one run in 2.2 innings while striking out three. Buck (3-for-5), Ryan McKenna (3-for-5), Chris Cook (2-for-5, HR) and Nick Walsh (2-for-4) added multi-hit games in the victory.

GAME 51

#13 SUN DEVILS 8, Arizona 3

May 21, 2004 at Kindall Field

	1	2	3	4	5	6	7	8	9	R	H	E
ASU	2	0	3	1	0	0	0	2	0	-	8	12 1
ARIZ	1	0	0	1	0	0	0	1	0	-	3	5 3

W: Mousser (6-3); L: Cameron (7-6); S: Averill (2)

HR: None

Time: 3:08 Attendance: 1,586 Record: 38-13

HIGHLIGHTS: Jeff Mousser and Erik Averill combined to give up only five hits and shortstop Dustin Pedroia went 3-for-5 to lead the No. 13 Sun Devils to a 8-3 victory over rival Arizona. ASU won its 10th straight overall and sixth straight over the Wildcats to improve to 38-13 and 11-8 in Pac-10 play. Mousser (6-3) remained undefeated in his last six starts and earned his fifth straight victory. Averill earned his second save of the year giving up two hits and struck out three in four innings. Travis Buck (2-for-5) and Josh Asanovich (2-for-4) extended their hitting streaks to 14 and 10 games respectively. Catcher Tuffy Gosewisch hit a two-run triple as part of a three-run third inning.

GAME 52

#13 SUN DEVILS 7, Arizona 2

May 22, 2004 at Kindall Field

	1	2	3	4	5	6	7	8	9	R	H	E
ASU	2	0	0	1	0	0	0	4	0	-	7	11 0
ARIZ	0	1	0	0	1	0	0	0	0	-	2	4 0

W: Urquidez (11-2); L: Guyette (6-6); S: None

HR: Buck (9), Asanovich (4)

Time: 2:55 Attendance: 1,483 Record: 39-13

HIGHLIGHTS: Josh Asanovich broke open a 3-2 pitcher's duel with a grand slam home run in the eighth inning and Jason Urquidez struck out nine in 7.1 innings to pick up his Pac-10 leading 11th win of the year in a 7-2 victory over rival Arizona. ASU's 11th straight win gave them sole possession of third place in the conference at 12-8 and 39-13 overall. Travis Buck was also 3-for-4 and hit his ninth home run of the year (a two-run shot in the first inning). Dustin Pedroia (2-for-4), Jeff Larish (2-for-4) and Zechry Zinicola (2-for-4) added multi-hit games.

GAME 53

Arizona 13, #13 SUN DEVILS 7

May 23, 2004 at Kindall Field

	1	2	3	4	5	6	7	8	R	H	E
ASU	1	0	1	0	0	0	1	4	-	22	26 0
ARIZ	6	0	2	0	0	0	5	x	-	4	12 2

W: Meloan (7-0); L: Bordes (3-1); S: None

HR: Larish 2 (6)

Time: 3:59 Attendance: 912 Record: 39-14

HIGHLIGHTS: Jeff Larish went 3-for-4 with a pair of solo home runs and four RBI, but a six-run first inning proved costly as the No. 13 Sun Devils fell short of a series sweep of rival Arizona with a 13-7 loss at Kindall Field. The game was called after the top of the eighth inning due to a Pac-10 rule that does not allow an inning to start after four hours of elapsed game time. Brett Bordes gave up six runs on three hits and four walks in the first inning to take the loss. Sophomore outfielder Travis Buck went 3-for-5 with a double to extend his career-high hitting streak to 16 games. ASU had its season-high 11-game win streak snapped and lost for the first time in seven games against the rival Wildcats. Josh Asanovich had his fourth straight two-hit game by going 2-for-4 to extend his hitting streak to 12 games.

GAME 54

#2 Stanford 5, #8 SUN DEVILS 0

May 28, 2004 at Sunken Diamond

	1	2	3	4	5	6	7	8	9	R	H	E
ASU	0	0	0	0	0	0	0	0	0	-	0	3 1
STAN	4	0	0	1	0	0	0	0	x	-	5	9 0

W: Romanczuk (11-2); L: Mousser (6-4); S: None

HR: Putnam (15)

Time: 2:35 Attendance: 4,089 Record: 39-15

HIGHLIGHTS: Stanford left fielder Danny Putnam hit a first-inning grand slam home run and starting pitcher Mark Romanczuk threw seven shutout innings to lead the No. 2 Cardinal to a 5-0 victory over No. 8 Arizona State Friday night in Pac-10 action at Sunken Diamond. The shutout marked only the second time in the last 555 games and just the third time during the Pat Murphy era (1995-P) that the Devils have not scored a run in a game. ASU had its NCAA record 506-game consecutive games scoring streak snapped earlier this season against Oklahoma (2/15).

GAME 55

#2 Stanford 10, #8 SUN DEVILS 3

May 29, 2004 at Sunken Diamond

	1	2	3	4	5	6	7	8	9	R	H	E
ASU	0	2	0	0	0	0	0	1	0	-	3	6 0
STAN	1	4	0	4	1	0	0	0	x	-	10	13 0

W: Gilmore (9-2); L: Urquidez (11-3); S: None

HR: Ash (5), Mayberry Jr. (14), Minaker (3)

Time: 2:59 Attendance: 2,974 Record: 39-16

HIGHLIGHTS: No. 2 Stanford hit three, two-out home runs and rode the solid pitching by starter Jeff Gilmore in a 10-3 victory over No. 8 Arizona State Saturday afternoon in Pac-10 baseball action at Sunken Diamond. The Cardinal clinched the series win and the outright Pac-10 title with the win. ASU ace Jason Urquidez was roughed up for six hits and five runs in 2.1 innings. Josh Asanovich recorded two of the Devils six hits and scored a run.

GAME 56

#8 SUN DEVILS 15, #2 Stanford 5

May 30, 2004 at Sunken Diamond

	1	2	3	4	5	6	7	8	9	R	H	E
ASU	3	2	2	0	0	4	4	0	0	-	15	14 0
STAN	4	0	0	1	0	0	0	0	0	-	5	8 4

W: Andes (5-1); L: Leva (5-2); S: Zinicola (7)


HR: Larish (7), Asanovich (5), Fuld (4)

Time: 3:46 Attendance: 2,987 Record: 40-16

HIGHLIGHTS: Jeff Larish went 2-for-4 with a grand slam home run and Josh Asanovich added a three-run homer as the Sun Devils completed the regular season with a 15-5 victory over No. 2 Stanford. Quentin Andes, the second of seven pitchers used by the Sun Devils, picked up the win to improve to 5-1 during his freshman season. Zechry Zinicola worked 4.2 scoreless innings to earn his seventh save. The win gave ASU its 40th of the season and 400th in the head coach Pat Murphy's 10-years at the helm of the Sun Devils. Dustin Pedroia broke out of an 0-for-13 slump with two hits and his 24th double of the season.



Sun Devil Baseball 2004 -- Game by Game Statistics




AB-R-H-RBI Breakdown for Arizona State (as of May 30, 2004)

Opponent	Date	#15 ASANOVIC	#19 BOCCHI	#4 BUCK	#16 CADENA	#32 COOK	#9 CURTIS	#6 DHAENENS	#39 GOSEWISC	#11 LARISH	#17 MCKENNA	#2 PEDROIA	#10 PERSICHI	#60 SCHOENBE	#20 WALSH	#37 ZINICOLA
FSU	Feb 06	4-0-1-0	5-0-1-0	1-0-0-0	3-0-0-0	..Def..	4-0-2-2	3-0-0-0	5-1-2-0	4-0-0-0	4-1-1-0
FSU	Feb 07	3-1-0-1	4-1-0-0	1-0-0-0	5-3-3-4	..Def..	5-0-1-1	4-1-2-2	1-1-1-0	5-1-1-0	4-1-3-1	1-0-0-0	3-1-1-1
FSU	Feb 08	5-0-1-3	1-0-0-0	3-3-3-4	3-1-1-1	1-0-0-0	4-0-1-2	3-1-0-0	3-1-1-1	1-0-0-0	5-3-2-1	3-1-1-0
CSUN	Feb 13	4-1-0-1	4-2-2-1	3-0-1-2	1-0-0-0	1-1-1-2	4-3-3-1	1-1-0-0	4-1-1-0	4-1-1-0	1-0-0-0	4-2-3-1	3-0-0-1	..Def..
UTAH	Feb 14	3-1-1-0	2-2-1-2	2-3-2-0	1-0-0-0	1-0-1-0	3-0-0-0	0-0-0-0	2-1-1-2	4-0-1-2	1-0-0-0	4-3-3-2	3-1-1-0	1-0-0-0	2-0-0-0	1-0-0-0
OKLA	Feb 15	3-0-0-0	4-0-0-0	3-0-0-0	1-0-0-0	2-0-0-0	4-0-1-0	0-0-0-0	3-0-1-0	4-0-1-0	3-0-0-0	1-0-1-0	1-0-0-0
GU	Feb 16	3-0-1-0	4-1-1-0	4-1-1-0	1-0-0-0	2-1-1-1	..Def..	4-2-2-2	4-0-0-1	5-3-4-2	4-1-2-1	1-0-0-0
LAMAR	Feb 20	4-0-1-0	3-0-0-0	2-1-0-0	1-0-0-0	3-1-1-0	2-0-1-1	4-0-2-0	5-0-1-0	5-1-3-1	3-1-0-0
MEM	Feb 21	..Def..	4-1-1-0	1-0-0-0	4-1-2-2	1-1-0-0	4-1-2-0	5-0-0-0	..Def..	4-1-3-2	3-1-1-1	2-1-0-0	4-0-0-1
RICE	Feb 22	3-0-0-0	3-1-1-3	4-0-1-0	2-1-0-0	4-0-0-0	3-0-1-0	2-1-1-0	3-0-0-0	3-0-1-0
ARIZ	Feb 24	3-0-0-1	2-0-1-0	4-0-0-0	5-1-2-1	4-1-3-0	3-0-1-2	2-1-1-0	3-1-0-0
UCONN	Feb 27	3-0-1-0	2-0-1-0	2-3-1-1	3-2-3-0	4-1-4-4	3-1-1-4	3-0-0-0	2-1-1-0	4-2-2-4	3-2-2-3	6-2-1-0	1-0-0-0	1-0-0-0	1-2-1-1	3-0-1-1
UCONN	Feb 28	1-0-0-0	1-0-1-0	5-1-4-4	1-1-0-0	3-0-0-0	3-2-2-2	2-1-1-1	4-2-3-1	4-2-2-0	1-0-0-0	4-3-1-4	2-0-0-1	3-2-1-0	3-2-2-3
UCONN	Feb 29	2-4-2-4	0-0-0-0	5-2-5-8	6-0-0-0	4-2-2-0	3-1-1-0	1-4-0-0	2-3-1-0	5-1-1-2	0-0-0-0	3-1-1-2	..Def..	1-0-0-0	1-0-1-0
ECU	Mar 05	2-0-1-0	4-2-3-2	1-0-1-0	4-0-0-0	3-0-0-0	..Def..	4-1-1-1	3-1-1-2	3-1-1-0	1-0-0-0	3-1-1-2
ECU	Mar 06	3-1-1-1	2-0-0-0	2-1-0-0	3-0-0-0	3-0-1-1	2-0-0-0	4-2-1-1	2-2-2-1	2-0-1-1
ECU	Mar 07	3-0-0-0	3-1-1-2	4-2-1-0	3-0-2-0	3-0-3-2	5-0-1-0	..Def..	5-1-0-0	3-3-3-0	3-0-2-3
TULANE	Mar 12	2-0-1-0	3-1-2-2	1-0-0-0	3-0-0-0	3-1-0-0	3-0-0-0	4-0-0-1	2-0-0-0	3-1-0-0	4-0-0-0	3-0-1-0
TULANE	Mar 13	1-1-0-0	4-0-0-1	4-1-3-1	..Def..	3-1-1-0	4-2-1-0	5-0-2-1	4-2-2-3	4-3-4-5	4-0-0-0	4-1-0-0	1-0-0-0
TULANE	Mar 14	1-1-1-1	2-0-1-0	1-0-0-1	1-0-0-0	4-1-2-0	4-1-1-0	3-1-1-0	4-0-0-0	..Def..	4-1-2-1	3-0-1-0	3-0-2-2
OKST	Mar 16	0-0-0-0	3-2-0-0	1-0-0-0	3-0-0-0	3-0-1-0	4-0-0-0	3-1-3-0	5-0-2-0	3-0-2-1	4-0-0-0	4-0-2-2
OKST	Mar 17	5-1-2-1	4-2-2-2	6-2-2-1	1-0-0-0	4-2-2-1	3-1-2-2	5-1-1-1	3-1-1-1	6-2-3-4	3-1-1-0	3-3-2-0	..Def..	1-0-1-2
CAL	Mar 19	5-1-1-0	3-1-1-0	5-1-1-0	4-0-1-2	5-1-1-1	5-2-4-1	3-1-0-0	3-0-0-0	5-0-2-2
CAL	Mar 20	2-0-1-0	2-0-1-0	5-1-1-1	3-1-1-1	3-2-2-1	4-0-1-1	4-0-2-1	2-1-1-0	3-1-0-0	3-1-1-1	2-0-1-0	1-0-0-0	2-0-0-0	2-1-1-1
CAL	Mar 21	3-1-1-3	4-0-1-3	4-4-1-0	3-1-0-0	4-1-1-0	5-1-3-1	4-0-0-0	3-0-2-0Def..	4-0-1-0
WASH	Mar 26	3-0-0-0	2-0-0-1	1-0-0-0	1-0-0-0	3-0-0-0	3-1-2-0	3-0-2-0	4-0-1-0	4-0-1-0	2-0-0-0	4-0-1-0	4-0-1-0
WASH	Mar 27	3-1-0-0	1-0-0-0	..Def..	3-1-1-1	4-1-0-0	3-2-2-1	4-0-1-0	3-2-1-1	4-1-2-1	4-0-2-2
WASH	Mar 28	0-1-0-0	4-1-3-2	3-1-2-1	4-0-0-0	2-1-0-0	3-1-0-0	5-0-0-0	6-0-3-2	5-0-2-0	3-1-0-0
USC	Apr 02	1-0-0-0	1-0-1-1	4-0-1-0	3-0-2-0	3-2-2-0	2-1-1-0	4-1-1-3	5-2-3-1	0-0-0-0	5-1-1-2	1-0-0-0	5-3-4-1	4-0-1-1
USC	Apr 03	4-1-2-1	1-0-1-0	3-1-2-1	5-0-2-2	2-0-0-0	3-1-1-0	4-0-0-0	4-0-1-0	1-0-0-0	5-0-0-0	2-0-1-0	5-2-3-1
USC	Apr 04	4-0-2-0	1-0-0-0	5-0-1-1	3-0-1-2	1-1-0-0	3-0-0-0	1-0-0-0	3-0-0-0	2-1-0-0	2-0-0-0	4-1-1-0	1-0-0-0	4-0-3-0
ORU	Apr 08	4-1-1-0	4-0-1-2	4-0-0-0	3-1-2-1	4-1-2-0	4-1-0-0	1-0-0-0	4-0-1-0	3-2-1-3	3-1-0-0
ORU	Apr 09	4-0-0-1	4-0-1-0	4-1-1-0	3-1-2-0	3-1-2-2	4-0-2-0	2-0-0-1	2-1-1-0	4-1-2-0
ORU	Apr 10	3-2-3-0	4-0-2-0	4-0-2-2	3-0-0-0	2-0-0-0	1-0-0-0	4-1-1-0	4-0-0-0	4-2-2-1	1-0-0-0	4-0-2-1	1-0-0-1
ARIZ	Apr 12	2-1-1-2	2-0-0-0	2-2-1-1	2-0-0-1	4-0-0-0	3-0-1-1	4-1-1-0	1-0-1-1	5-1-3-1	4-2-2-0	4-2-2-1
UCLA	Apr 16	3-1-1-1	1-0-0-0	3-1-1-1	0-0-0-1	..Def..	5-0-2-2	4-1-0-0	2-2-2-2	5-1-1-2	5-2-4-0	4-2-1-1	4-2-2-0
UCLA	Apr 17	3-0-0-1	5-0-0-0	4-0-0-0	4-2-2-0	..Def..	3-0-2-0	4-1-1-0	4-0-2-0	5-1-3-0	4-0-1-2	0-0-0-1
UCLA	Apr 18	1-3-0-0	0-0-0-1	4-1-2-0	2-0-0-0	2-2-1-2	4-0-1-1	3-1-0-1	4-1-2-3	2-1-0-1	1-0-0-1	5-1-1-0	1-0-0-0
WSU	Apr 23	4-3-2-1	4-1-1-2	2-0-0-0	5-3-2-1	5-1-1-0	5-1-3-3	5-1-1-2	1-0-0-0	4-3-2-3	5-2-4-1	2-2-1-2
WSU	Apr 24	2-0-0-0	5-2-2-2	2-0-1-0	4-0-0-0	2-0-1-0	3-0-0-1	5-1-2-1	5-2-2-0	3-0-1-0	4-0-1-1
WSU	Apr 25	5-0-3-0	5-0-2-0	4-0-1-0	4-1-1-0	3-1-1-0	4-1-2-0	5-0-1-1	4-0-1-2	3-1-1-0
WICHITA	Apr 27	4-2-3-3	1-0-0-0	5-1-1-0	3-0-0-0	5-0-2-1	..Def..	4-0-2-2	4-1-2-2	5-3-3-2	1-0-0-0	4-0-0-0	2-3-1-0
WICHITA	Apr 28	3-1-2-1	5-1-2-0	3-0-0-0	4-1-2-0	..Def..	3-0-1-1	5-0-2-0	5-1-2-1	..Def..	4-0-1-0	5-0-0-0
NMSU	May 03	1-3-1-2	3-0-1-2	4-2-2-0	1-1-1-0	4-1-2-5	1-0-0-0	3-2-2-4	6-3-4-1	1-1-1-0	5-2-2-1	5-0-0-0	1-0-0-0	4-4-2-1
NMSU	May 04	2-1-1-1	4-1-1-0	1-0-0-0	3-1-1-0	3-1-1-2	3-0-1-0	3-1-0-0	4-0-1-1	2-0-0-1	3-1-1-1
OSU	May 14	5-1-1-0	0-1-0-0	5-1-2-4	1-1-0-0	4-1-1-1	4-0-1-0	5-0-2-0	3-3-1-0	2-0-0-0	3-1-3-1	4-0-1-1
OSU	May 15	3-0-1-0	1-0-0-0	4-0-1-0Def..	2-0-0-0	2-0-0-1	4-0-1-2	3-0-1-0	2-1-0-0	4-1-1-0	4-1-1-0
OSU	May 16	4-1-1-0	2-1-1-0	3-0-1-1	2-2-0-0	3-2-1-1	5-0-0-0	4-0-2-2	1-0-1-1	1-0-1-1	5-2-2-2
UNM	May 18	2-2-2-2	3-1-2-1	2-2-2-0	3-3-1-1	4-1-2-6	2-1-2-1	5-2-3-2	2-1-2-0	5-3-2-2	4-2-2-3	6-3-3-2	4-1-1-0	2-0-0-0	2-0-1-0	7-0-1-0
NMSU	May 19	5-2-3-0	5-2-2-3	5-0-1-2	4-2-1-0	3-0-1-2	3-2-0-0	5-1-3-0	4-2-1-3	4-1-2-0
ARIZ	May 21	4-1-2-2	5-2-2-0	3-0-2-0	3-0-0-0	..Def..	5-1-1-2	4-1-2-0	5-3-3-0	5-0-0-0	4-0-0-2
ARIZ	May 22	4-1-2-4	4-2-3-2	4-0-0-0	2-0-0-1	..Def..	4-0-0-0	4-1-2-0	4-1-2-0	3-0-0-0	4-2-2-0
ARIZ	May 23	4-0-2-1	2-0-0-0	5-1-3-0	2-1-1-0	2-0-0-0	3-0-1-0	4-0-2-0	4-3-3-4	2-0-1-0	4-2-0-0	3-0-2-1	2-0-0-0	3-0-2-1
STAN	May 28	4-0-0-0	3-0-0-0	3-0-0-0	3-0-1-0	4-0-2-0	3-0-0-0	3-0-0-0	3-0-0-0	3-0-0-0
STAN	May 29	3-1-2-1	1-0-0-0	3-0-1-0	2-0-0-0	2-0-0-0	3-0-0-0	1-0-0-1	4-1-1-0	2-0-1-0	5-0-0-0	3-1-0-0	2-0-1-1
STAN	May 30	6-2-2-3	2-0-0-0	4-3-1-1	2-1-2-1	1-0-0-0	4-1-1-1	4-3-2-4	4-0-1-2	5-2-2-0	5-0-2-1	3-3-1-0



Sun Devil Baseball 2004 -- Game by Game Statistics




IP-H-R-ER-BB-SO Breakdown for Arizona State (as of May 30, 2004)

Opponent	Date	#21 ANDES	#45 AVERILL	#41 BLAKE	#49 BORDES	#40 BRESNEHAN	#26 CASSA	#47 MAROTZ
Florida State	Feb 06
Florida State	Feb 07	5.0- 4- 1- 1- 3- 3	0.2- 4- 6- 6- 3- 2*	0.2- 0- 0- 0- 0- 0	2.0- 1- 1- 1- 1- 2	0.2- 2- 1- 1- 1- 0
Florida State	Feb 08	2.1- 1- 0- 0- 2- 4	0.0- 1- 3- 3- 3- 0
CS Northridge	Feb 13	2.2- 0- 0- 0- 0- 3
Utah	Feb 14	2.0- 1- 0- 0- 0- 3
Oklahoma	Feb 15	1.1- 1- 1- 1- 1- 1	2.0- 3- 2- 2- 1- 3	0.1- 0- 0- 0- 0- 1	5.1- 5- 3- 3- 1- 2*
Gonzaga	Feb 16	2.0- 5- 7- 5- 2- 2*	5.0- 4- 0- 0- 1- 7
Lamar	Feb 20	2.2- 1- 0- 0- 0- 0
Memphis	Feb 21	3.0- 1- 0- 0- 0- 0	6.0- 1- 0- 0- 2- 9*
Rice	Feb 22
Arizona	Feb 24	6.0- 3- 0- 0- 3- 10*	3.0- 0- 0- 0- 1- 5
Connecticut	Feb 27	1.0- 1- 1- 1- 3- 2	1.0- 1- 0- 0- 1- 0	1.1- 1- 0- 0- 1- 1
Connecticut	Feb 28	1.0- 0- 0- 0- 1- 1	4.0- 2- 2- 0- 4- 5	4.0- 5- 3- 1- 3- 4*
Connecticut	Feb 29	2.0- 0- 0- 0- 1- 2	1.0- 6- 4- 4- 0- 0	1.0- 3- 3- 3- 0- 2
East Carolina	Mar 05	0.2- 1- 0- 0- 0- 0	2.0- 4- 3- 3- 0- 2	1.0- 0- 0- 0- 0- 1
East Carolina	Mar 06	2.0- 1- 0- 0- 0- 2
East Carolina	Mar 07	1.2- 2- 1- 1- 1- 2	0.2- 2- 2- 2- 0- 0	3.1- 4- 2- 2- 0- 2	0.1- 0- 0- 0- 0- 0
Tulane	Mar 12	4.2- 0- 0- 0- 0- 4
Tulane	Mar 13	2.2- 1- 0- 0- 1- 1	0.2- 3- 2- 2- 0- 0
Tulane	Mar 14	2.1- 2- 1- 1- 1- 1	4.1- 3- 0- 0- 3- 6*	2.0- 1- 0- 0- 0- 2
Oklahoma State	Mar 16	3.0- 2- 0- 0- 0- 2	1.2- 2- 0- 0- 0- 1	4.1- 4- 2- 0- 2- 4*
Oklahoma State	Mar 17	3.0- 4- 2- 2- 1- 1	3.0- 3- 1- 1- 1- 2
California	Mar 19	1.1- 3- 2- 2- 0- 1	2.2- 5- 5- 5- 0- 2	2.0- 1- 0- 0- 1- 1
California	Mar 20	4.1- 2- 0- 0- 3- 4	2.1- 6- 4- 4- 1- 1	0.1- 1- 3- 2- 2- 0	0.1- 1- 2- 1- 1- 0
California	Mar 21	2.0- 6- 2- 2- 0- 0
Washington	Mar 26	4.2- 8- 6- 6- 2- 3
Washington	Mar 27	3.0- 1- 0- 0- 0- 3	6.0- 4- 4- 4- 5- 6*
Washington	Mar 28	0.1- 1- 2- 2- 0- 0	2.2- 4- 4- 3- 0- 2	2.0- 0- 0- 0- 1- 0
USC	Apr 02	0.2- 1- 0- 0- 0- 0
USC	Apr 03	0.0- 2- 2- 1- 1- 0	2.2- 4- 3- 3- 1- 0	1.1- 2- 1- 1- 3- 1*	1.2- 2- 2- 2- 2- 0
USC	Apr 04	0.1- 4- 3- 3- 0- 0	2.0- 3- 0- 0- 0- 2	2.2- 3- 2- 2- 1- 3
Oral Roberts	Apr 08	0.0- 0- 0- 0- 2- 0	3.1- 8- 2- 2- 0- 2*	0.0- 0- 1- 0- 0- 0	1.1- 3- 6- 3- 4- 2	1.2- 1- 0- 0- 0- 2	0.2- 0- 0- 0- 0- 0
Oral Roberts	Apr 09
Oral Roberts	Apr 10	1.2- 4- 2- 2- 1- 2	2.1- 1- 0- 0- 1- 4
Arizona	Apr 12	3.2- 4- 1- 1- 2- 4	2.0- 5- 4- 4- 3- 1*	1.2- 0- 0- 0- 0- 3
UCLA	Apr 16	0.2- 2- 3- 3- 4- 1	1.1- 0- 0- 0- 0- 2
UCLA	Apr 17	3.2- 0- 0- 0- 0- 2
UCLA	Apr 18	0.1- 1- 0- 0- 0- 1	0.2- 0- 3- 3- 4- 2	1.0- 1- 1- 1- 0- 1	1.1- 3- 4- 4- 1- 1	1.2- 1- 1- 1- 3- 2*
Washington State	Apr 23
Washington State	Apr 24
Washington State	Apr 25	5.1- 5- 5- 3- 3- 2*	0.2- 1- 3- 3- 3- 1	2.0- 1- 0- 0- 0- 2
Wichita State	Apr 27	1.1- 2- 1- 1- 0- 1	2.0- 0- 0- 0- 0- 1	0.2- 1- 0- 0- 0- 0	2.2- 1- 0- 0- 3- 4	0.0- 2- 4- 4- 2- 0	0.1- 1- 3- 2- 2- 0*
Wichita State	Apr 28
New Mexico State	May 03	4.0- 2- 1- 1- 1- 3
New Mexico State	May 04	1.2- 0- 0- 0- 0- 4	0.1- 3- 1- 1- 0- 0	1.0- 2- 1- 1- 1- 2	1.0- 0- 0- 0- 0- 1
Oregon State	May 14	2.0- 1- 0- 0- 1- 3
Oregon State	May 15
Oregon State	May 16	1.0- 2- 1- 1- 1- 1	1.1- 0- 0- 0- 0- 3	5.0- 4- 2- 1- 2- 4*	1.2- 4- 1- 1- 0- 0
New Mexico	May 18	0.2- 0- 0- 0- 0- 1	6.1- 10- 3- 3- 2- 6*
New Mexico State	May 19	2.2- 2- 1- 1- 2- 3	2.2- 2- 1- 1- 1- 2	3.2- 7- 3- 3- 2- 5*
Arizona	May 21	4.0- 2- 1- 1- 3- 3
Arizona	May 22
Arizona	May 23	0.0- 3- 2- 2- 1- 0	2.1- 2- 0- 0- 2- 1	1.0- 0- 0- 0- 1- 2	0.1- 3- 6- 6- 4- 0*	0.2- 1- 0- 0- 0- 1	1.2- 2- 2- 2- 3- 0	0.1- 1- 0- 0- 0- 1
Stanford	May 28	4.0- 2- 0- 0- 1- 2
Stanford	May 29	3.1- 5- 5- 5- 1- 2	2.1- 2- 0- 0- 2- 2
Stanford	May 30	1.0- 1- 0- 0- 2- 0	0.2- 0- 0- 0- 1- 0	0.1- 4- 4- 4- 1- 0*	0.1- 0- 0- 0- 2- 0	1.0- 1- 1- 1- 1- 1



Sun Devil Baseball 2004 -- Game by Game Statistics




IP-H-R-ER-BB-SO Breakdown for Arizona State (as of May 30, 2004)

Opponent	Date	#35 MOUSSER	#34 URQUIDEZ	#50 WEBB	#37 ZINICOLA
Florida State	Feb 06	7.0- 3- 1- 1- 1- 3*	2.0- 1- 0- 0- 1- 2
Florida State	Feb 07
Florida State	Feb 08	5.0- 6- 1- 1- 3- 9*
CS Northridge	Feb 13	6.1- 4- 3- 1- 1- 6*
Utah	Feb 14	6.0- 3- 0- 0- 2- 7*	1.0- 1- 0- 0- 1- 1
Oklahoma	Feb 15
Gonzaga	Feb 16	2.0- 2- 0- 0- 0- 4
Lamar	Feb 20	4.1- 6- 3- 3- 1- 3*	1.0- 2- 2- 2- 1- 1
Memphis	Feb 21
Rice	Feb 22	9.0- 3- 1- 1- 2- 7*
Arizona	Feb 24
Connecticut	Feb 27	5.0- 0- 0- 0- 3- 2*	0.2- 0- 1- 1- 3- 2
Connecticut	Feb 28
Connecticut	Feb 29	3.0- 3- 1- 1- 1- 1*	2.0- 4- 3- 2- 2- 2
East Carolina	Mar 05	5.1- 5- 3- 3- 5- 1*
East Carolina	Mar 06	7.0- 5- 4- 3- 3- 4*
East Carolina	Mar 07	3.0- 1- 0- 0- 1- 3*
Tulane	Mar 12	4.1- 9- 5- 3- 1- 3*
Tulane	Mar 13	5.2- 4- 1- 1- 5- 5*
Tulane	Mar 14	0.1- 0- 0- 0- 0- 0
Oklahoma State	Mar 16
Oklahoma State	Mar 17	1.0- 1- 0- 0- 0- 0	2.0- 4- 3- 3- 2- 2*
California	Mar 19	3.0- 4- 2- 2- 2- 1*
California	Mar 20	1.1- 4- 3- 3- 2- 0*	0.1- 5- 8- 1- 2- 0
California	Mar 21	7.0- 6- 2- 2- 1- 5*
Washington	Mar 26	4.1- 5- 5- 3- 4- 6*
Washington	Mar 27
Washington	Mar 28	4.0- 3- 2- 1- 1- 3*
USC	Apr 02	8.1- 7- 3- 3- 6- 7*
USC	Apr 03	0.0- 0- 1- 1- 0- 0	3.1- 4- 5- 5- 1- 2
USC	Apr 04	4.0- 5- 5- 5- 0- 2*
Oral Roberts	Apr 08	0.0- 1- 0- 0- 1- 0	2.0- 1- 0- 0- 0- 0
Oral Roberts	Apr 09	7.0- 5- 1- 1- 2- 6*	2.0- 1- 0- 0- 1- 2
Oral Roberts	Apr 10	5.0- 6- 4- 3- 3- 3*
Arizona	Apr 12	1.2- 2- 0- 0- 0- 5
UCLA	Apr 16	7.0- 5- 1- 1- 2- 2*
UCLA	Apr 17	4.0- 8- 3- 3- 0- 2*	1.1- 0- 0- 0- 0- 2
UCLA	Apr 18	3.0- 5- 2- 2- 0- 3
Washington State	Apr 23	9.0- 9- 5- 5- 3- 0*
Washington State	Apr 24	6.1- 7- 2- 2- 1- 4*	2.2- 1- 0- 0- 0- 3
Washington State	Apr 25
Wichita State	Apr 27	1.0- 1- 1- 1- 2- 1	1.0- 2- 0- 0- 0- 1
Wichita State	Apr 28	6.1- 2- 1- 0- 4- 5*	1.1- 3- 2- 2- 1- 2	1.1- 1- 0- 0- 0- 1
New Mexico State	May 03	5.0- 2- 1- 1- 2- 7*
New Mexico State	May 04	4.0- 5- 0- 0- 2- 1*	1.0- 1- 0- 0- 0- 0
Oregon State	May 14	5.0- 4- 3- 3- 5- 3*	2.0- 0- 0- 0- 1- 4
Oregon State	May 15	8.1- 9- 1- 1- 2- 12*	0.2- 1- 0- 0- 0- 1
Oregon State	May 16
New Mexico	May 18	2.0- 2- 1- 1- 1- 4
New Mexico State	May 19
Arizona	May 21	5.0- 3- 2- 2- 5- 5*
Arizona	May 22	7.1- 3- 2- 2- 4- 9*	1.2- 1- 0- 0- 2- 1
Arizona	May 23	0.2- 2- 3- 3- 1- 1
Stanford	May 28	4.0- 7- 5- 5- 3- 1*
Stanford	May 29	2.1- 6- 5- 5- 2- 1*
Stanford	May 30	1.0- 0- 0- 0- 2- 0	4.2- 2- 0- 0- 2- 4



Sun Devil Baseball 2004 -- Career/Season Statistics



	SEASON													CAREER													
Player	AVG	GP-GS	AB	R	H	2B	3B	HR	RBI	BB	HBP	SO	SB-ATT	AVG	GP-GS	AB	R	H	2B	3B	HR	RBI	BB	HBP	SO	SB-ATT	
2 Dustin Pedroia...	.395	56-56	233	76	92	24	1	9	48	45	7	13	8-13	.384	182-182	766	210	294	71	6	14	145	105	18	45	16-29	
15 Josh Asanovich...	.372	46-38	137	39	51	9	2	5	40	19	10	13	4-6	.372	46-38	137	39	51	9	2	5	40	19	10	13	4-6	
4 Travis Buck.....	.365	56-56	211	61	77	16	1	9	56	41	11	33	12-15	.344	122-121	450	120	155	29	4	13	102	76	22	61	24-29	
39 Tuffy Gosewisch..	.346	56-55	188	36	65	14	1	2	46	29	6	34	0-2	.321	145-112	371	83	119	23	1	4	89	55	15	65	2-4	
20 Nick Walsh.....	.333	48-41	141	30	47	7	0	0	22	20	7	13	6-11	.306	189-102	415	112	127	19	1	1	69	93	27	48	15-26	
10 Joe Persichina...	.326	50-39	138	26	45	7	1	1	22	20	5	16	3-4	.326	50-39	138	26	45	7	1	1	22	20	5	16	3-4	
32 Chris Cook.....	.312	40-20	93	21	29	7	0	5	21	9	2	36	1-1	.312	40-20	93	21	29	7	0	5	21	9	2	36	1-1	
11 Jeff Larish.....	.308	54-54	224	45	69	17	0	7	49	35	1	46	3-7	.338	153-151	586	156	198	39	5	28	168	142	7	107	6-13	
9 Colin Curtis.....	.294	54-54	180	36	53	11	0	5	36	38	5	38	11-13	.294	54-54	180	36	53	11	0	5	36	38	5	38	11-13	
37 Zechry Zinicola..	.280	31-25	100	20	28	8	0	3	26	12	1	22	0-0	.280	44-29	100	20	28	8	0	3	26	12	1	22	0-0	
16 Nick Cadena.....	.260	34-11	73	13	19	3	0	3	12	3	2	15	1-1	.256	77-30	172	29	44	6	0	9	41	11	3	39	2-2	
6 Seth Dhaenens....	.258	42-25	89	26	23	3	0	0	7	23	0	20	3-7	.258	42-25	89	26	23	3	0	0	7	23	0	20	3-7	

17 Ryan McKenna.....	.333	27-5	42	9	14	2	1	1	9	4	0	9	1-1	.287	96-35	174	37	50	6	2	2	32	29	4	36	5-7	
19 Joel Bocchi.....	.290	31-14	62	10	18	3	0	0	13	13	9	15	0-0	.291	91-44	175	30	51	11	1	2	37	30	14	43	1-1	
60 G. Schoenberger..	.000	8-0	7	0	0	0	0	0	0	0	0	2	0-0	.067	17-0	15	0	1	0	0	0	0	0	0	5	0-0	
50 Travis Webb.....	.000	1-0	1	0	0	0	0	0	0	0	0	1	0-0	.000	10-0	1	0	0	0	0	0	0	0	0	1	0-0	
51 Joe Cosentino....	.000	1-0	1	0	0	0	0	0	0	0	0	0	0-0	.000	1-0	1	0	0	0	0	0	0	0	0	0	0-0	
26 Pat Cassa.....	.000	3-0	1	0	0	0	0	0	0	0	0	0	0-0	.000	24-5	1	0	0	0	0	0	0	0	0	0	0-0	
49 Brett Bordes.....	.000	1-0	0	1	0	0	0	0	0	0	0	0	0-0	.000	41-8	0	2	0	0	0	0	0	0	0	0	0-0	
Totals.....	.326	56-56	1955	454	637	132	7	50	411	316	67	336	53-82														
Opponents.....	.263	56-56	1883	296	495	69	11	44	275	264	49	426	46-64														

(All games Sorted by Earned run avg)

Player	ERA	W-L	APP	GS	CG	SHO/CBO	SV	IP	H	R	ER	BB	SO	ERA	W-L	APP	GS	CG	SHO/CBO	SV	IP	H	R	ER	BB	SO
34 Jason Urquidez...	3.31	11-3	18	16	1	0/1	0	92.1	84	37	34	44	90	3.31	11-3	18	16	1	0/1	0	92.1	84	37	34	44	90
37 Zechry Zinicola..	3.46	4-2	23	4	0	0/0	7	52.0	47	22	20	17	52	3.46	4-2	23	4	0	0/0	7	52.0	47	22	20	17	52
35 Jeff Mousser.....	3.93	6-4	16	16	1	0/0	0	84.2	77	43	37	41	41	3.93	6-4	16	16	1	0/0	0	84.2	77	43	37	41	41
40 Pat Bresnehan....	4.79	3-2	23	1	0	0/1	5	41.1	41	28	22	27	45	4.79	3-2	23	1	0	0/1	5	41.1	41	28	22	27	45
45 Erik Averill.....	4.92	4-2	24	3	0	0/0	2	67.2	66	41	37	23	48	4.22	12-4	44	18	0	0/3	2	153.2	153	82	72	42	109
26 Pat Cassa.....	5.48	3-1	21	5	0	0/1	1	47.2	53	34	29	25	38	5.48	3-1	21	5	0	0/1	1	47.2	53	34	29	25	38

21 Quentin Andes....	4.91	5-1	20	0	0	0/0	2	29.1	32	17	16	18	27	4.91	5-1	20	0	0	0/0	2	29.1	32	17	16	18	27
47 Ty Marotz.....	5.32	0-0	16	3	0	0/1	0	22.0	24	15	13	13	25	5.32	0-0	16	3	0	0/1	0	22.0	24	15	13	13	25
41 Josh Blake.....	5.40	1-0	13	0	0	0/1	1	20.0	22	15	12	15	15	5.40	1-0	13	0	0	0/1	1	20.0	22	15	12	15	15
50 Travis Webb.....	5.68	0-0	9	0	0	0/1	0	6.1	10	11	4	10	7	5.68	0-0	9	0	0	0/1	0	6.1	10	11	4	10	7
49 Brett Bordes.....	8.55	3-1	13	8	0	0/1	1	33.2	39	33	32	31	38	6.13	4-2	40	8	0	0/3	1	61.2	60	45	42	59	65
Totals.....	4.60	40-16	56	56	2	3/3	19	497.0	495	296	254	264	426													
Opponents.....	7.31	16-40	56	56	0	2/2	6	476.1	637	454	387	316	336													



Sun Devil Baseball 2004

Position Players 2004 Single Game and Career Highs

#2 Dustin Pedroia, SS (Woodland, Calif.)

Category	2004 Best	Career Best (last)
At Bats	6 - 3x (UNM; 5/18)	7 (UCLA; 4/18/03)
Runs	3 - 9x (ARIZ; 5/21)	4 (WASH; 5/18/03)
Hits	4 - 3x (UCLA; 4/16)	4 - 6x (UCLA; 4/16/04)
RBI	5 (TUL; 3/13)	Same
BB	3 - 2x (UCLA; 4/18)	3 - 3x (UCLA; 4/18/04)
SB	1 - 7x (ARIZ; 5/21)	1 - 15x (ARIZ; 5/21/04)
2B	4 (GU; 2/16)	Same
HR	2 (WST; 4/27)	Same
Hit Streak	10 games	22 games

#4 Travis Buck, OF (Richland, Wash.)

Category	2004 Best	Career Best (last)
At Bats	6 (OKST; 3/17)	7 (BYU; 2/7/03)
Runs	4 (Cal; 3/21)	Same
Hits	5 (UConn; 2/29)	5 - 2x (2/29/04)
RBI	8 (UConn; 2/29)	Same
BB	3 (FSU; 2/8)	Same
SB	1 - 11x (ARIZ; 5/21)	2 - 2x (SUU; 2/7/03)
2B	4 (UConn; 2/28)	Same
HR	1 - 9x (ARIZ; 5/22)	1 - 12x (ARIZ; 5/22/04)
Hit Streak	16 games	16 games

#6 Seth Dhaenens, INF (Chandler, Ariz.)

Category	2004 Best	Career Best (last)
At Bats	5 - 3x (UNM; 5/18)	Same
Runs	4 (UConn; 2/29)	Same
Hits	3 (UNM; 5/18)	Same
RBI	2 (UNM; 5/18)	Same
BB	3 - 2x (WASH; 3/28)	Same
SB	1 - 3x (NMSU; 5/19)	Same
2B	1 - 3x (NMSU; 5/19)	Same
HR	None	None
Hit Streak	6 games	Same

#9 Colin Curtis, OF (Issaquah, Wash.)

Category	2004 Best	Career Best (last)
At Bats	5 - 3x (WST; 4/27)	Same
Runs	3 - 2x (CSUN; 2/13)	Same
Hits	3 - 3x (Cal; 3/21)	Same
RBI	5 (NMSU; 5/3)	Same
BB	3 (UConn; 2/28)	Same
SB	2 (LU; 2/20)	Same
2B	2 (Cal; 3/21)	Same
HR	1 - 5x (NMSU; 5/3)	Same
Hit Streak	9 games	Same

#10 Joe Persichina, INF (Rollings Hills Estates, Calif.)

Category	2004 Best	Career Best (last)
At Bats	5 - 2x (NMSU; 5/3)	Same
Runs	3 (ECU; 3/7)	Same
Hits	4 (WSU; 4/23)	Same
RBI	3 (ORU; 4/8)	Same
BB	2 - 2x (ECU; 3/7)	Same
SB	1 - 3x (NMSU; 5/4)	Same
2B	2 (ECU; 3/7)	Same
3B	1 (ORU; 4/8)	Same
HR	1 (MEM; 2/21)	Same
Hit Streak	3 games	Same

#11 Jeff Larish, OF (Tempe, Ariz.)

Category	2004 Best	Career Best (last)
At Bats	6 - 2x (NMSU; 5/3)	6 - 6x (NMSU; 5/3/04)
Runs	3 - 4x (STAN; 5/30)	4 (PORT; 5/15/02)
Hits	4 (NMSU; 5/3)	4 - 4x (NMSU; 5/3/04)
RBI	4 - 4x (STAN; 5/30)	9 (SDSU; 1/26/03)
BB	3 (FSU; 2/8)	4 (WSU; 4/27/03)
SB	1 - 3x (NMSU; 5/4)	1 - 6x (NMSU; 5/4/04)
2B	2 (OKST; 3/17)	4 (ARIZ; 5/25/03)
HR	2 (ARIZ; 5/23)	2 - 2x (ARIZ; 5/23/04)
Hit Streak	13 games	17 games

#15 Josh Asanovich, INF (Gold Canyon, Ariz.)

Category	2004 Best	Career Best (last)
At Bats	6 (STAN; 5/30)	Same
Runs	4 (UConn; 2/29)	Same
Hits	3 - 3x (WST; 4/27)	Same
RBI	4 - 2x (ARIZ; 5/22)	Same
BB	3 - 2x (NMSU; 5/3)	Same
SB	2 (Arizona; 4/12)	Same
2B	2 (UConn; 2/29)	Same
HR	1 - 5x (STAN; 5/30)	Same
Hit Streak	12 games	Same

#16 Nick Cadena, OF (Glendale, Ariz.)

Category	2004 Best	Career Best (last)
At Bats	6 (UConn; 2/29)	6 - 2x (UConn; 2/29/04)
Runs	3 (UNM; 5/18)	3 - 3x (UNM; 5/18/04)
Hits	3 - 2x (TUL; 3/13)	3 - 5x (TUL; 3/13/04)
RBI	2 - 2x (USC; 4/4)	5 (USC; 5/19/02)
BB	1 - 2x (UNM; 5/18)	1 - 8x (UNM; 5/18/04)
SB	1 (FSU; 2/8)	1 - 2x (FSU; 2/8/04)
2B	1 (USC; 4/3)	1 - 3x (UHH; 1/19/03)
HR	1 - 3x (UNM; 5/18)	2 - 2x (USC; 5/19/02)
Hit Streak	2 games	4 games

#17 Ryan McKenna, OF (Elgin, Ill.)

Category	2004 Best	Career Best (last)
At Bats	5 (NMSU; 5/19)	6 (Tenn; 5/2/01)
Runs	2 - 2x (UNM; 5/18)	3 (UCLA; 4/14/02)
Hits	3 (NMSU; 5/19)	Same
RBI	3 - 2x (UNM; 5/18)	3 - 3x (UNM; 5/18/04)
BB	1 - 2x	2 - 2x (Nevada; 5/16/01)
SB	None	1 - 3x (OKST; 3/10/02)
2B	1 (FSU; 2/7)	1 - 5x (FSU; 2/7/04)
HR	1 (UNM; 5/18)	1 - 2x (UNM; 5/18/04)
Hit Streak	7 games	7 games

#19 Joel Bocchi, C/DH (Phoenix, Ariz.)

Category	2004 Best	Career Best (last)
At Bats	4 - 5x (Cal; 3/21)	5 (UHH; 1/17/03)
Runs	2 - 3x (OKST; 3/17)	2 - 3x (OKST; 3/17/04)
Hits	2 - 4x (UNM; 5/18)	4 (UHH; 1/17/03)
RBI	3 (Cal; 3/21)	3 - 4x (Cal; 3/21/04)
BB	2 - 2x (ECU; 3/7)	Same
SB	None	1 (UHH; 1/17/03)
2B	1 - 3x (Cal; 3/21)	1 - 7x (Cal; 3/21)
HR	None	1 - 2x (BYU; 2/8/03)
Hit Streak	6 games	6 games



Sun Devil Baseball 2004

Position Players/Pitchers Single-Game and Career Highs

#20 Nick Walsh, 2B/UTL (Alamo, Calif.)

Category	2004 Best	Career Best (last)
At Bats	5 (USC; 4/2)	6 - 2x (OSU; 5/14/03)
Runs	3 - 2x (STAN; 5/30)	5 (WSU; 4/27/03)
Hits	4 (USC; 4/2)	6 (WSU; 4/27/03)
RBI	3 (ECU; 3/7)	7 (WSU; 4/27/03)
BB	2 (ORU; 4/8)	4 (UCLA; 5/19/01)
SB	1 - 4x (WSU; 4/23)	1 - 14x (4/23/04)
2B	1 - 7x (OSU; 5/16)	3 (WSU; 4/27/03)
HR	None	1 (WSU; 4/13/01)
Hit Streak	8 games	8 games

#27 Taylor Holiday, UTL (Laguna Niguel, Calif.)

Category	2004 Best	Career Best (last)
At Bats	---	None
Runs	---	None
Hits	---	None
RBI	---	None
BB	---	None
SB	---	None
2B	---	None
HR	---	None
Hit Streak	---	None

#32 Chris Cook, 1B (Mesa, Ariz.)

Category	2004 Best	Career Best (last)
At Bats	5 (WSU; 4/23)	Same
Runs	2 - 2x (OKST; 3/17)	Same
Hits	4 (UConn; 2/27)	Same
RBI	6 (UNM; 5/18)	Same
BB	2 - 2x (ARIZ; 5/21)	Same
SB	1 (UConn; 2/29)	Same
2B	2 (UConn; 2/27)	Same
HR	1 - 5x (NMSU; 5/19)	Same
Hit Streak	5 games	Same

#37 Zechry Zinicola, DH (San Bernadino, Calif.)

Category	2004 Best	Career Best (last)
At Bats	7 (UNM; 5/18)	Same
Runs	4 (NMSU; 5/3)	Same
Hits	2 - 6x (ARIZ; 5/22)	Same
RBI	3 (UConn; 2/29)	Same
BB	3 (WST; 4/27)	Same
SB	None	None
2B	2 (NMSU; 5/3)	None
HR	1 - 3x (OSU; 5/16)	Same
Hit Streak	6 games	Same

#39 Tuffy Gosewisch, C (Scottsdale, Ariz.)

Category	2004 Best	Career Best (last)
At Bats	5 - 2x (WSU; 4/23)	5 - 5x (WSU; 4/23/04)
Runs	3 (UConn; 2/29)	Same
Hits	3 - 2x (ECU; 3/7)	3 - 4x (ECU; 3/7/04)
RBI	4 (NMSU; 5/3)	Same
BB	2 - 4x (NMSU; 5/3)	2 - 7x (NMSU; 5/3/04)
SB	None	1 - 2x (OKLA; 4/30/03)
2B	2 (FSU; 2/6)	2 - 2x (FSU; 2/6/04)
HR	1 - 2x (ORU; 4/9)	1 - 4x (ORU; 4/9/04)
Hit Streak	6 games	8 games

#21 Quentin Andes, RHP (Albuquerque, N.M.)

Category	2004 Best	Career Best (last)
Innings	4.0 (Stanford; 5/28)	Same
Runs Allowed	3 (USC; 4/4)	Same
ER Allowed	3 (USC; 4/4)	Same
K's	4 - 2x (NMSU; 5/4)	Same
BB	3 (UConn; 2/27)	Same
Hits Allowed	4 (USC; 4/4)	Same
WP	1 - 2x (Stanford; 5/28)	None
HBP	1 - 5x (Stanford; 5/28)	Same
Pitches	51 (Stanford; 5/28)	Same

#26 Pat Cassa, LHP (Cypress, Calif.)

Category	2004 Best	Career Best (last)
Innings	6.1 (UNM; 5/18)	Same
Runs Allowed	4 (WST; 4/27)	Same
ER Allowed	4 (WST; 4/27)	Same
K's	9 (Memphis; 2/21)	Same
BB	3 (UConn; 2/28)	Same
Hits Allowed	10 (UNM; 5/18)	Same
WP	1 (UNM; 5/18)	None
HBP	1 (STAN; 5/30)	Same
Pitches	119 (UNM; 5/18)	Same

#34 Jason Urquidez, RHP (Simi Valley, Calif.)

Category	2004 Best	Career Best (last)
Innings	9.0 (Rice; 2/22)	Same
Runs Allowed	5 - 2x (STAN; 5/29)	Same
ER Allowed	5 (STAN; 5/29)	Same
K's	12 (OSU; 5/15)	Same
BB	6 (USC; 4/2)	Same
Hits Allowed	9 (OSU; 5/15)	Same
WP	1 - 2x (ORU; 4/9)	Same
HBP	2 (WSU; 4/24)	Same
Pitches	141 (USC; 4/2)	Same

#35 Jeff Mouser, RHP (Tempe, Ariz.)

Category	2004 Best	Career Best (last)
Innings	9.0 (WSU; 4/23)	9.0 - 3x (WSU; 4/23/04)
Runs Allowed	5 - 3x (Stanford; 5/28)	13 - 2x (UNM; 3/13/03)
ER Allowed	5 - 2x (Stanford; 5/28)	13 (UNM; 3/13/03)
K's	6 (CSUN; 2/13)	10 - 2x (AFA; 4/25/02)
BB	5 - 2x (ARIZ; 5/21)	5 - 4x (ARIZ; 5/21/04)
Hits Allowed	9 (TUL; 3/12)	13 - 3x (SDSU; 5/8/03)
WP	1 - 2x (ARIZ; 5/21)	2 (WSU; 2/27/03)
HBP	3 (USC; 4/4)	5 (UNM; 3/13/03)
Pitches	126 (WSU; 4/23)	N/A

*includes career at BYU (2001-03)

#37 Zechry Zinicola, RHP (San Bernadino, Calif.)

Category	2004 Best	Career Best (last)
Innings	7.0 (Cal; 3/21)	Same
Runs Allowed	5 (USC; 4/3)	Same
ER Allowed	5 (USC; 4/3)	Same
K's	5 - 2x (ARIZ; 4/12)	Same
BB	2 - 2x (OKST; 3/17)	Same
Hits Allowed	6 (Cal; 3/21)	Same
WP	1 - 4x (ARIZ; 5/23)	Same
HBP	1 - 4x (ARIZ; 5/23)	Same
Pitches	103 (Cal; 3/21)	Same



Sun Devil Baseball 2004

Pitchers Single-Game Career and 2004 Highs

#38 Ladd Hall, RHP (Hereford, Ariz.)

Category	2004 Best	Career Best (last)
Innings	---	None
Runs Allowed	---	None
ER Allowed	---	None
K's	---	None
BB	---	None
Hits Allowed	---	None
WP	---	None
HBP	---	None
Pitches	---	None

#40 Pat Bresnehan, RHP (Sherborn, Mass.)

Category	2004 Best	Career Best (last)
Innings	5.0 (Gonzaga; 2/16)	Same
Runs Allowed	6 (ORU; 4/8)	Same
ER Allowed	3 - 4x (WSU; 4/25)	Same
K's	7 (Gonzaga; 2/16)	Same
BB	4 - 2x (ORU; 4/8)	Same
Hits Allowed	6 (Cal; 3/21)	Same
WP	1 - 3x (ARIZ; 4/12)	Same
HBP	1 - 4x (USC; 4/4)	Same
Pitches	81 (Gonzaga; 2/16)	Same

#41 Josh Blake, LHP (Overland Park, Kan.)

Category	2004 Best	Career Best (last)
Innings	4.1 (Cal; 3/20)	Same
Runs Allowed	4 (UConn; 2/29)	Same
ER Allowed	4 (UConn; 2/29)	Same
K's	4 - 2x (Cal; 3/20)	Same
BB	4 (UCLA; 4/16)	Same
Hits Allowed	6 (UConn; 2/29)	Same
WP	1 (UConn; 2/29)	Same
HBP	1 - 2x (OKST; 3/17)	Same
Pitches	76 (Cal; 3/20)	Same

#45 Erik Averill, LHP (Orange, Calif.)

Category	2004 Best	Career Best (last)
Innings	5.0 (FSU; 2/7)	7.1 (UHH; 1/18/03)
Runs Allowed	7 (Gonzaga; 2/16)	Same
ER Allowed	6 (WASH; 3/26)	Same
K's	4 (TUL; 3/12)	8 (CSF; 6/6/03)
BB	3 (FSU; 2/7)	3 - 2x (FSU; 2/7/04)
Hits Allowed	8 - 2x (ORU; 4/8)	10 (CAL; 4/11/03)
WP	2 (STAN; 5/29)	Same
HBP	2 (WSU; 4/25)	4 (USC; 3/29/03)
Pitches	90 (FSU; 2/7)	110 (Cal; 4/11/03)

#47 Ty Marotz, RHP (Crystal Lake, Ill.)

Category	2004 Best	Career Best (last)
Innings	3.2 (NMSU; 5/19)	Same
Runs Allowed	3 - 3x (NMSU; 5/19)	Same
ER Allowed	3 (NMSU; 5/19)	Same
K's	5 (NMSU; 5/19)	Same
BB	2 - 2x (NMSU; 5/19)	Same
Hits Allowed	7 (NMSU; 5/19)	Same
WP	1 - 3x (STAN; 5/30)	Same
HBP	None	None
Pitches	75 (NMSU; 5/19)	Same

#49 Brett Bordes, LHP (Mesa, Ariz.)

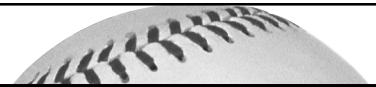
Category	2004 Best	Career Best (last)
Innings	6.0 - 2x (WASH; 3/27)	Same
Runs Allowed	6 - 2x (ARIZ; 5/23)	Same
ER Allowed	6 - 2x (ARIZ; 5/23)	Same
K's	10 (Arizona; 2/24)	Same
BB	5 (WASH; 3/27)	Same
Hits Allowed	6 (Cal; 3/20)	Same
WP	1 - 2x (UCLA; 4/18)	1 - 3x (UCLA; 4/18/04)
HBP	2 (Cal; 3/20)	2 (Cal; 3/20/04)
Pitches	106 (WASH; 3/27)	Same

#50 Travis Webb, LHP (Spokane, Wash.)

Category	2004 Best	Career Best (last)
Innings	2.0 (UNM; 5/18)	Same
Runs Allowed	8 (Cal; 3/20)	Same
ER Allowed	1 - 3x (UNM; 5/18)	Same
K's	4 (UNM; 5/18)	Same
BB	3 (UConn; 2/27)	Same
Hits Allowed	8 (Cal; 3/20)	Same
WP	None	None
HBP	1 (USC; 4/3)	Same
Pitches	41 (UNM; 5/18)	Same



Sun Devil Baseball 2004



Last Time it Happened in Sun Devil Baseball...

(Through 56 Games of 2004 Season)

Hitting Categories:

A SUN DEVIL HIT A GRAND SLAM: Jeff Larish, May 30, 2004 at Stanford (6th inning at Sunken Diamond)
HIT A WALK-OFF HOME RUN: Jeremy West, April 26, 2003 vs. Washington State (2-Run HR in 10th inning)
A SUN DEVIL LED OFF A GAME WITH A HR: Dustin Pedroia, Mar. 13, 2004 vs. #11 Tulane (1-1 count at Packard Stadium)
A SUN DEVIL HIT FOR THE CYCLE: Travis Buck, March 7, 2003 vs. Southern Utah (19-0 win)
THE DEVILS HIT FOR THE CYCLE TO OPEN A GAME: April 27, 2003 vs. Washington State in first inning (HR/2B/1B/3B)
THE DEVILS HIT BACK-TO-BACK HOME RUNS: Steve Garrabrants and Andre Ethier, May 25, 2003 vs. Arizona (7th Inning)
A SUN DEVIL HIT TWO HOME RUNS IN ONE GAME: Jeff Larish, May 23, 2004 at Arizona
A SUN DEVIL HIT THREE HOME RUNS IN A GAME: Jeremy West, April 27, 2003 vs. Washington State
A SUN DEVIL HAD 5 HITS IN A GAME: Travis Buck, Feb. 29, 2004 vs. Connecticut (5-for-5, 8 RBI, HR, 2B)
A SUN DEVIL HAD 6 HITS IN A GAME: Nick Walsh, April 27, 2003 vs. Washington State (6-for-6, 7 RBI, 3 2B)
A SUN DEVIL HAD 7 HITS IN A GAME: Jerry Mantlo, Feb. 6, 1972, vs. Michigan
A SUN DEVIL HAD 3 DOUBLES IN A GAME: Dustin Pedroia, Feb. 16, 2004 vs. Gonzaga
A SUN DEVIL HAD 4 DOUBLES IN A GAME: Travis Buck, Feb. 28 vs. Connecticut (16-5 victory)
A SUN DEVIL HIT 2 TRIPLES IN A GAME: Mel Stocker, May 13, 2000, vs. Washington (Packard Stadium)
A SUN DEVIL HAD 7 RBI IN A GAME: Nick Walsh, April 27, 2003 vs. Washington State
A SUN DEVIL HAD 8 RBI IN A GAME: Travis Buck, Feb. 29, 2004 vs. UConn (5-for-5, HR, 2B)
A SUN DEVIL HAD 9 RBI IN A GAME: Jeremy West, April 27, 2003 vs. Washington State
A SUN DEVIL STOLE 4 BASES IN A GAME: Mel Stocker, Feb. 1, 2001, vs. Southern Utah (Packard Stadium)
A SUN DEVIL STRAIGHT STEAL OF HOME: Colin Curtis, Feb. 20, 2004 vs. Lamar (Reckling Park, Houston, Texas, 8th inning)
A SUN DEVIL STRUCK OUT FOUR OR MORE TIMES IN A GAME: Zechry Zinicola, April 28, 2004 at Wichita State
A SUN DEVIL WALKED FOUR TIMES IN A GAME: Jeremy West, March 15, 2003 vs. Oklahoma (3 intentional)
A SUN DEVIL HITTER STRANDED SIX RUNNERS ON BASE: Andre Ethier (6), February 17, 2003 vs. Gonzaga
A SUN DEVIL RECORDED 13 TOTAL BASES: Jeremy West (14), April 27, 2003 vs. Washington State (3 HR, 2 1B)
A SUN DEVIL HAD TWO SAC BUNTS IN A GAME: Travis Buck, April 23, 2005 at Washington State
A SUN DEVIL SCORED FIVE RUNS IN A GAME: Nick Walsh, April 27, 2003 vs. Washington State
A SUN DEVIL WAS HIT BY PITCHES TWO OR MORE TIMES: Travis Buck (2), April 25, 2003 vs. Washington State
AN OPPONENT HIT TWO HOME RUNS IN ONE GAME: Ryan McCarthy (UCLA), April 18, 2004 at Jackie Robinson Stadium

Pitching Categories:

A SUN DEVIL PITCHER THREW A NO-HITTER: Kevin Rawitzer, March 2, 1993, vs. Southern Utah (ASU 7, SUU 0)
A SUN DEVIL PITCHER THREW A PERFECT GAME: Eddie Bane, March 2, 1973, vs. Cal State Northridge (ASU 9, CSUN 0)
A SUN DEVIL PITCHER THREW A ONE-HITTER: Drew Friedberg, Jan. 24, 1999, vs. Hawaii-Hilo (ASU 10, Hilo 0)
A SUN DEVIL PITCHER THREW A TWO-HITTER: Will Waldrip, Jan. 23, 1999, vs. Hawaii-Hilo (ASU 3, Hilo 0)
ARIZONA STATE WAS NO-HIT: Phil Keller (Stanford), March 23, 1970 (Stanford 1, ASU 0)
ARIZONA STATE WAS ONE-HIT: Alan Dunn/Tim Meacham (Alabama), June 10, 1983 (Alabama 6, ASU 0)
A SUN DEVIL PITCHER THREW A COMPLETE GAME: Jeff Mousser, April 23, 2004 at Washington State (17-5 victory)
A SUN DEVIL PITCHER THREW BACK-TO-BACK COMPLETE GAMES: Robbie McClellan (3/2, 3/8, 2002)
AN OPPOSING PITCHER THREW A COMPLETE GAME: Mark Romanczuk (Stanford), March 24, 2003 (4-2 Stanford Win)
THE SUN DEVILS SHUT OUT AN OPPONENT (1 OR MORE PITCHERS): Arizona, Feb. 24, 2004 (3 times in 2004)
THE SUN DEVILS WERE SHUT OUT: Stanford (Mark Romanczuk/David O'Hagen), May 28, 2004 (Stanford 5, Arizona State 0)
A SUN DEVIL STRUCK OUT 10 OR MORE BATTERS IN A GAME: Jason Urquidez (12), May 15, 2004 vs. Oregon State (8.1 IP)
A SUN DEVIL STRUCK OUT 15 OR MORE BATTERS IN A GAME: Mike Esposito (17), March 29, 2002 vs. UW
AN OPPOSING PITCHER STRUCK OUT 10 OR MORE SUN DEVILS: Koley Kolberg, Arizona, (10), May 21, 2004
THE SUN DEVIL PITCHING STAFF DID NOT WALK A BATTER: at UCLA, April 17, 2004 at Jackie Robinson Stadium
A SUN DEVIL PITCHER RECORDED 10 WINS IN A SEASON: Jason Urquidez (2004) -- 11-3
A SUN DEVIL PITCHER HIT THREE BATTERS IN A GAME: Jeff Mousser (3), April 4, 2004 vs. USC (10-3 loss at Packard Stadium)

Fielding Categories:

THE SUN DEVILS HAD NO ERRORS IN A GAME: May 30 at Stanford (15-5 win at Sunken Diamond) - 21 times in 2004.
THE SUN DEVILS COMMITTED FIVE ERRORS IN A GAME: April 17, 2001 at New Mexico State (19-16 loss)
A SUN DEVIL COMMITTED THREE OR MORE ERRORS IN A GAME: Joel Bocchi, Mar. 29, 2002 vs. Washington (3)
A SUN DEVIL HAD 15 OR MORE PUTOUTS IN A GAME: Jeff Gosewisch (16), Feb. 8, 2004 vs. Florida State
A SUN DEVIL HAD 20 OR MORE PUTOUTS IN A GAME: Tuffy Phelps (21), March 6, 1999, vs. Stanford
A SUN DEVIL HAD EIGHT OR MORE ASSISTS IN A GAME: Dennis Wyrick (SS), Feb. 6, 2000, vs. Florida State
THE SUN DEVILS TURNED FIVE DOUBLE PLAYS IN A GAME: May 7, 1999, vs. Washington (Husky Ballpark)
THE SUN DEVILS TURNED A TRIPLE PLAY: April 16, 2004 at UCLA (Travis Buck (RF), Dustin Pedroia (SS), Seth Dhaenens (3B)).

Scoring and Misc. Categories:

THE SUN DEVILS RECORDED 20 OR MORE HITS: 26, May 18, 2004 at New Mexico (22-4 win at Isotopes Park)
THE SUN DEVILS RECORDED 20 HITS IN BACK-TO-BACK GAMES: WSU/UCLA, April 17, 25, 2003 (21 and 21)
THE SUN DEVILS SCORED 20 OR MORE RUNS: 22, May 18, 2004 at New Mexico (22-4 win at Isotopes Park)
THE SUN DEVILS SCORED 30 OR MORE RUNS: 32, March 4, 2000, vs. Arizona (Packard Stadium)
THE SUN DEVILS SCORED 10 OR MORE RUNS IN AN INNING: (10 - 4th) at Washington State, April 23, 2004 (17-5 win)
THE SUN DEVILS LEFT 15 OR MORE RUNNERS ON BASE: Florida State (15) -- 12-6 win at Packard Stadium.
ASU SWEEP A THREE-GAME PAC-10 SERIES: Oregon State; May 14-16, 2004 (9-3, 3-1, 8-4)
ASU WAS SWEEP IN A PAC-10 SERIES: at UCLA, April 16-18, 1999 (11-10 L, 9-3 L, 8-6 L)
ASU WAS SWEEP IN A PAC-10 SERIES AT HOME: vs. USC, March 27-29, 1997 at Packard Stadium (12-7 L, 15-4 L, 11-7 L)
THE SUN DEVILS PLAYED BACK-TO-BACK EXTRA-INNING GAMES: March 22-23, 2003 vs. Stanford at Packard Stadium



#21 Quentin Andes -- 2004 Game-by-Game

Date	Opponent	GS	IP	H	R	ER	BB	SO	2B	3B	HR	WP	BK	HBP	DP	IBB	Score	W-L	SV	ERA
Feb 08, 2004	Florida State		2.1	1	0	0	2	4	0	0	0	0	0	0	0	0	12-6	0-0	1	0.00
Feb 15, 2004	vs Oklahoma		1.1	1	1	1	1	1	0	0	1	0	0	0	0	0	0-6	0-0	1	2.45
Feb 27, 2004	Connecticut		1.0	1	1	1	3	2	0	0	0	0	0	0	0	0	18-2	0-0	1	3.86
Mar 05, 2004	East Carolina		0.2	1	0	0	0	0	0	0	0	0	0	0	0	0	7-6	1-0	1	3.38
Mar 07, 2004	East Carolina		1.2	2	1	1	1	2	0	0	1	0	0	0	0	0	7-5	2-0	1	3.86
Mar 13, 2004	Tulane		2.2	1	0	0	1	1	0	0	0	0	0	0	0	0	11-3	2-0	1	2.79
Mar 16, 2004	Oklahoma State		3.0	2	0	0	0	2	1	0	0	0	0	0	0	0	3-2	3-0	1	2.13
Mar 19, 2004	California		1.1	3	2	2	0	1	1	0	0	0	0	0	1	0	7-9	3-1	1	3.21
Mar 27, 2004	Washington		3.0	1	0	0	0	3	1	0	0	0	0	0	1	0	9-4	3-1	2	2.65
Mar 28, 2004	Washington		0.1	1	2	2	0	0	0	0	0	0	0	0	1	0	6-8	3-1	2	3.63
Apr 03, 2004	USC		0.0	2	2	1	1	0	1	0	0	0	0	0	1	0	5-14	3-1	2	4.15
Apr 04, 2004	USC		0.1	4	3	3	0	0	0	0	0	0	0	0	0	0	3-10	3-1	2	5.60
Apr 08, 2004	Oral Roberts		0.0	0	0	0	2	0	0	0	0	1	0	0	0	0	7-9	3-1	2	5.60
Apr 27, 2004	at Wichita State		1.1	2	1	1	0	1	1	0	0	0	0	0	0	0	10-9	3-1	2	5.68
May 04, 2004	New Mexico State		1.2	0	0	0	0	4	0	0	0	0	0	0	0	0	6-2	3-1	2	5.23
May 16, 2004	Oregon State		1.0	2	1	1	1	1	0	0	0	0	0	0	1	0	8-4	3-1	2	5.40
May 19, 2004	at New Mexico State		2.2	2	1	1	2	3	1	0	1	0	0	0	0	0	12-5	4-1	2	5.18
May 23, 2004	at Arizona		0.0	3	2	2	1	0	0	0	0	0	0	0	0	0	7-13	4-1	2	5.92
May 28, 2004	at Stanford		4.0	2	0	0	1	2	0	0	0	1	0	1	0	0	0-5	4-1	2	5.08
May 30, 2004	at Stanford		1.0	1	0	0	2	0	0	0	0	0	0	0	0	0	15-5	5-1	2	4.91
Totals		0	29.1	32	17	16	18	27	6	0	3	2	0	6	0	0	153-127	5-1	2	4.91

Year	ERA	W-L	App	GS	CG	SHO/CBO	SV	IP	H	R	ER	BB	SO	2B	3B	HR	BF	B/Avg	WP	HBP	SFA	SHA
2004....	4.91	5-1	20	0	0	0/0	2	29.1	32	17	16	18	27	6	0	3	143	.276	2	6	1	2
TOTAL...	4.91	5-1	20	0	0	0/0	2	29.1	32	17	16	18	27	6	0	3	143	.276	2	6	1	2

Situation	B/Avg	AB	H	BF	BB	SO	2B	3B	HR	HBP	WP	BK	SH	SF	GDP	Fly	Gnd	BB/G	SO/G
vs leadoff.....	.231	26	6	30	1	5	3	0	0	3	0	0	0	0	0	10	5	1.4	6.8
with runners.....	.286	56	16	75	14	15	1	0	1	2	2	0	2	1	2	13	13	8.6	9.2
w/runners & 2-out...	.231	26	6	34	6	7	1	0	1	2	0	0	0	0	0	10	2	8.1	9.4
rnrs in scoring pos.	.297	37	11	51	12	9	1	0	1	0	1	0	1	1	1	8	9	12.0	9.0
scoring pos & 2-out.	.263	19	5	24	5	5	1	0	1	0	0	0	0	0	0	6	2	10.4	10.4
bases empty.....	.267	60	16	68	4	12	5	0	2	4	0	0	0	0	0	18	14	2.5	7.4
bases loaded.....	.400	10	4	12	2	3	1	0	0	0	1	0	0	0	1	0	3	7.7	11.6

#15 Josh Asanovich -- 2004 Game-by-Game

Date		Opponent	GS	AB	R	H	RBI	2B	3B	HR	BB	IBB	SB	CS	HBP	SAC	SF	GDP	K	PO	A	E	Avg	
Feb 06, 2004		Florida State	*	4	0	1	0	1	0	0	0	0	0	0	0	0	0	0	1	0	5	0	.250	
Feb 07, 2004		Florida State	*	3	1	0	1	0	0	0	0	0	0	0	1	0	1	0	0	5	3	0	.143	
Feb 08, 2004		Florida State	*	5	0	1	3	1	0	0	0	0	0	0	0	0	0	0	0	2	2	1	.167	
Feb 13, 2004	vs	CS Northridge	*	4	1	0	1	0	0	0	1	0	0	0	0	0	0	0	1	0	1	1	.125	
Feb 14, 2004	vs	Utah	*	3	1	1	0	0	0	0	0	0	0	0	0	0	0	0	0	1	3	0	.158	
Feb 15, 2004	vs	Oklahoma	*	3	0	0	0	0	0	0	0	0	0	0	0	0	0	0	0	4	1	0	.136	
Feb 16, 2004		Gonzaga	*	3	0	1	0	0	0	0	1	0	0	0	0	0	0	0	1	2	2	0	.160	
Feb 20, 2004	vs	Lamar	*	4	0	1	0	0	0	0	0	0	0	0	0	0	0	0	1	1	2	0	.172	
Feb 21, 2004	vs	Memphis		0	0	0	0	0	0	0	0	0	0	0	0	0	0	0	0	0	0	0	.172	
Feb 27, 2004		Connecticut		3	0	1	0	0	0	0	1	0	0	0	0	0	0	1	0	2	3	0	.188	
Feb 28, 2004		Connecticut		1	0	0	0	0	0	0	0	0	0	0	0	0	0	0	0	2	1	0	.182	
Feb 29, 2004		Connecticut	*	2	4	2	4	1	0	0	0	0	0	0	0	2	0	0	0	2	2	1	.229	
Mar 05, 2004		East Carolina	*	2	0	1	0	0	0	0	0	0	0	0	0	0	0	0	0	0	2	1	.243	
Mar 13, 2004		Tulane		1	1	0	0	0	0	0	0	0	0	0	0	0	0	0	0	0	0	0	.237	
Mar 14, 2004		Tulane		1	1	1	1	0	0	0	0	0	1	0	0	1	0	0	0	0	0	0	.256	
Mar 16, 2004		Oklahoma State		0	0	0	0	0	0	0	1	0	0	0	0	0	0	0	0	1	0	0	.256	
Mar 17, 2004		Oklahoma State	*	5	1	2	1	1	0	0	0	0	0	0	0	0	0	0	1	2	3	0	.273	
Mar 20, 2004		California		2	0	1	0	0	0	0	0	0	0	0	0	0	0	0	0	0	0	0	.283	
Mar 21, 2004		California	*	3	1	1	3	0	0	1	0	0	0	0	1	0	0	0	2	3	2	0	.286	
Mar 26, 2004		Washington	*	3	0	0	0	0	0	0	0	0	0	0	0	0	0	0	0	2	3	1	.269	
Apr 02, 2004		USC		1	0	0	0	0	0	0	0	0	0	0	0	0	0	0	1	0	0	0	.264	
Apr 03, 2004		USC	*	4	1	2	1	0	0	1	1	0	0	0	0	0	0	0	1	0	1	0	.281	
Apr 04, 2004		USC	*	4	0	2	0	0	0	0	0	0	0	0	0	0	0	0	0	1	0	0	.295	
Apr 08, 2004		Oral Roberts	*	4	1	1	0	0	0	0	0	0	0	0	0	0	0	0	1	0	0	0	.292	
Apr 10, 2004		Oral Roberts	*	3	2	3	0	1	1	0	0	0	0	0	1	0	0	0	0	2	2	0	.324	
Apr 12, 2004		Arizona	*	2	1	1	2	0	0	0	2	0	2	0	0	0	1	0	0	0	0	0	.329	
Apr 16, 2004	at	UCLA	*	3	1	1	1	0	0	0	0	0	1	0	0	0	1	0	0	0	0	0	.329	
Apr 17, 2004	at	UCLA	*	3	0	0	1	0	0	0	0	0	0	0	0	0	1	0	1	0	0	0	.316	
Apr 18, 2004	at	UCLA	*	1	3	0	0	0	0	0	3	1	0	0	0	1	0	0	1	0	2	0	.312	
Apr 23, 2004	at	Washington State	*	4	3	2	1	0	0	0	0	0	0	0	1	0	0	0	0	0	0	0	.321	
Apr 24, 2004	at	Washington State	*	2	0	0	0	0	0	0	2	1	0	1	0	0	0	0	0	2	2	0	.313	
Apr 25, 2004	at	Washington State	*	5	0	3	0	1	0	0	0	0	0	1	0	0	0	0	0	1	2	0	.330	
Apr 27, 2004	at	Wichita State	*	4	2	3	3	1	0	1	0	0	0	0	1	0	0	0	0	0	2	0	.348	
Apr 28, 2004	at	Wichita State	*	3	1	2	1	0	0	0	1	0	0	0	0	0	0	0	0	2	3	0	.358	
May 03, 2004		New Mexico State	*	1	3	1	2	0	0	0	3	0	0	0	1	0	0	0	0	0	3	0	.365	
May 04, 2004		New Mexico State	*	2	1	1	1	0	0	0	0	0	0	0	1	0	1	0	0	3	1	1	.367	
May 14, 2004		Oregon State	*	5	1	1	0	1	0	0	0	0	0	0	0	0	0	0	0	0	4	0	.359	
May 15, 2004		Oregon State	*	3	0	1	0	1	0	0	0	0	0	0	1	0	0	0	0	0	1	1	.358	
May 16, 2004		Oregon State	*	4	1	1	0	0	0	0	1	0	0	0	0	0	0	0	1	0	3	0	.355	
May 18, 2004	at	New Mexico	*	2	2	2	2	0	1	0	0	0	0	0	0	0	0	0	0	0	1	0	.366	
May 21, 2004	at	Arizona	*	4	1	2	2	0	0	0	1	0	0	0	0	0	0	0	0	0	1	0	.371	
May 22, 2004	at	Arizona	*	4	1	2	4	0	0	1	0	0	0	0	0	0	0	0	0	1	2	0	.375	
May 23, 2004	at	Arizona	*	4	0	2	1	0	0	0	1	0	0	0	0	0	0	0	0	0	1	0	.379	
May 28, 2004	at	Stanford	*	4	0	0	0	0	0	0	0	0	0	0	0	0	0	0	0	1	1	0	.367	
May 29, 2004	at	Stanford	*	3	1	2	1	0	0	0	0	0	0	0	0	0	1	0	0	2	2	0	.374	
May 30, 2004	at	Stanford	*	6	2	2	3	0	0	1	0	0	0	0	0	0	0	0	0	2	1	0	.372	
Totals				38	137	39	51	40	9	2	5	19	2	4	2	10	2	6	1	13	46	70	7	.372

Year	Avg	GP-GS	AB	R	H	2B	3B	HR	RBI	TB	SLG%	BB	HBP	SO	GDP	OB%	SF	SH	SB-ATT	PO	A	E	FLD%
2004....	.372	46-38	137	39	51	9	2	5	40	79	.577	19	10	13	1	.465	6	2	4-6	46	70	7	.943
TOTAL...	.372	46-38	137	39	51	9	2	5	40	79	.577	19	10	13	1	.465	6	2	4-6	46	70	7	.943

Situation	Avg	AB	H	RBI	2B	3B	HR	TB	SLG%	BB	HBP	SO	GDP	OB%	SH	SF
as leadoff.....	.440	25	11	1	2	0	1	16	.640	0	0	1	0	.440	0	0
with runners.....	.367	79	29	39	5	1	4	48	.608	16	10	8	1	.495	2	6
w/runners & 2-out...	.310	29	9	15	1	1	3	21	.724	4	3	3	0	.444	0	0
mrrs in scoring pos.	.333	48	16	38	3	0	4	31	.646	11	7	6	0	.472	1	6
scoring pos & 2-out.	.316	19	6	14	1	0	3	16	.842	2	2	3	0	.435	0	0
bases empty.....	.379	58	22	1	4	1	1	31	.534	3	0	5	0	.410	0	0
bases loaded.....	.455	11	5	17	2	0	1	10	.909	1	1	1	0	.438	0	3
pinch-hitting.....	.500	2	1	0	0	0	0	1	.500	1	0	1	0	.667	0	0

#45 Erik Averill -- 2004 Game-by-Game

Date	Opponent	GS	IP	H	R	ER	BB	SO	2B	3B	HR	WP	BK	HBP	DP	IBB	Score	W-L	SV	ERA
Feb 07, 2004	Florida State		5.0	4	1	1	3	3	0	0	0	0	1	0	0	0	10-9	0-0	0	1.80
Feb 13, 2004	vs CS Northridge		2.2	0	0	0	0	3	0	0	0	0	0	0	0	0	13-3	1-0	0	1.17
Feb 16, 2004	Gonzaga	*	2.0	5	7	5	2	2	1	1	0	0	0	1	0	0	10-7	1-0	0	5.59
Feb 20, 2004	vs Lamar		2.2	1	0	0	0	0	0	0	0	0	0	0	0	0	4-5	1-0	0	4.38
Feb 28, 2004	Connecticut		1.0	0	0	0	1	1	0	0	0	0	0	0	0	0	16-5	1-0	0	4.05
Feb 29, 2004	Connecticut		2.0	0	0	0	1	2	0	0	0	0	0	0	0	0	18-11	1-0	0	3.52
Mar 05, 2004	East Carolina		2.0	4	3	3	0	2	2	0	1	1	0	0	0	0	7-6	1-0	0	4.67
Mar 12, 2004	Tulane		4.2	0	0	0	0	4	0	0	0	0	0	0	0	0	3-5	1-0	0	3.68
Mar 14, 2004	Tulane		2.1	2	1	1	1	1	0	0	0	0	0	1	0	0	5-1	2-0	0	3.70
Mar 19, 2004	California		2.2	5	5	5	0	2	1	0	0	0	2	1	0	0	7-9	2-0	0	5.00
Mar 26, 2004	Washington		4.2	8	6	6	2	3	1	0	2	0	0	1	0	0	1-11	2-0	0	5.97
Apr 03, 2004	USC		2.2	4	3	3	1	0	0	0	0	0	0	0	0	0	5-14	2-1	0	6.29
Apr 04, 2004	USC		2.0	3	0	0	0	2	1	0	0	0	0	0	0	0	3-10	2-1	0	5.94
Apr 08, 2004	Oral Roberts	*	3.1	8	2	2	0	2	0	0	0	0	0	0	0	0	7-9	2-1	0	5.90
Apr 12, 2004	Arizona		3.2	4	1	1	2	4	0	1	0	0	0	1	0	0	9-5	2-1	0	5.61
Apr 17, 2004	at UCLA		3.2	0	0	0	0	2	0	0	0	0	0	0	0	0	4-3	2-1	0	5.17
Apr 25, 2004	at Washington State	*	5.1	5	5	3	3	2	0	0	0	0	0	2	0	0	4-8	2-2	0	5.16
Apr 27, 2004	at Wichita State		2.0	0	0	0	0	1	0	0	0	0	0	0	0	0	10-9	3-2	0	4.97
May 04, 2004	New Mexico State		0.1	3	1	1	0	0	0	0	0	1	0	0	0	0	6-2	3-2	0	5.10
May 14, 2004	Oregon State		2.0	1	0	0	1	3	1	0	0	1	0	0	0	0	9-3	4-2	0	4.92
May 16, 2004	Oregon State		1.1	0	0	0	0	3	0	0	0	0	0	0	0	0	8-4	4-2	1	4.81
May 21, 2004	at Arizona		4.0	2	1	1	3	3	0	0	0	0	0	0	0	0	8-3	4-2	2	4.65
May 23, 2004	at Arizona		2.1	2	0	0	2	1	0	0	0	0	0	0	0	0	7-13	4-2	2	4.48
May 29, 2004	at Stanford		3.1	5	5	5	1	2	1	0	1	2	0	1	0	0	3-10	4-2	2	4.92
Totals		3	67.2	66	41	37	23	48	8	2	4	5	3	8	0	0	177-165	4-2	2	4.92

Year	ERA	W-L	App	GS	CG	SHO/CBO	SV	IP	H	R	ER	BB	SO	2B	3B	HR	BF	B/Avg	WP	HBP	SFA	SHA
2003....	3.66	8-2	20	15	0	0/3	0	86.0	87	41	35	19	61	19	6	7	373	.264	2	16	4	4
2004....	4.92	4-2	24	3	0	0/0	2	67.2	66	41	37	23	48	8	2	4	298	.258	5	8	5	6
TOTAL...	4.22	12-4	44	18	0	0/3	2	153.2	153	82	72	42	109	27	8	11	671	.262	7	24	9	10

Situation	B/Avg	AB	H	BF	BB	SO	2B	3B	HR	HBP	WP	BK	SH	SF	GDP	Fly	Gnd	BB/G	SO/G
vs leadoff.....	.271	59	16	67	6	9	4	0	0	2	0	0	0	0	0	18	15	3.9	5.8
with runners.....	.305	118	36	140	9	21	2	1	3	2	5	3	6	5	8	30	36	2.5	5.9
w/runners & 2-out...	.327	55	18	62	6	12	1	0	1	1	1	0	0	0	0	13	9	4.6	9.3
rmrs in scoring pos.	.262	61	16	79	7	13	2	0	2	2	4	2	4	5	3	17	20	3.6	6.6
scoring pos & 2-out.	.303	33	10	39	5	9	1	0	1	1	1	0	0	0	0	7	6	6.1	11.0
bases empty.....	.217	138	30	158	14	27	6	1	1	6	0	0	0	0	0	38	41	3.5	6.8
bases loaded.....	.000	3	0	4	0	0	0	0	0	1	0	1	0	0	0	3	0	0.0	0.0

#41 Josh Blake -- 2004 Game-by-Game

Date	Opponent	GS	IP	H	R	ER	BB	SO	2B	3B	HR	WP	BK	HBP	DP	IBB	Score	W-L	SV	ERA
Feb 08, 2004	Florida State		1.2	1	2	0	3	4	0	0	0	0	0	0	0	0	12-6	0-0	0	0.00
Feb 21, 2004	vs Memphis		3.0	1	0	0	0	0	0	0	0	0	0	0	0	0	7-0	0-0	1	0.00
Feb 27, 2004	Connecticut		1.0	1	0	0	1	0	0	0	0	0	0	0	1	0	18-2	0-0	1	0.00
Feb 29, 2004	Connecticut		1.0	6	4	4	0	0	0	0	0	1	0	0	0	0	18-11	0-0	1	5.40
Mar 07, 2004	East Carolina		0.2	2	2	2	0	0	0	0	0	0	0	0	0	0	7-5	0-0	1	7.36
Mar 17, 2004	Oklahoma State		3.0	4	2	2	1	1	0	0	0	0	0	0	1	0	16-6	1-0	1	6.97
Mar 20, 2004	California		4.1	2	0	0	3	4	0	0	0	0	0	0	0	0	8-20	1-0	1	4.91
Apr 08, 2004	Oral Roberts		0.0	0	1	0	0	0	0	0	0	0	0	0	0	0	7-9	1-0	1	4.91
Apr 16, 2004	at UCLA		0.2	2	3	3	4	1	0	0	0	0	0	0	0	0	12-4	1-0	1	6.46
Apr 18, 2004	at UCLA		0.1	1	0	0	0	1	0	0	0	0	0	0	0	0	10-11	1-0	1	6.32
May 19, 2004	at New Mexico State		2.2	2	1	1	1	2	0	0	0	0	0	0	0	0	12-5	1-0	1	5.89
May 23, 2004	at Arizona		1.0	0	0	0	1	2	0	0	0	0	0	0	0	0	7-13	1-0	1	5.59
May 30, 2004	at Stanford		0.2	0	0	0	1	0	0	0	0	0	0	0	0	0	15-5	1-0	1	5.40
Totals		0	20.0	22	15	12	15	15	0	0	0	1	0	2	0	0	149-97	1-0	1	5.40

Year	ERA	W-L	App	GS	CG	SHO/CBO	SV	IP	H	R	ER	BB	SO	2B	3B	HR	BF	B/Avg	WP	HBP	SFA	SHA
2004....	5.40	1-0	13	0	0	0/1	1	20.0	22	15	12	15	15	0	0	0	97	.282	1	2	1	1
TOTAL...	5.40	1-0	13	0	0	0/1	1	20.0	22	15	12	15	15	0	0	0	97	.282	1	2	1	1

Situation	B/Avg	AB	H	BF	BB	SO	2B	3B	HR	HBP	WP	BK	SH	SF	GDP	Fly	Gnd	BB/G	SO/G
vs leadoff.....	.357	14	5	19	5	3	0	0	0	0	0	0	0	0	0	2	4	15.0	9.0
with runners.....	.220	50	11	61	7	12	0	0	0	2	1	0	1	1	3	13	14	4.4	7.5
w/runners & 2-out...	.333	24	8	27	2	4	0	0	0	1	1	0	0	0	0	6	5	3.6	7.2
rmrs in scoring pos.	.333	27	9	33	5	7	0	0	0	0	1	0	0	1	0	7	3	7.9	11.1
scoring pos & 2-out.	.438	16	7	18	2	2	0	0	0	0	1	0	0	0	0	5	1	6.8	6.8
bases empty.....	.393	28	11	36	8	3	0	0	0	0	0	0	0	0	0	5	9	12.7	4.8
bases loaded.....	.400	10	4	12	1	2	0	0	0	0	0	0	0	1	0	4	0	4.5	9.0

#19 Joel Bocchi -- 2004 Game-by-Game

Date	Opponent	GS	AB	R	H	RBI	2B	3B	HR	BB	IBB	SB	CS	HBP	SAC	SF	GDP	K	PO	A	E	Avg	
Feb 08, 2004	Florida State		1	0	0	0	0	0	0	0	0	0	0	0	0	0	0	0	1	0	0	.000	
Feb 13, 2004	vs CS Northridge	*	4	2	2	1	1	0	0	2	0	0	0	0	0	0	0	0	0	0	0	.400	
Feb 14, 2004	vs Utah	*	2	2	1	2	0	0	0	0	0	0	0	2	0	0	0	0	0	0	0	.429	
Feb 15, 2004	vs Oklahoma	*	4	0	0	0	0	0	0	0	0	0	0	0	0	0	0	1	0	0	0	.273	
Feb 16, 2004	Gonzaga	*	4	1	1	0	0	0	0	0	0	0	0	0	0	0	0	0	0	0	0	.267	
Feb 20, 2004	vs Lamar	*	3	0	0	0	0	0	0	0	0	0	0	1	0	0	0	2	0	0	0	.222	
Feb 22, 2004	at Rice	*	3	0	0	0	0	0	0	1	0	0	0	0	0	0	0	2	0	0	0	.190	
Feb 27, 2004	Connecticut		2	0	1	0	0	0	0	1	0	0	0	0	0	0	0	1	5	0	0	.217	
Feb 28, 2004	Connecticut		1	0	1	0	0	0	0	0	0	0	0	0	0	0	0	0	2	0	0	.250	
Feb 29, 2004	Connecticut		0	0	0	0	0	0	0	0	0	0	0	1	0	0	0	0	2	0	0	.250	
Mar 07, 2004	East Carolina	*	3	0	0	0	0	0	0	2	1	0	0	0	0	0	0	0	0	0	0	.222	
Mar 12, 2004	Tulane	*	2	0	1	0	0	0	0	0	0	0	0	0	0	0	0	1	0	0	0	.241	
Mar 17, 2004	Oklahoma State	*	4	2	2	2	1	0	0	1	0	0	0	0	0	0	1	0	1	0	0	.273	
Mar 20, 2004	California		2	0	1	0	0	0	0	0	0	0	0	0	0	0	0	0	4	1	0	.286	
Mar 21, 2004	California	*	4	0	1	3	1	0	0	0	0	0	0	0	0	1	0	0	0	0	0	.282	
Mar 28, 2004	Washington	*	0	1	0	0	0	0	0	1	0	0	0	0	1	0	0	0	0	0	0	.282	
Apr 02, 2004	USC		1	0	1	1	0	0	0	0	0	0	0	0	0	0	0	0	0	0	0	.300	
Apr 03, 2004	USC		1	0	1	0	0	0	0	0	0	0	0	0	0	0	0	0	0	0	0	.317	
Apr 04, 2004	USC		1	0	0	0	0	0	0	0	0	0	0	0	0	0	0	0	0	0	0	.310	
Apr 10, 2004	Oral Roberts	*	4	0	2	0	0	0	0	0	0	0	0	1	0	0	0	1	0	0	0	.326	
Apr 12, 2004	Arizona	*	2	0	0	0	0	0	0	0	0	0	0	1	0	0	0	1	5	0	0	.312	
Apr 16, 2004	at UCLA		1	0	0	0	0	0	0	0	0	0	0	0	0	0	0	1	3	0	0	.306	
Apr 18, 2004	at UCLA		0	0	0	1	0	0	0	0	0	0	0	2	0	0	0	0	0	0	0	.306	
Apr 27, 2004	at Wichita State		1	0	0	0	0	0	0	0	0	0	0	0	0	0	1	0	0	0	0	.300	
May 03, 2004	New Mexico State	*	3	0	1	2	0	0	0	1	0	0	0	1	0	0	0	1	0	0	0	.302	
May 14, 2004	Oregon State		0	1	0	0	0	0	0	1	0	0	0	0	0	0	0	0	0	0	0	.302	
May 15, 2004	Oregon State		1	0	0	0	0	0	0	0	0	0	0	0	0	0	0	1	0	0	0	.296	
May 18, 2004	at New Mexico		3	1	2	1	0	0	0	1	0	0	0	0	0	0	0	0	4	0	0	.316	
May 23, 2004	at Arizona		2	0	0	0	0	0	0	1	0	0	0	0	0	0	0	1	1	0	0	.305	
May 29, 2004	at Stanford		1	0	0	0	0	0	0	1	0	0	0	0	0	0	0	1	2	0	0	.300	
May 30, 2004	at Stanford		2	0	0	0	0	0	0	0	0	0	0	0	0	0	0	1	0	0	0	.290	
Totals			14	62	10	18	13	3	0	0	13	1	0	0	9	1	1	2	15	30	1	0	.290

Year	Avg	GP-GS	AB	R	H	2B	3B	HR	RBI	TB	SLG%	BB	HBP	SO	GDP	OB%	SF	SH	SB-ATT	PO	A	E	FLD%
2002....	.214	17-8	28	3	6	1	1	0	3	9	.321	6	1	5	2	.371	0	0	0-0	69	16	3	.966
2003....	.318	43-22	85	17	27	7	0	2	21	40	.471	11	4	23	2	.420	0	2	1-1	159	16	5	.972
2004....	.290	31-14	62	10	18	3	0	0	13	21	.339	13	9	15	2	.471	1	1	0-0	30	1	0	1.000
TOTAL...	.291	91-44	175	30	51	11	1	2	37	70	.400	30	14	43	6	.432	1	3	1-1	258	33	8	.973

Situation	Avg	AB	H	RBI	2B	3B	HR	TB	SLG%	BB	HBP	SO	GDP	OB%	SH	SF
as leadoff.....	.400	10	4	0	1	0	0	5	.500	2	1	3	0	.538	0	0
with runners.....	.333	36	12	13	1	0	0	13	.361	9	6	9	2	.519	1	1
w/runners & 2-out...	.500	14	7	9	1	0	0	8	.571	6	1	1	0	.667	0	0
mhrs in scoring pos.	.310	29	9	13	1	0	0	10	.345	8	5	7	2	.512	0	1
scoring pos & 2-out.	.538	13	7	9	1	0	0	8	.615	5	1	1	0	.684	0	0
bases empty.....	.231	26	6	0	2	0	0	8	.308	4	3	6	0	.394	0	0
bases loaded.....	.143	7	1	5	0	0	0	1	.143	1	1	3	1	.333	0	0
pinch-hitting.....	.364	11	4	2	0	0	0	4	.364	3	1	3	1	.533	0	0

#49 Brett Bordes -- 2004 Game-by-Game

Date	Opponent	GS	IP	H	R	ER	BB	SO	2B	3B	HR	WP	BK	HBP	DP	IBB	Score	W-L	SV	ERA
Feb 07, 2004	Florida State	*	0.2	4	6	6	3	2	2	0	2	0	0	0	0	0	10-9	0-0	0	81.00
Feb 15, 2004	vs Oklahoma		2.0	3	2	2	1	3	0	0	0	0	0	0	0	0	0-6	0-0	0	27.00
Feb 24, 2004	Arizona	*	6.0	3	0	0	3	10	0	0	0	0	1	1	0	0	4-0	1-0	0	8.31
Mar 14, 2004	Tulane	*	4.1	3	0	0	3	6	0	0	0	0	0	0	0	0	5-1	1-0	0	5.54
Mar 20, 2004	California		2.1	6	4	4	1	1	2	0	0	0	0	2	0	0	8-20	1-0	0	7.04
Mar 27, 2004	Washington	*	6.0	4	4	4	5	6	1	0	0	1	0	1	0	0	9-4	2-0	0	6.75
Apr 03, 2004	USC	*	1.1	2	1	1	3	1	0	0	0	0	0	0	0	0	5-14	2-0	0	6.75
Apr 18, 2004	at UCLA		0.2	0	3	3	4	2	0	0	0	1	0	0	0	0	10-11	2-0	0	7.71
Apr 27, 2004	at Wichita State		0.2	1	0	0	0	0	0	0	0	0	0	0	0	0	10-9	2-0	0	7.50
May 03, 2004	New Mexico State		4.0	2	1	1	1	3	1	0	0	0	0	0	0	0	19-2	2-0	1	6.75
May 16, 2004	Oregon State	*	5.0	4	2	1	2	4	1	0	1	0	0	1	0	0	8-4	3-0	1	6.00
May 23, 2004	at Arizona	*	0.1	3	6	6	4	0	0	0	0	0	0	0	0	0	7-13	3-1	1	7.56
May 30, 2004	at Stanford	*	0.1	4	4	4	1	0	1	0	0	0	0	0	0	0	15-5	3-1	1	8.55
Totals			8	33.2	39	33	32	31	38	8	0	3	2	1	5	0	110-98	3-1	1	8.55

Year	ERA	W-L	App	GS	CG	SHO/CBO	SV	IP	H	R	ER	BB	SO	2B	3B	HR	BF	B/Avg	WP	HBP	SFA	SHA
2003....	3.21	1-1	27	0	0	0/2	0	28.0	21	12	10	28	27	2	0	2	132	.210	1	2	0	2
2004....	8.55	3-1	13	8	0	0/1	1	33.2	39	33	32	31	38	8	0	3	176	.285	2	5	1	2
TOTAL...	6.13	4-2	40	8	0	0/3	1	61.2	60	45	42	59	65	10	0	5	308	.253	3	7	1	4

Situation	B/Avg	AB	H	BF	BB	SO	2B	3B	HR	HBP	WP	BK	SH	SF	GDP	Fly	Gnd	BB/G	SO/G
vs leadoff.....	.250	28	7	35	5	9	1	0	0	2	0	0	0	0	0	8	4	6.4	11.6
with runners.....	.309	81	25	104	18	23	5	0	2	2	2	1	2	1	3	14	20	8.0	10.2
w/runners & 2-out...	.267	30	8	39	7	10	2	0	1	2	0	0	0	0	0	4	7	9.0	12.9
rnrns in scoring pos.	.340	47	16	64	14	14	3	0	1	1	0	0	1	1	0	8	10	11.8	11.8
scoring pos & 2-out.	.211	19	4	26	6	6	1	0	1	1	0	0	0	0	0	4	4	11.6	11.6
bases empty.....	.250	56	14	72	13	15	3	0	1	3	0	0	0	0	0	12	13	8.8	10.1
bases loaded.....	.143	7	1	12	4	2	0	0	0	0	0	0	0	1	0	2	3	15.4	7.7

#40 Pat Bresnehan -- 2004 Game-by-Game

Date	Opponent	GS	IP	H	R	ER	BB	SO	2B	3B	HR	WP	BK	HBP	DP	IBB	Score	W-L	SV	ERA
Feb 07, 2004	Florida State		0.2	0	0	0	0	0	0	0	0	0	0	1	0	0	10-9	1-0	0	0.00
Feb 08, 2004	Florida State		0.0	1	3	3	3	0	0	0	0	0	0	0	0	0	12-6	1-0	0	40.50
Feb 15, 2004	vs Oklahoma		0.1	0	0	0	0	1	0	0	0	0	0	0	0	0	0-6	1-0	0	27.00
Feb 16, 2004	Gonzaga		5.0	4	0	0	1	7	1	0	0	0	0	0	0	0	10-7	2-0	0	4.50
Feb 24, 2004	Arizona		3.0	0	0	0	1	5	0	0	0	0	0	0	0	0	4-0	2-0	1	3.00
Feb 28, 2004	Connecticut		4.0	2	2	0	4	5	1	0	0	1	0	1	0	0	16-5	3-0	1	2.08
Mar 05, 2004	East Carolina		1.0	0	0	0	0	1	0	0	0	0	0	0	0	0	7-6	3-0	2	1.93
Mar 06, 2004	East Carolina		2.0	1	0	0	0	2	0	0	0	0	0	0	0	0	6-4	3-0	3	1.69
Mar 14, 2004	Tulane		2.0	1	0	0	0	2	0	0	0	0	0	0	0	0	5-1	3-0	4	1.50
Mar 16, 2004	Oklahoma State		1.2	2	0	0	0	1	1	0	0	0	0	0	0	0	3-2	3-0	5	1.37
Mar 19, 2004	California		2.0	1	0	0	1	1	0	0	0	0	0	0	0	0	7-9	3-0	5	1.25
Mar 21, 2004	California		2.0	6	2	2	0	0	1	0	1	0	0	0	0	0	8-4	3-0	5	1.90
Mar 28, 2004	Washington		2.2	4	4	3	0	2	1	0	1	0	0	1	0	0	6-8	3-1	5	2.73
Apr 04, 2004	USC		2.2	3	2	2	1	3	1	0	0	0	1	1	0	1	3-10	3-1	5	3.10
Apr 08, 2004	Oral Roberts		1.1	3	6	3	4	2	0	0	0	1	0	0	0	0	7-9	3-2	5	3.86
Apr 12, 2004	Arizona	*	2.0	5	4	4	3	1	2	0	0	1	0	0	0	0	9-5	3-2	5	4.73
Apr 18, 2004	at UCLA		1.0	1	1	1	0	1	0	0	0	0	0	0	0	0	10-11	3-2	5	4.86
Apr 25, 2004	at Washington State		0.2	1	3	3	3	1	1	0	0	1	0	0	0	1	4-8	3-2	5	5.56
Apr 27, 2004	at Wichita State		2.2	1	0	0	3	4	0	0	0	0	0	0	0	0	10-9	3-2	5	5.15
May 04, 2004	New Mexico State		1.0	2	1	1	1	2	0	0	1	0	0	0	0	0	6-2	3-2	5	5.26
May 18, 2004	at New Mexico		0.2	0	0	0	0	1	0	0	0	0	0	0	0	0	22-4	3-2	5	5.17
May 23, 2004	at Arizona		0.2	1	0	0	0	1	0	0	0	0	0	0	0	0	7-13	3-2	5	5.08
May 29, 2004	at Stanford		2.1	2	0	0	2	2	0	0	0	0	0	0	0	0	3-10	3-2	5	4.79
Totals		1	41.1	41	28	22	27	45	9	0	3	4	1	4	0	2	175-148	3-2	5	4.79

Year	ERA	W-L	App	GS	CG	SHO/CBO	SV	IP	H	R	ER	BB	SO	2B	3B	HR	BF	B/Avg	WP	HBP	SFA	SHA
2004....	4.79	3-2	23	1	0	0/1	5	41.1	41	28	22	27	45	9	0	3	189	.268	4	4	1	3
TOTAL...	4.79	3-2	23	1	0	0/1	5	41.1	41	28	22	27	45	9	0	3	189	.268	4	4	1	3

Situation	B/Avg	AB	H	BF	BB	SO	2B	3B	HR	HBP	WP	BK	SH	SF	GDP	Fly	Gnd	BB/G	SO/G
vs leadoff.....	.344	32	11	36	3	11	1	0	1	1	0	0	0	0	0	4	6	3.9	14.1
with runners.....	.253	87	22	112	17	24	7	0	1	3	4	1	3	1	6	28	15	6.0	8.4
w/runners & 2-out...	.250	36	9	43	6	10	3	0	1	1	1	0	0	0	0	13	3	6.0	10.0
rnrs in scoring pos.	.278	54	15	73	13	12	5	0	1	1	1	1	3	1	3	18	11	7.6	7.0
scoring pos & 2-out.	.261	23	6	28	4	5	2	0	1	1	1	0	0	0	0	9	2	6.8	8.4
bases empty.....	.288	66	19	77	10	21	2	0	2	1	0	0	0	0	0	13	13	5.7	12.1
bases loaded.....	.556	9	5	13	2	2	2	0	1	0	1	0	1	0	0	1	1	13.5	13.5

#4 Travis Buck -- 2004 Game-by-Game

Date		Opponent	GS	AB	R	H	RBI	2B	3B	HR	BB	IBB	SB	CS	HBP	SAC	SF	GDP	K	PO	A	E	Avg	
Feb 06, 2004		Florida State	*	5	0	1	0	1	0	0	0	0	0	0	0	0	0	0	2	5	0	0	.200	
Feb 07, 2004		Florida State	*	4	1	0	0	0	0	0	1	0	0	0	0	0	0	1	2	2	0	0	.111	
Feb 08, 2004		Florida State	*	3	3	3	4	1	0	0	3	0	1	0	0	0	0	0	0	0	0	0	.333	
Feb 13, 2004	vs	CS Northridge	*	3	0	1	2	1	0	0	1	0	0	0	1	0	0	1	0	5	0	0	.333	
Feb 14, 2004	vs	Utah	*	2	3	2	0	0	0	0	2	0	0	0	0	0	0	0	0	0	0	0	.412	
Feb 15, 2004	vs	Oklahoma	*	3	0	0	0	0	0	0	1	0	0	0	0	0	0	0	1	1	0	0	.350	
Feb 16, 2004		Gonzaga	*	4	1	1	0	0	0	0	1	0	0	0	0	0	0	0	1	2	0	0	.333	
Feb 20, 2004	vs	Lamar	*	2	1	0	0	0	0	0	2	0	0	0	1	0	0	0	0	3	0	0	.308	
Feb 21, 2004	vs	Memphis	*	4	1	1	0	0	0	0	1	0	1	0	0	0	0	0	1	5	0	0	.300	
Feb 22, 2004	at	Rice	*	3	1	1	3	0	0	1	0	0	0	0	0	0	1	1	1	3	0	1	.303	
Feb 24, 2004		Arizona	*	3	0	0	1	0	0	0	2	1	0	0	0	0	0	0	0	0	0	0	.278	
Feb 27, 2004		Connecticut	*	2	3	1	1	0	0	0	1	0	0	0	2	0	0	0	1	1	0	0	.289	
Feb 28, 2004		Connecticut	*	5	1	4	4	4	0	0	0	0	0	0	0	0	0	0	2	0	0	0	.349	
Feb 29, 2004		Connecticut	*	5	2	5	8	1	0	1	1	0	1	0	0	0	0	0	0	1	1	0	.417	
Mar 05, 2004		East Carolina	*	4	2	3	2	0	0	1	0	0	0	0	0	0	0	0	0	4	1	0	.442	
Mar 06, 2004		East Carolina	*	3	1	1	1	0	0	1	1	0	1	0	0	0	0	0	1	1	1	0	.436	
Mar 07, 2004		East Carolina	*	3	1	1	2	0	0	1	2	1	0	0	0	0	0	0	0	1	0	0	.431	
Mar 12, 2004		Tulane	*	3	1	2	2	0	0	1	2	0	0	0	0	0	0	0	0	1	0	0	.443	
Mar 13, 2004		Tulane	*	4	0	0	1	0	0	0	1	0	1	0	0	0	0	0	1	6	0	0	.415	
Mar 14, 2004		Tulane	*	2	0	1	0	0	0	0	2	1	0	0	0	0	0	0	0	1	0	0	.418	
Mar 16, 2004		Oklahoma State	*	3	2	0	0	0	0	0	0	0	0	0	2	0	0	0	2	2	0	0	.400	
Mar 17, 2004		Oklahoma State	*	6	2	2	1	0	0	0	0	0	1	0	0	0	0	0	1	0	0	0	.395	
Mar 19, 2004		California	*	5	1	1	0	0	0	0	1	0	0	0	0	0	0	0	1	2	0	0	.383	
Mar 20, 2004		California	*	5	1	1	1	0	0	0	0	0	0	0	0	0	0	0	0	4	1	0	.372	
Mar 21, 2004		California	*	4	4	1	0	0	0	0	1	0	0	0	0	0	0	0	1	1	0	0	.367	
Mar 26, 2004		Washington	*	2	0	0	1	0	0	0	1	0	0	0	0	0	1	0	0	0	0	0	.359	
Mar 27, 2004		Washington	*	3	1	0	0	0	0	0	1	0	0	0	0	1	0	0	0	1	0	0	.347	
Mar 28, 2004		Washington	*	4	1	3	2	0	0	1	1	0	0	0	0	0	0	0	1	5	0	0	.364	
Apr 02, 2004		USC	*	4	0	1	0	0	0	0	1	0	0	0	0	0	0	0	2	2	0	0	.359	
Apr 03, 2004		USC	*	3	1	2	1	1	0	0	2	0	0	0	0	0	0	0	1	4	0	0	.368	
Apr 04, 2004		USC	*	5	0	1	1	1	0	0	0	0	0	0	0	0	0	1	1	3	0	0	.360	
Apr 08, 2004		Oral Roberts	*	4	0	1	2	1	0	0	1	0	0	0	0	0	0	0	0	3	0	0	.357	
Apr 09, 2004		Oral Roberts	*	4	0	0	1	0	0	0	0	0	0	0	0	0	0	0	2	0	0	0	.345	
Apr 10, 2004		Oral Roberts	*	4	0	2	2	0	0	0	0	0	0	0	0	0	1	0	0	3	0	0	.350	
Apr 12, 2004		Arizona	*	2	2	1	1	0	0	0	2	1	1	0	1	0	0	0	0	0	0	0	.352	
Apr 16, 2004	at	UCLA	*	3	1	1	1	0	0	0	1	0	0	1	1	0	0	0	0	4	1	0	.352	
Apr 17, 2004	at	UCLA	*	5	0	0	0	0	0	0	0	0	0	0	0	0	0	0	1	1	0	0	.338	
Apr 18, 2004	at	UCLA	*	4	1	2	0	1	0	0	1	0	0	1	0	0	0	0	1	1	0	0	.343	
Apr 23, 2004	at	Washington State	*	4	1	1	2	0	0	0	0	0	0	0	0	2	0	0	2	2	0	0	.340	
Apr 24, 2004	at	Washington State	*	5	2	2	2	0	0	1	0	0	1	0	0	0	0	0	0	1	0	0	.342	
Apr 25, 2004	at	Washington State	*	5	0	2	0	0	0	0	0	0	0	0	0	0	0	0	2	1	0	0	.344	
Apr 27, 2004	at	Wichita State	*	5	1	1	0	0	0	0	0	0	0	0	0	0	0	0	0	0	0	0	.340	
Apr 28, 2004	at	Wichita State	*	5	1	2	0	0	0	0	0	0	0	0	0	0	0	0	1	1	0	0	.342	
May 03, 2004		New Mexico State	*	4	2	2	0	0	0	0	0	0	0	0	0	0	0	0	0	0	0	0	.345	
May 04, 2004		New Mexico State	*	4	1	1	0	0	0	0	0	0	0	0	0	0	0	0	0	1	0	0	.343	
May 14, 2004		Oregon State	*	5	1	2	4	1	0	0	0	0	0	0	0	0	0	1	0	2	0	0	.345	
May 15, 2004		Oregon State	*	4	0	1	0	0	0	0	0	0	0	0	0	0	0	0	0	3	0	0	.343	
May 16, 2004		Oregon State	*	2	1	1	0	0	0	0	1	0	1	0	1	1	0	0	0	1	0	0	.344	
May 18, 2004	at	New Mexico	*	2	2	2	0	0	1	0	0	0	0	0	0	1	0	0	0	0	0	0	.352	
May 19, 2004	at	New Mexico State	*	5	2	3	0	0	0	0	0	0	1	0	0	0	0	0	0	0	0	0	.358	
May 21, 2004		Arizona	*	5	2	2	0	0	0	0	0	0	1	0	0	1	0	0	2	6	0	0	.359	
May 22, 2004	at	Arizona	*	4	2	3	2	1	0	1	0	0	0	0	1	0	0	0	0	0	0	0	.367	
May 23, 2004	at	Arizona	*	5	1	3	0	1	0	0	0	0	1	1	0	0	0	0	1	4	0	0	.373	
May 28, 2004	at	Stanford	*	3	0	0	0	0	0	0	1	0	0	0	0	0	0	0	1	3	0	0	.368	
May 29, 2004	at	Stanford	*	3	0	1	0	1	0	0	1	0	0	0	0	0	0	0	1	2	0	0	.367	
May 30, 2004	at	Stanford	*	4	3	1	1	0	0	0	1	0	0	0	1	0	0	0	0	2	0	0	.365	
Totals				56	211	61	77	56	16	1	9	41	4	12	3	11	6	3	5	33	111	5	1	.365

Year	Avg	GP-GS	AB	R	H	2B	3B	HR	RBI	TB	SLG%	BB	HBP	SO	GDP	OB%	SF	SH	SB-ATT	PO	A	E	FLD%
2003....	.326	66-65	239	59	78	13	3	4	46	109	.456	35	11	28	9	.432	2	5	12-14	94	4	4	.961
2004....	.365	56-56	211	61	77	16	1	9	56	122	.578	41	11	33	5	.485	3	6	12-15	111	5	1	.991
TOTAL...	.344	122-121	450	120	155	29	4	13	102	231	.513	76	22	61	14	.458	5	11	24-29	205	9	5	.977

Situation	Avg	AB	H	RBI	2B	3B	HR	TB	SLG%	BB	HBP	SO	GDP	OB%	SH	SF
as leadoff.....	.300	30	9	0	3	0	0	12	.400	6	3	4	0	.462	0	0
with runners.....	.403	129	52	54	11	0	7	84	.651	24	6	18	5	.506	6	3
w/runners & 2-out...	.326	46	15	20	2	0	2	23	.500	12	2	8	0	.483	0	0
mhrs in scoring pos.	.313	80	25	43	8	0	2	39	.488	19	4	12	3	.453	4	3
scoring pos & 2-out.	.282	39	11	18	2	0	1	16	.410	11	2	8	0	.462	0	0
bases empty.....	.305	82	25	2	5	1	2	38	.463	17	5	15	0	.452	0	0
bases loaded.....	.600	10	6	14	3	0	0	9	.900	1	0	2	1	.583	0	1

#16 Nick Cadena -- 2004 Game-by-Game

Date	Opponent	GS	AB	R	H	RBI	2B	3B	HR	BB	IBB	SB	CS	HBP	SAC	SF	GDP	K	PO	A	E	Avg	
Feb 06, 2004	Florida State		1	0	0	0	0	0	0	0	0	0	0	0	0	0	0	0	0	0	0	.000	
Feb 07, 2004	Florida State		1	0	0	0	0	0	0	0	0	0	0	0	0	0	0	0	0	0	0	.000	
Feb 08, 2004	Florida State	*	3	1	1	1	0	0	0	0	0	1	0	0	0	0	0	1	0	0	0	.200	
Feb 13, 2004	vs CS Northridge		1	0	0	0	0	0	0	0	0	0	0	0	0	0	0	0	0	0	0	.167	
Feb 14, 2004	vs Utah		1	0	0	0	0	0	0	0	0	0	0	0	0	0	0	0	0	0	0	.143	
Feb 15, 2004	vs Oklahoma		1	0	0	0	0	0	0	0	0	0	0	0	0	0	0	1	0	0	0	.125	
Feb 16, 2004	Gonzaga		1	0	0	0	0	0	0	0	0	0	0	0	0	0	0	0	0	0	0	.111	
Feb 21, 2004	vs Memphis		1	0	0	0	0	0	0	0	0	0	0	0	0	0	0	1	0	0	0	.100	
Feb 27, 2004	Connecticut		3	2	3	0	0	0	0	0	0	0	0	0	0	0	0	0	1	0	0	.308	
Feb 28, 2004	Connecticut		1	1	0	0	0	0	0	1	0	0	0	0	0	0	0	0	0	0	0	.286	
Feb 29, 2004	Connecticut	*	6	0	0	0	0	0	0	0	0	0	0	0	0	0	0	0	0	0	0	.200	
Mar 05, 2004	East Carolina		1	0	1	0	0	0	0	0	0	0	0	0	0	0	0	0	0	0	0	.238	
Mar 06, 2004	East Carolina		2	0	0	0	0	0	0	0	0	0	0	0	0	0	0	0	0	0	0	.217	
Mar 12, 2004	Tulane		1	0	0	0	0	0	0	0	0	0	0	0	0	0	0	1	0	0	0	.208	
Mar 13, 2004	Tulane	*	4	1	3	1	0	0	0	0	0	0	0	0	0	0	0	0	0	0	0	.286	
Mar 14, 2004	Tulane	*	1	0	0	1	0	0	0	0	0	0	0	0	0	1	0	0	0	0	0	.276	
Mar 17, 2004	Oklahoma State		1	0	0	0	0	0	0	0	0	0	0	0	0	0	0	0	0	0	0	.267	
Mar 20, 2004	California		3	1	1	1	0	0	1	0	0	0	0	0	0	0	0	0	0	0	0	.273	
Mar 21, 2004	California	*	3	1	0	0	0	0	0	0	0	0	0	1	0	0	0	0	3	0	1	.250	
Mar 26, 2004	Washington		1	0	0	0	0	0	0	0	0	0	0	0	0	0	0	0	0	0	0	.243	
Mar 27, 2004	Washington		1	0	0	0	0	0	0	0	0	0	0	0	0	0	0	1	0	0	0	.237	
Mar 28, 2004	Washington		3	1	2	1	0	0	1	0	0	0	0	0	0	0	0	1	0	0	0	.268	
Apr 03, 2004	USC	*	5	0	2	2	1	0	0	0	0	0	0	0	0	0	0	1	0	0	0	.283	
Apr 04, 2004	USC	*	3	0	1	2	1	0	0	0	0	0	0	0	0	0	0	2	0	0	0	.286	
Apr 10, 2004	Oral Roberts		3	0	0	0	0	0	0	0	0	0	0	0	0	0	1	0	0	0	0	.269	
Apr 16, 2004	at UCLA		0	0	0	1	0	0	0	1	0	0	0	0	0	0	0	0	0	0	0	.269	
Apr 17, 2004	at UCLA	*	4	0	0	0	0	0	0	0	0	0	0	0	0	0	0	2	0	0	0	.250	
Apr 18, 2004	at UCLA	*	2	0	0	0	0	0	0	0	0	0	0	0	0	0	0	2	0	0	0	.241	
Apr 23, 2004	at Washington State		2	0	0	0	0	0	0	0	0	0	0	0	0	0	0	1	0	0	0	.233	
Apr 25, 2004	at Washington State	*	4	0	1	0	0	0	0	0	0	0	0	0	0	0	1	0	1	0	0	.234	
May 18, 2004	at New Mexico		3	3	1	1	0	0	1	1	0	0	0	0	0	0	0	1	2	0	0	.239	
May 23, 2004	at Arizona		2	1	1	0	0	0	0	0	0	0	0	0	0	0	0	0	0	0	0	.246	
May 29, 2004	at Stanford		2	0	0	0	0	0	0	0	0	0	0	0	0	0	0	0	0	0	0	.239	
May 30, 2004	at Stanford	*	2	1	2	1	1	0	0	0	0	0	0	1	0	0	0	0	0	0	0	.260	
Totals			11	73	13	19	12	3	0	3	3	0	1	0	2	0	1	2	15	7	0	1	.260

Year	Avg	GP-GS	AB	R	H	2B	3B	HR	RBI	TB	SLG%	BB	HBP	SO	GDP	OB%	SF	SH	SB-ATT	PO	A	E	FLD%
2002....	.239	38-19	92	14	22	2	0	6	28	42	.457	6	1	23	2	.290	1	0	1-1	20	0	1	.952
2003....	.429	5-0	7	2	3	1	0	0	1	4	.571	2	0	1	0	.556	0	0	0-0	1	1	0	1.000
2004....	.260	34-11	73	13	19	3	0	3	12	31	.425	3	2	15	2	.304	1	0	1-1	7	0	1	.875
TOTAL...	.256	77-30	172	29	44	6	0	9	41	77	.448	11	3	39	4	.309	2	0	2-2	28	1	2	.935

Situation	Avg	AB	H	RBI	2B	3B	HR	TB	SLG%	BB	HBP	SO	GDP	OB%	SH	SF
as leadoff.....	.231	13	3	2	0	0	2	9	.692	0	2	3	0	.333	0	0
with runners.....	.256	39	10	9	2	0	0	12	.308	2	0	10	2	.286	0	1
w/runners & 2-out...	.111	18	2	2	1	0	0	3	.167	0	0	7	0	.111	0	0
mhrs in scoring pos.	.231	26	6	9	2	0	0	8	.308	2	0	6	1	.276	0	1
scoring pos & 2-out.	.154	13	2	2	1	0	0	3	.231	0	0	4	0	.154	0	0
bases empty.....	.265	34	9	3	1	0	3	19	.559	1	2	5	0	.324	0	0
bases loaded.....	.000	3	0	1	0	0	0	0	.000	1	0	0	1	.250	0	0
pinch-hitting.....	.143	21	3	1	0	0	0	3	.143	2	0	4	0	.217	0	0

#26 Pat Cassa - 2004 Game-by-Game

Date	Opponent	GS	IP	H	R	ER	BB	SO	2B	3B	HR	WP	BK	HBP	DP	IBB	Score	W-L	SV	ERA
Feb 07, 2004	Florida State		2.0	1	1	1	1	2	0	0	1	0	0	0	0	0	10-9	0-0	0	4.50
Feb 15, 2004	vs Oklahoma	*	5.1	5	3	3	1	2	0	1	0	0	0	0	0	0	0-6	0-1	0	4.91
Feb 21, 2004	vs Memphis	*	6.0	1	0	0	2	9	0	0	0	0	0	0	0	0	7-0	1-1	0	2.70
Feb 28, 2004	Connecticut	*	4.0	5	3	1	3	4	2	0	0	0	0	0	0	0	16-5	1-1	0	2.60
Mar 07, 2004	East Carolina		3.1	4	2	2	0	2	0	0	1	0	0	1	0	0	7-5	1-1	1	3.05
Mar 13, 2004	Tulane		0.2	3	2	2	0	0	0	1	0	0	0	0	0	0	11-3	1-1	1	3.80
Mar 16, 2004	Oklahoma State	*	4.1	4	2	0	2	4	0	0	0	0	0	0	0	0	3-2	1-1	1	3.16
Mar 20, 2004	California		0.1	1	3	2	2	0	0	0	0	0	0	0	0	0	8-20	1-1	1	3.81
Mar 28, 2004	Washington		2.0	0	0	0	1	0	0	0	0	0	0	0	0	0	6-8	1-1	1	3.54
Apr 02, 2004	USC		0.2	1	0	0	0	0	0	0	0	0	0	0	0	0	10-3	1-1	1	3.45
Apr 03, 2004	USC		1.2	2	2	2	2	0	0	0	0	0	0	0	0	0	5-14	1-1	1	3.86
Apr 08, 2004	Oral Roberts		1.2	1	0	0	0	2	0	0	0	0	0	0	0	0	7-9	1-1	1	3.66
Apr 10, 2004	Oral Roberts		1.2	4	2	2	1	2	0	0	1	0	0	0	0	0	5-6	1-1	1	4.01
Apr 12, 2004	Arizona		1.2	0	0	0	0	3	0	0	0	0	0	0	0	0	9-5	2-1	1	3.82
Apr 18, 2004	at UCLA		1.1	3	4	4	1	1	1	0	2	0	0	0	0	0	10-11	2-1	1	4.66
Apr 27, 2004	at Wichita State		0.0	2	4	4	2	0	0	0	1	0	0	0	0	0	10-9	2-1	1	5.65
May 04, 2004	New Mexico State		1.0	0	0	0	0	1	0	0	0	0	0	0	0	0	6-2	2-1	1	5.50
May 16, 2004	Oregon State		1.2	4	1	1	0	0	0	0	1	0	0	0	0	0	8-4	2-1	1	5.49
May 18, 2004	at New Mexico	*	6.1	10	3	3	2	6	2	1	1	1	1	0	0	0	22-4	3-1	1	5.32
May 23, 2004	at Arizona		1.2	2	2	2	3	0	0	0	0	0	0	0	0	0	7-13	3-1	1	5.51
May 30, 2004	at Stanford		0.1	0	0	0	2	0	0	0	0	0	0	1	0	0	15-5	3-1	1	5.48
Totals		5	47.2	53	34	29	25	38	5	3	8	1	1	2	0	0	182-143	3-1	1	5.48

Year	ERA	W-L	App	GS	CG	SHO/CBO	SV	IP	H	R	ER	BB	SO	2B	3B	HR	BF	B/Avg	WP	HBP	SFA	SHA
2004....	5.48	3-1	21	5	0	0/1	1	47.2	53	34	29	25	38	5	3	8	220	.279	1	2	0	3
TOTAL...	5.48	3-1	21	5	0	0/1	1	47.2	53	34	29	25	38	5	3	8	220	.279	1	2	0	3

Situation	B/Avg	AB	H	BF	BB	SO	2B	3B	HR	HBP	WP	BK	SH	SF	GDP	Fly	Gnd	BB/G	SO/G
vs leadoff.....	.256	43	11	50	5	8	0	1	1	2	0	0	0	0	0	11	13	4.2	6.8
with runners.....	.289	90	26	106	13	16	1	2	5	0	1	1	3	0	3	26	20	5.0	6.2
w/runners & 2-out...	.325	40	13	45	5	6	1	1	3	0	0	0	0	0	0	11	9	5.0	6.0
rnrs in scoring pos.	.309	55	17	64	8	9	0	0	3	0	0	0	1	0	3	17	11	5.1	5.8
scoring pos & 2-out.	.259	27	7	31	4	4	0	0	2	0	0	0	0	0	0	10	6	5.4	5.4
bases empty.....	.270	100	27	114	12	22	4	1	3	2	0	0	0	0	0	24	27	4.4	8.1

#32 Chris Cook -- 2004 Game-by-Game

Date	Opponent	GS	AB	R	H	RBI	2B	3B	HR	BB	IBB	SB	CS	HBP	SAC	SF	GDP	K	PO	A	E	Avg	
Feb 08, 2004	Florida State		1	0	0	0	0	0	0	0	0	0	0	0	0	0	0	0	1	0	0	.000	
Feb 13, 2004	vs CS Northridge		1	1	1	2	1	0	0	0	0	0	0	0	0	0	0	0	1	0	0	.500	
Feb 14, 2004	vs Utah		1	0	1	0	0	0	0	0	0	0	0	0	0	0	0	0	1	0	0	.667	
Feb 15, 2004	vs Oklahoma	*	2	0	0	0	0	0	0	0	0	0	0	0	0	0	0	2	6	0	0	.400	
Feb 20, 2004	vs Lamar		1	0	0	0	0	0	0	0	0	0	0	0	0	0	0	1	0	0	0	.333	
Feb 27, 2004	Connecticut		4	1	4	4	2	0	1	0	0	0	0	0	0	0	0	0	5	0	0	.600	
Feb 28, 2004	Connecticut		3	0	0	0	0	0	0	0	0	0	0	0	0	0	0	0	1	0	0	.462	
Feb 29, 2004	Connecticut	*	4	2	2	0	0	0	0	0	0	1	0	1	0	0	0	1	6	0	0	.471	
Mar 05, 2004	East Carolina	*	4	0	0	0	0	0	0	0	0	0	0	0	0	0	1	0	8	1	0	.381	
Mar 13, 2004	Tulane		0	0	0	0	0	0	0	0	0	0	0	0	0	0	0	0	1	0	0	.381	
Mar 14, 2004	Tulane		1	0	0	0	0	0	0	0	0	0	0	0	0	0	0	1	2	0	0	.364	
Mar 16, 2004	Oklahoma State		1	0	0	0	0	0	0	0	0	0	0	0	0	0	0	1	1	0	0	.348	
Mar 17, 2004	Oklahoma State	*	4	2	2	1	0	0	0	1	0	0	0	0	0	0	0	2	9	1	0	.370	
Mar 20, 2004	California		3	2	2	1	0	0	1	0	0	0	0	0	0	0	0	0	3	0	0	.400	
Mar 21, 2004	California	*	4	1	1	0	0	0	0	1	0	0	0	0	0	0	0	1	7	1	0	.382	
Mar 26, 2004	Washington		1	0	0	0	0	0	0	0	0	0	0	0	0	0	1	0	0	0	0	.371	
Mar 27, 2004	Washington		0	0	0	0	0	0	0	0	0	0	0	0	0	0	0	0	0	0	0	.371	
Apr 02, 2004	USC	*	3	0	2	0	1	0	0	0	0	0	0	0	0	0	0	1	6	0	0	.395	
Apr 03, 2004	USC	*	2	0	0	0	0	0	0	0	0	0	0	0	0	0	0	2	2	0	0	.375	
Apr 04, 2004	USC	*	1	1	0	0	0	0	0	2	0	0	0	0	0	0	0	1	4	0	0	.366	
Apr 09, 2004	Oral Roberts	*	4	0	1	0	0	0	0	0	0	0	0	0	0	0	0	2	0	0	0	.356	
Apr 10, 2004	Oral Roberts		2	0	0	0	0	0	0	1	0	0	0	0	0	0	0	1	6	0	0	.340	
Apr 16, 2004	at UCLA		0	0	0	0	0	0	0	0	0	0	0	0	0	0	0	0	0	0	0	.340	
Apr 18, 2004	at UCLA	*	2	2	1	2	1	0	0	0	0	0	0	1	0	0	0	0	4	0	0	.347	
Apr 23, 2004	at Washington State	*	5	3	2	1	0	0	1	1	0	0	0	0	0	0	0	2	12	0	1	.352	
Apr 24, 2004	at Washington State		2	0	1	0	0	0	0	0	0	0	0	0	0	0	0	0	6	0	0	.357	
Apr 25, 2004	at Washington State	*	4	1	1	0	0	0	0	0	0	0	0	0	0	0	0	1	10	1	0	.350	
Apr 27, 2004	at Wichita State	*	3	0	0	0	0	0	0	0	0	0	0	0	0	0	0	1	8	0	0	.333	
Apr 28, 2004	at Wichita State	*	3	0	0	0	0	0	0	0	0	0	0	0	1	0	0	3	7	1	1	.318	
May 03, 2004	New Mexico State		1	1	1	0	1	0	0	0	0	0	0	0	0	0	0	0	1	0	0	.328	
May 04, 2004	New Mexico State		1	0	0	0	0	0	0	0	0	0	0	0	0	0	0	1	1	0	0	.324	
May 14, 2004	Oregon State		1	1	0	0	0	0	0	0	0	0	0	0	0	0	0	0	2	0	0	.319	
May 15, 2004	Oregon State		0	0	0	0	0	0	0	0	0	0	0	0	0	0	0	0	1	0	0	.319	
May 16, 2004	Oregon State		3	0	1	1	0	0	0	0	0	0	0	0	0	0	0	2	5	1	0	.319	
May 18, 2004	at New Mexico	*	4	1	2	6	1	0	1	1	0	0	0	0	0	0	0	2	10	0	0	.329	
May 19, 2004	at New Mexico State	*	5	2	2	3	0	0	1	0	0	0	0	0	0	0	0	2	7	1	0	.333	
May 21, 2004	at Arizona	*	3	0	2	0	0	0	0	2	0	0	0	0	0	0	0	1	6	0	0	.345	
May 22, 2004	at Arizona	*	4	0	0	0	0	0	0	0	0	0	0	0	0	0	0	2	11	0	0	.330	
May 23, 2004	at Arizona	*	2	0	0	0	0	0	0	0	0	0	0	0	0	0	0	2	2	0	0	.322	
May 28, 2004	at Stanford	*	3	0	0	0	0	0	0	0	0	0	0	0	0	0	0	1	4	1	0	.312	
Totals			20	93	21	29	21	7	0	5	9	0	1	0	2	1	0	2	36	167	8	2	.312

Year	Avg	GP-GS	AB	R	H	2B	3B	HR	RBI	TB	SLG%	BB	HBP	SO	GDP	OB%	SF	SH	SB-ATT	PO	A	E	FLD%
2004....	.312	40-20	93	21	29	7	0	5	21	51	.548	9	2	36	2	.385	0	1	1-1	167	8	2	.989
TOTAL...	.312	40-20	93	21	29	7	0	5	21	51	.548	9	2	36	2	.385	0	1	1-1	167	8	2	.989

Situation	Avg	AB	H	RBI	2B	3B	HR	TB	SLG%	BB	HBP	SO	GDP	OB%	SH	SF
vs left.....	.231	39	9	7	1	0	2	16	.410	2	1	17	2	.286	1	0
vs right.....	.370	54	20	14	6	0	3	35	.648	7	1	19	0	.452	0	0
as leadoff.....	.308	13	4	1	0	0	1	7	.538	1	0	3	0	.357	0	0
with runners.....	.313	48	15	19	5	0	3	29	.604	6	1	24	2	.400	1	0
w/runners & 2-out...	.211	19	4	7	1	0	1	8	.421	5	0	10	0	.375	0	0
mhrs in scoring pos.	.333	30	10	19	4	0	3	23	.767	4	1	16	0	.429	1	0
scoring pos & 2-out.	.214	14	3	7	1	0	1	7	.500	3	0	7	0	.353	0	0
bases empty.....	.311	45	14	2	2	0	2	22	.489	3	1	12	0	.367	0	0
bases loaded.....	.429	7	3	8	2	0	1	8	1.143	0	0	3	0	.429	0	0
pinch-hitting.....	.308	13	4	2	3	0	0	7	.538	0	0	5	1	.308	0	0

#9 Colin Curtis -- 2004 Game-by-Game

Date	Opponent	GS	AB	R	H	RBI	2B	3B	HR	BB	IBB	SB	CS	HBP	SAC	SF	GDP	K	PO	A	E	Avg	
Feb 06, 2004	Florida State	*	3	0	0	0	0	0	0	1	0	0	0	0	0	0	0	0	1	0	0	.000	
Feb 07, 2004	Florida State	*	5	3	3	4	1	0	1	0	0	0	0	0	0	0	0	1	3	0	0	.375	
Feb 08, 2004	Florida State	*	4	0	1	2	0	0	0	2	0	1	0	0	0	0	0	2	0	0	0	.333	
Feb 13, 2004	vs CS Northridge	*	4	3	3	1	0	0	0	0	0	1	0	1	0	0	0	0	1	0	0	.438	
Feb 14, 2004	vs Utah	*	3	0	0	0	0	0	0	2	0	1	0	0	0	0	1	1	1	0	0	.368	
Feb 15, 2004	vs Oklahoma	*	4	0	1	0	0	0	0	0	0	0	0	0	0	0	0	1	4	0	0	.348	
Feb 16, 2004	Gonzaga	*	2	1	1	1	0	0	0	1	0	1	0	1	0	0	0	0	3	0	0	.360	
Feb 20, 2004	vs Lamar	*	3	1	1	0	0	0	0	0	0	2	0	1	0	0	0	1	2	0	0	.357	
Feb 21, 2004	vs Memphis	*	4	1	2	2	1	0	1	0	0	0	0	0	0	0	0	0	2	0	0	.375	
Feb 22, 2004	at Rice	*	4	0	1	0	0	0	0	0	0	0	0	0	0	0	0	2	4	0	0	.361	
Feb 24, 2004	Arizona	*	2	0	1	0	0	0	0	2	0	0	1	0	0	0	0	1	3	0	0	.368	
Feb 27, 2004	Connecticut	*	3	1	1	4	0	0	1	0	0	0	0	0	0	0	0	0	0	0	0	.366	
Feb 28, 2004	Connecticut	*	3	2	2	2	0	0	1	3	0	0	0	0	0	0	1	0	1	0	0	.386	
Feb 29, 2004	Connecticut	*	3	1	1	0	0	0	0	1	0	0	0	0	0	0	0	0	1	0	0	.383	
Mar 05, 2004	East Carolina	*	3	0	0	0	0	0	0	0	0	0	0	0	0	0	0	2	1	0	0	.360	
Mar 06, 2004	East Carolina	*	2	1	0	0	0	0	0	2	0	0	0	0	0	0	0	2	2	0	0	.346	
Mar 07, 2004	East Carolina	*	4	2	1	0	1	0	0	1	0	1	0	0	0	0	0	1	0	0	0	.339	
Mar 12, 2004	Tulane	*	3	0	0	0	0	0	0	1	0	0	0	0	0	0	0	0	4	0	0	.322	
Mar 13, 2004	Tulane	*	3	1	1	0	0	0	0	2	0	0	0	0	0	0	0	1	1	0	0	.323	
Mar 14, 2004	Tulane	*	4	1	2	0	0	0	0	0	0	0	0	0	0	0	1	0	3	0	0	.333	
Mar 16, 2004	Oklahoma State	*	3	0	0	0	0	0	0	1	0	0	0	0	0	0	0	1	1	0	0	.319	
Mar 17, 2004	Oklahoma State	*	3	1	2	2	1	0	0	0	0	0	0	0	0	0	0	0	2	0	0	.333	
Mar 19, 2004	California	*	3	1	1	0	0	0	0	2	0	0	0	0	0	0	0	0	2	0	0	.333	
Mar 20, 2004	California	*	4	0	1	1	0	0	0	0	0	0	0	0	0	0	0	0	3	0	0	.329	
Mar 21, 2004	California	*	5	1	3	1	2	0	0	0	0	0	0	0	0	0	0	1	3	0	0	.345	
Mar 26, 2004	Washington	*	3	0	0	0	0	0	0	0	0	0	0	0	0	0	0	2	5	0	0	.333	
Mar 27, 2004	Washington	*	3	1	1	1	0	0	0	2	0	0	0	0	0	0	0	0	3	0	0	.333	
Mar 28, 2004	Washington	*	4	0	0	0	0	0	0	1	0	0	0	0	0	0	0	0	3	0	0	.319	
Apr 02, 2004	USC	*	3	2	2	0	1	0	0	1	0	1	0	1	0	0	0	0	5	0	0	.330	
Apr 03, 2004	USC	*	3	1	1	0	0	0	0	2	0	0	0	0	0	0	0	1	3	0	0	.330	
Apr 04, 2004	USC	*	3	0	0	0	0	0	0	0	0	0	0	0	0	0	0	2	1	0	0	.320	
Apr 08, 2004	Oral Roberts	*	4	0	0	0	0	0	0	0	0	0	0	0	0	0	0	2	1	0	0	.308	
Apr 09, 2004	Oral Roberts	*	4	1	1	0	0	0	0	0	0	0	0	0	0	0	1	0	0	0	0	.306	
Apr 10, 2004	Oral Roberts	*	1	0	0	0	0	0	0	0	0	0	0	0	0	0	0	0	1	0	0	.304	
Apr 12, 2004	Arizona	*	2	0	0	1	0	0	0	0	0	0	0	0	0	0	0	0	3	0	0	.298	
Apr 16, 2004	at UCLA	*	5	0	2	2	0	0	0	0	0	0	0	0	0	0	0	1	1	0	0	.303	
Apr 17, 2004	at UCLA	*	4	2	2	0	1	0	0	0	0	0	0	0	0	0	0	0	3	0	0	.309	
Apr 18, 2004	at UCLA	*	4	0	1	1	1	0	0	0	0	0	0	0	0	1	0	3	2	0	0	.307	
Apr 23, 2004	at Washington State	*	5	1	1	0	0	0	0	0	0	0	0	0	0	0	0	0	3	0	0	.303	
Apr 24, 2004	at Washington State	*	4	0	0	0	0	0	0	0	0	0	0	0	0	0	0	0	1	0	0	.294	
Apr 27, 2004	at Wichita State	*	5	0	2	1	1	0	0	0	0	0	0	0	0	0	1	0	1	0	1	.298	
Apr 28, 2004	at Wichita State	*	4	1	2	0	0	0	0	0	0	0	1	0	0	0	0	0	1	2	0	0	.303
May 03, 2004	New Mexico State	*	4	1	2	5	0	0	1	1	0	0	0	1	0	0	1	0	3	0	0	.309	
May 04, 2004	New Mexico State	*	3	1	1	0	0	0	0	1	0	0	0	0	0	0	0	0	0	0	0	.309	
May 14, 2004	Oregon State	*	4	1	1	1	0	0	0	0	0	1	0	0	0	0	0	0	3	0	0	.308	
May 15, 2004	Oregon State	*	2	0	0	0	0	0	0	2	0	0	0	0	0	0	0	1	2	0	0	.304	
May 16, 2004	Oregon State	*	2	2	0	0	0	0	0	2	0	0	0	0	0	0	0	0	0	0	0	.300	
May 18, 2004	at New Mexico	*	2	1	2	1	1	0	0	1	0	0	0	0	0	0	0	0	0	0	0	.309	
May 19, 2004	at New Mexico State	*	5	0	1	2	0	0	0	0	0	1	0	0	0	0	0	1	5	0	0	.305	
May 21, 2004	at Arizona	*	3	0	0	0	0	0	0	2	0	0	0	0	0	0	0	2	2	0	0	.300	
May 22, 2004	at Arizona	*	2	0	0	1	0	0	0	1	0	1	0	0	0	1	0	0	3	0	0	.297	
May 23, 2004	at Arizona	*	3	0	1	0	0	0	0	0	0	0	0	0	0	0	0	1	2	0	0	.297	
May 28, 2004	at Stanford	*	3	0	1	0	0	0	0	1	0	0	0	0	0	0	0	2	3	0	0	.298	
May 29, 2004	at Stanford	*	2	0	0	0	0	0	0	0	0	0	0	0	0	0	0	2	3	0	0	.294	
Totals			54	180	36	53	36	11	0	5	38	0	11	2	5	0	2	7	38	112	0	1	.294

Year	Avg	GP-GS	AB	R	H	2B	3B	HR	RBI	TB	SLG%	BB	HBP	SO	GDP	OB%	SF	SH	SB-ATT	PO	A	E	FLD%
2004....	.294	54-54	180	36	53	11	0	5	36	79	.439	38	5	38	7	.427	2	0	11-13	112	0	1	.991
TOTAL...	.294	54-54	180	36	53	11	0	5	36	79	.439	38	5	38	7	.427	2	0	11-13	112	0	1	.991

Situation	Avg	AB	H	RBI	2B	3B	HR	TB	SLG%	BB	HBP	SO	GDP	OB%	SH	SF
as leadoff.....	.333	42	14	1	2	0	1	19	.452	8	1	10	0	.451	0	0
with runners.....	.292	96	28	35	6	0	4	46	.479	22	3	20	7	.431	0	2
w/runners & 2-out...	.319	47	15	20	4	0	3	28	.596	15	0	11	0	.484	0	0
rnrs in scoring pos.	.303	66	20	32	2	0	3	31	.470	18	2	13	4	.455	0	2
scoring pos & 2-out.	.297	37	11	17	2	0	2	19	.514	13	0	8	0	.480	0	0
bases empty.....	.298	84	25	1	5	0	1	33	.393	16	2	18	0	.422	0	0
bases loaded.....	.133	15	2	8	1	0	0	3	.200	2	1	4	2	.263	0	1

#6 Seth Dhaenens -- 2004 Game-by-Game

Date	Opponent	GS	AB	R	H	RBI	2B	3B	HR	BB	IBB	SB	CS	HBP	SAC	SF	GDP	K	PO	A	E	Avg	
Feb 06, 2004	Florida State		0	0	0	0	0	0	0	0	0	0	0	0	0	0	0	0	0	0	0	.000	
Feb 07, 2004	Florida State		0	0	0	0	0	0	0	0	0	0	0	0	0	0	0	0	0	1	0	.000	
Feb 13, 2004	vs CS Northridge		1	1	0	0	0	0	0	1	0	0	0	0	0	0	0	1	0	0	0	.000	
Feb 14, 2004	vs Utah		0	0	0	0	0	0	0	1	0	0	0	0	0	0	0	0	0	0	0	.000	
Feb 15, 2004	vs Oklahoma		0	0	0	0	0	0	0	1	0	0	0	0	0	0	0	0	0	1	0	.000	
Feb 16, 2004	Gonzaga		0	0	0	0	0	0	0	0	0	0	0	0	0	0	0	0	0	0	1	.000	
Feb 20, 2004	vs Lamar	*	2	0	1	1	1	0	0	2	0	0	0	0	0	0	0	1	0	2	0	.333	
Feb 21, 2004	vs Memphis	*	1	1	0	0	0	0	0	2	0	0	0	0	0	0	0	1	1	1	0	.250	
Feb 22, 2004	at Rice	*	2	1	0	0	0	0	0	1	0	0	1	0	0	0	0	0	1	2	0	.167	
Feb 27, 2004	Connecticut		3	0	0	0	0	0	0	0	0	0	0	0	0	0	1	0	0	1	0	.111	
Feb 28, 2004	Connecticut	*	2	1	1	1	0	0	0	1	0	0	0	0	1	0	0	0	3	1	0	.182	
Feb 29, 2004	Connecticut	*	1	4	0	0	0	0	0	3	0	0	0	0	0	0	0	0	0	0	0	.167	
Mar 05, 2004	East Carolina		0	1	0	0	0	0	0	0	0	0	0	0	0	0	0	0	0	0	0	.167	
Mar 07, 2004	East Carolina	*	3	0	2	0	0	0	0	1	0	0	1	0	1	0	1	0	1	5	0	.267	
Mar 12, 2004	Tulane	*	3	1	0	0	0	0	0	0	0	0	0	0	1	0	0	0	0	1	0	.222	
Mar 13, 2004	Tulane	*	4	2	1	0	0	0	0	0	0	1	0	0	0	0	1	1	2	1	0	.227	
Mar 14, 2004	Tulane	*	4	1	1	0	0	0	0	0	0	0	0	0	0	0	0	0	0	2	1	.231	
Mar 16, 2004	Oklahoma State	*	3	0	1	0	0	0	0	1	0	0	0	0	0	0	0	1	4	3	1	.241	
Mar 17, 2004	Oklahoma State	*	5	1	1	1	0	0	0	0	0	0	0	0	0	0	0	1	2	2	0	.235	
Mar 19, 2004	California	*	5	1	1	0	0	0	0	0	0	1	0	0	0	0	0	2	2	4	0	.231	
Mar 20, 2004	California	*	4	0	2	1	0	0	0	0	0	0	0	0	0	0	0	1	2	0	0	.256	
Mar 21, 2004	California	*	4	0	0	0	0	0	0	0	0	0	0	0	0	0	0	1	1	2	1	.234	
Mar 26, 2004	Washington	*	3	1	2	0	1	0	0	0	0	0	0	0	0	0	0	0	0	0	0	.260	
Mar 27, 2004	Washington	*	4	1	0	0	0	0	0	0	0	0	0	0	0	0	0	0	2	2	0	.241	
Mar 28, 2004	Washington	*	2	1	0	0	0	0	0	3	0	0	0	0	0	0	1	0	1	0	0	.232	
Apr 02, 2004	USC	*	2	1	1	0	0	0	0	2	0	0	1	0	0	0	0	1	0	0	0	.241	
Apr 04, 2004	USC		1	0	0	0	0	0	0	0	0	0	0	0	0	0	0	0	0	1	0	.237	
Apr 08, 2004	Oral Roberts	*	3	1	2	1	0	0	0	0	0	0	1	0	1	0	0	0	1	2	0	.258	
Apr 09, 2004	Oral Roberts	*	3	1	2	0	0	0	0	0	0	0	0	0	0	0	0	0	0	1	0	.277	
Apr 12, 2004	Arizona	*	4	0	0	0	0	0	0	1	0	0	0	0	0	0	0	2	0	2	1	.261	
Apr 16, 2004	at UCLA	*	4	1	0	0	0	0	0	1	0	0	0	0	0	0	0	2	3	0	0	.247	
Apr 17, 2004	at UCLA		0	0	0	0	0	0	0	0	0	0	0	0	0	0	0	0	0	0	0	.247	
Apr 24, 2004	at Washington State	*	2	0	1	0	0	0	0	0	0	0	0	0	0	0	0	1	0	3	0	.253	
Apr 27, 2004	at Wichita State		0	0	0	0	0	0	0	0	0	0	0	0	0	0	0	0	1	1	0	.253	
Apr 28, 2004	at Wichita State		0	0	0	0	0	0	0	0	0	0	0	0	0	0	0	0	0	1	0	.253	
May 03, 2004	New Mexico State		1	0	0	0	0	0	0	0	0	0	0	0	0	0	0	1	0	1	0	.250	
May 18, 2004	at New Mexico		5	2	3	2	0	0	0	0	0	0	0	0	0	0	0	1	1	1	0	.272	
May 19, 2004	at New Mexico State	*	4	2	1	0	1	0	0	1	0	1	0	0	0	0	1	1	0	1	0	.271	
May 21, 2004	at Arizona		0	0	0	0	0	0	0	0	0	0	0	0	0	0	0	0	0	3	0	.271	
May 22, 2004	at Arizona		0	0	0	0	0	0	0	0	0	0	0	0	0	0	0	0	0	1	0	.271	
May 29, 2004	at Stanford	*	3	0	0	0	0	0	0	1	0	0	0	0	0	0	0	1	0	0	0	.261	
May 30, 2004	at Stanford		1	0	0	0	0	0	0	0	0	0	0	0	0	0	0	0	1	0	0	.258	
Totals			25	89	26	23	7	3	0	0	23	0	3	4	0	4	0	5	20	29	49	5	.258

Year	Avg	GP-GS	AB	R	H	2B	3B	HR	RBI	TB	SLG%	BB	HBP	SO	GDP	OB%	SF	SH	SB-ATT	PO	A	E	FLD%
2004....	.258	42-25	89	26	23	3	0	0	7	26	.292	23	0	20	5	.411	0	4	3-7	29	49	5	.940
TOTAL...	.258	42-25	89	26	23	3	0	0	7	26	.292	23	0	20	5	.411	0	4	3-7	29	49	5	.940

Situation	Avg	AB	H	RBI	2B	3B	HR	TB	SLG%	BB	HBP	SO	GDP	OB%	SH	SF
as leadoff.....	.438	16	7	0	0	0	0	7	.438	3	0	3	0	.526	0	0
with runners.....	.191	47	9	7	1	0	0	10	.213	15	0	9	5	.387	4	0
w/runners & 2-out...	.111	18	2	1	0	0	0	2	.111	5	0	5	0	.304	0	0
mhrs in scoring pos.	.206	34	7	7	1	0	0	8	.235	10	0	7	3	.386	4	0
scoring pos & 2-out.	.071	14	1	1	0	0	0	1	.071	3	0	4	0	.235	0	0
bases empty.....	.333	42	14	0	2	0	0	16	.381	8	0	11	0	.440	0	0
bases loaded.....	.333	3	1	3	0	0	0	1	.333	1	0	0	1	.500	0	0
pinch-hitting.....	.000	4	0	0	0	0	0	0	.000	2	0	2	0	.333	0	0

#39 Tuffy Gosewisch -- 2004 Game-by-Game

Date	Opponent	GS	AB	R	H	RBI	2B	3B	HR	BB	IBB	SB	CS	HBP	SAC	SF	GDP	K	PO	A	E	Avg	
Feb 06, 2004	Florida State	*	4	0	2	2	2	0	0	1	0	0	0	0	0	0	0	2	5	0	0	.500	
Feb 07, 2004	Florida State	*	5	0	1	1	0	0	0	0	0	0	0	0	0	0	0	0	7	0	0	.333	
Feb 08, 2004	Florida State	*	3	1	0	0	0	0	0	2	1	0	0	0	0	0	0	0	16	1	0	.250	
Feb 13, 2004	vs CS Northridge	*	4	1	1	0	0	0	0	0	0	0	0	0	1	0	0	1	6	2	0	.250	
Feb 14, 2004	vs Utah	*	2	1	1	2	0	0	0	1	0	0	1	0	0	0	0	0	7	0	0	.278	
Feb 15, 2004	vs Oklahoma	*	3	0	1	0	0	0	0	1	0	0	0	0	0	0	0	0	7	1	0	.286	
Feb 16, 2004	Gonzaga	*	4	2	2	2	1	0	0	0	0	0	0	0	0	0	0	0	13	1	0	.320	
Feb 20, 2004	vs Lamar	*	4	0	2	0	0	0	0	0	0	0	0	0	0	0	1	0	4	0	0	.345	
Feb 21, 2004	vs Memphis	*	4	1	2	0	1	0	0	0	0	0	0	0	0	0	0	1	9	1	0	.364	
Feb 22, 2004	at Rice	*	4	0	0	0	0	0	0	0	0	0	0	0	0	0	0	1	8	1	0	.324	
Feb 24, 2004	Arizona	*	4	0	0	0	0	0	0	0	0	0	0	0	0	0	0	1	14	2	0	.293	
Feb 27, 2004	Connecticut	*	2	1	1	0	0	0	0	1	0	0	0	0	0	0	0	0	2	0	0	.302	
Feb 28, 2004	Connecticut	*	4	2	3	1	1	0	0	0	0	0	0	0	0	0	0	0	8	1	1	.340	
Feb 29, 2004	Connecticut	*	2	3	1	0	0	0	0	2	0	0	0	0	0	0	0	0	5	0	0	.347	
Mar 05, 2004	East Carolina	*	4	1	1	1	0	0	1	0	0	0	0	0	0	0	0	3	8	0	0	.340	
Mar 06, 2004	East Carolina	*	3	0	0	0	0	0	0	0	0	0	0	0	1	0	0	1	6	0	0	.321	
Mar 07, 2004	East Carolina	*	3	0	3	2	0	0	0	0	0	0	0	0	2	0	0	0	7	0	0	.356	
Mar 12, 2004	Tulane	*	3	0	0	0	0	0	0	1	0	0	0	0	0	0	0	0	7	2	0	.339	
Mar 13, 2004	Tulane	*	5	0	2	1	1	0	0	0	0	0	0	0	0	0	0	1	5	1	0	.343	
Mar 14, 2004	Tulane	*	3	1	1	0	0	0	0	1	0	0	0	0	0	0	0	1	10	1	0	.343	
Mar 16, 2004	Oklahoma State	*	4	0	0	0	0	0	0	0	0	0	0	0	0	0	1	0	8	0	0	.324	
Mar 17, 2004	Oklahoma State	*	3	1	1	1	0	0	0	1	0	0	0	0	0	0	0	0	3	1	0	.325	
Mar 19, 2004	California	*	4	0	1	2	0	0	0	1	0	0	0	0	0	0	0	3	4	1	1	.321	
Mar 20, 2004	California	*	2	1	1	0	0	0	0	0	0	0	0	0	0	0	0	0	3	1	0	.325	
Mar 21, 2004	California	*	3	0	2	0	0	0	0	0	0	0	0	0	1	0	0	1	6	1	0	.337	
Mar 26, 2004	Washington	*	3	0	2	0	0	0	0	1	0	0	0	0	0	0	0	0	8	1	0	.348	
Mar 27, 2004	Washington	*	3	2	2	1	0	0	0	1	0	0	0	1	0	0	0	0	9	0	0	.359	
Mar 28, 2004	Washington	*	3	1	0	0	0	0	0	1	0	0	0	1	0	0	0	0	5	1	1	.347	
Apr 02, 2004	USC	*	4	1	1	3	1	0	0	1	0	0	0	0	0	0	0	1	7	1	0	.343	
Apr 03, 2004	USC	*	4	0	0	0	0	0	0	0	0	0	0	0	0	0	0	0	4	1	0	.330	
Apr 04, 2004	USC	*	3	0	0	0	0	0	0	1	0	0	0	0	0	0	0	1	7	0	0	.321	
Apr 08, 2004	Oral Roberts	*	4	1	2	0	0	0	0	0	0	0	0	0	0	0	0	0	7	0	0	.327	
Apr 09, 2004	Oral Roberts	*	3	1	2	2	0	0	1	0	0	0	0	0	0	0	0	0	7	3	0	.336	
Apr 10, 2004	Oral Roberts	*	4	1	1	0	0	0	0	0	0	0	0	0	0	0	0	1	9	0	1	.333	
Apr 12, 2004	Arizona	*	3	0	1	1	0	0	0	0	0	0	0	0	0	0	0	1	7	1	1	.333	
Apr 16, 2004	at UCLA	*	2	2	2	2	1	0	0	2	0	0	0	0	0	0	0	0	2	1	0	.344	
Apr 17, 2004	at UCLA	*	3	0	2	0	0	0	0	1	0	0	0	0	0	0	0	1	6	2	0	.352	
Apr 18, 2004	at UCLA	*	3	1	0	1	0	0	0	2	0	0	0	0	0	0	0	1	10	0	0	.344	
Apr 23, 2004	at Washington State	*	5	1	3	3	1	0	0	0	0	0	0	0	1	0	0	0	0	1	0	.353	
Apr 24, 2004	at Washington State	*	3	0	0	1	0	0	0	0	0	0	0	0	0	1	0	1	7	1	0	.346	
Apr 25, 2004	at Washington State	*	3	1	1	0	0	0	0	1	0	0	0	0	0	0	0	0	5	0	1	.345	
Apr 27, 2004	at Wichita State	*	4	0	2	2	1	0	0	1	0	0	0	0	0	0	0	0	8	1	0	.350	
Apr 28, 2004	at Wichita State	*	3	0	1	1	0	0	0	0	0	0	0	0	0	0	1	0	7	1	0	.349	
May 03, 2004	New Mexico State	*	3	2	2	4	1	0	0	2	0	0	0	0	0	0	0	1	8	1	0	.356	
May 04, 2004	New Mexico State	*	3	1	1	2	1	0	0	1	0	0	0	0	0	0	0	1	8	0	0	.355	
May 14, 2004	Oregon State	*	4	0	1	0	0	0	0	0	0	0	0	0	0	0	0	0	9	1	0	.353	
May 15, 2004	Oregon State	*	2	0	0	1	0	0	0	1	0	0	0	1	0	0	0	1	13	1	0	.348	
May 16, 2004	Oregon State	*	3	2	1	1	0	0	0	1	0	0	1	0	0	0	0	0	8	0	0	.348	
May 18, 2004	at New Mexico	*	2	1	2	0	0	0	0	0	0	0	0	1	0	0	0	0	3	1	0	.356	
May 19, 2004	at New Mexico State	*	3	0	1	2	1	0	0	0	0	0	0	0	2	0	0	1	11	0	0	.355	
May 21, 2004	at Arizona	*	5	1	1	2	0	1	0	0	0	0	0	0	0	0	0	2	8	0	1	.351	
May 22, 2004	at Arizona	*	4	0	0	0	0	0	0	0	0	0	0	0	0	0	0	2	10	0	0	.343	
May 23, 2004	at Arizona	*	4	0	2	0	0	0	0	0	0	0	0	1	0	0	0	1	6	1	0	.346	
May 28, 2004	at Stanford	*	4	0	2	0	1	0	0	0	0	0	0	0	0	0	0	0	6	1	0	.350	
May 29, 2004	at Stanford	*	1	0	0	1	0	0	0	0	0	0	0	0	0	1	0	0	4	0	0	.348	
May 30, 2004	at Stanford	*	4	1	1	1	0	0	0	0	0	0	0	1	0	0	0	1	7	0	0	.346	
Totals			55	188	36	65	46	14	1	2	29	1	0	2	6	8	3	2	34	394	39	7	.346

Year	Avg	GP-GS	AB	R	H	2B	3B	HR	RBI	TB	SLG%	BB	HBP	SO	GDP	OB%	SF	SH	SB-ATT	PO	A	E	FLD%
2002....	.128	30-12	39	6	5	0	0	0	2	5	.128	4	0	12	4	.209	0	0	0-0	117	11	1	.992
2003....	.340	59-45	144	41	49	9	0	2	41	64	.444	22	9	19	3	.442	6	4	2-2	346	31	0	1.000
2004....	.346	56-55	188	36	65	14	1	2	46	87	.463	29	6	34	2	.442	3	8	0-2	394	39	7	.984
TOTAL...	.321	145-112	371	83	119	23	1	4	89	156	.420	55	15	65	9	.420	9	12	2-4	857	81	8	.992

Situation	Avg	AB	H	RBI	2B	3B	HR	TB	SLG%	BB	HBP	SO	GDP	OB%	SH	SF
as leadoff.....	.227	44	10	1	2	0	1	15	.341	4	1	11	0	.306	0	0
with runners.....	.370	100	37	45	9	1	1	51	.510	18	3	14	2	.468	8	3
w/runners & 2-out...	.391	46	18	18	5	1	0	25	.543	6	1	5	0	.472	0	0
mhrs in scoring pos.	.367	60	22	41	7	1	0	31	.517	17	2	11	1	.500	6	3
scoring pos & 2-out.	.333	27	9	17	4	1	0	15	.556	5	1	5	0	.455	0	0
bases empty.....	.318	88	28	1	5	0	1	36	.409	11	3	20	0	.412	0	0
bases loaded.....	.563	16	9	26	6	0	0	15	.938	4	0	1	0	.591	0	2
pinch-hitting.....	.000	1	0	0	0	0	0	0	.000	0	0	0	0	.000	0	0

#11 Jeff Larish -- 2004 Game-by-Game

Date	Opponent	GS	AB	R	H	RBI	2B	3B	HR	BB	IBB	SB	CS	HBP	SAC	SF	GDP	K	PO	A	E	Avg	
Feb 06, 2004	Florida State	*	3	0	0	0	0	0	0	2	1	0	0	0	0	0	0	0	2	0	0	.000	
Feb 07, 2004	Florida State	*	4	1	2	2	0	0	0	1	0	0	0	0	0	0	0	1	1	0	0	.286	
Feb 08, 2004	Florida State	*	3	1	1	1	1	0	0	3	1	0	0	0	0	0	0	0	0	0	0	.300	
Feb 13, 2004	vs CS Northridge	*	4	1	1	0	1	0	0	2	0	0	0	0	0	0	0	1	0	0	0	.286	
Feb 14, 2004	vs Utah	*	4	0	1	2	1	0	0	1	0	0	0	0	0	0	0	2	4	0	0	.278	
Feb 15, 2004	vs Oklahoma	*	4	0	1	0	0	0	0	0	0	0	0	0	0	0	0	2	1	0	0	.273	
Feb 16, 2004	Gonzaga	*	4	0	0	1	0	0	0	0	0	0	0	0	0	1	0	2	2	0	0	.231	
Feb 20, 2004	vs Lamar	*	5	0	1	0	0	0	0	0	0	0	1	0	0	0	0	3	1	0	0	.226	
Feb 21, 2004	vs Memphis	*	5	0	0	0	0	0	0	0	0	0	0	0	0	0	0	1	0	0	0	.194	
Feb 22, 2004	at Rice	*	3	0	1	0	1	0	0	1	0	0	1	0	0	0	0	0	0	0	0	.205	
Feb 24, 2004	Arizona	*	5	1	2	1	0	0	0	0	0	0	0	0	0	0	0	1	1	0	0	.227	
Feb 27, 2004	Connecticut	*	4	2	2	4	1	0	0	1	0	0	0	0	0	0	0	1	4	0	0	.250	
Feb 28, 2004	Connecticut	*	4	2	2	0	1	0	0	2	0	0	0	0	0	0	0	0	0	0	0	.269	
Feb 29, 2004	Connecticut	*	5	1	1	2	0	0	1	1	0	0	0	0	0	0	0	2	3	0	0	.263	
Mar 05, 2004	East Carolina	*	3	1	1	2	0	0	0	1	0	0	0	0	0	0	0	0	1	0	0	.267	
Mar 06, 2004	East Carolina	*	3	0	1	1	1	0	0	0	0	0	0	0	0	1	0	0	4	0	0	.270	
Mar 07, 2004	East Carolina	*	5	0	1	0	0	0	0	0	0	0	0	0	0	0	0	1	2	0	0	.265	
Mar 12, 2004	Tulane	*	4	0	0	1	0	0	0	1	0	0	0	0	0	0	0	0	1	0	0	.250	
Mar 13, 2004	Tulane	*	4	2	2	3	1	0	1	1	0	0	0	0	0	0	0	1	2	0	0	.263	
Mar 14, 2004	Tulane	*	4	0	0	0	0	0	0	0	0	0	0	0	0	0	0	1	1	0	0	.250	
Mar 16, 2004	Oklahoma State	*	3	1	3	0	0	0	0	1	0	0	0	0	0	0	0	0	1	0	0	.277	
Mar 17, 2004	Oklahoma State	*	6	2	3	4	2	0	0	0	0	0	0	0	0	0	0	2	2	0	0	.292	
Mar 19, 2004	California	*	5	1	1	1	1	0	0	0	0	0	0	0	0	0	0	2	1	0	0	.287	
Mar 26, 2004	Washington	*	4	0	1	0	0	0	0	0	0	0	0	0	0	0	0	2	2	1	0	.286	
Mar 27, 2004	Washington	*	4	0	1	0	0	0	0	1	1	0	0	0	0	0	0	0	2	0	0	.284	
Mar 28, 2004	Washington	*	5	0	0	0	0	0	0	0	0	0	0	0	0	0	0	0	3	0	0	.271	
Apr 02, 2004	USC	*	5	2	3	1	0	0	0	0	0	1	0	0	0	0	0	1	3	0	0	.286	
Apr 03, 2004	USC	*	4	0	1	0	0	0	0	0	0	0	0	0	0	0	0	1	2	1	0	.284	
Apr 04, 2004	USC	*	2	1	0	0	0	0	0	1	0	0	0	0	0	0	0	2	2	0	0	.280	
Apr 08, 2004	Oral Roberts	*	4	1	0	0	0	0	0	1	0	0	0	0	0	0	0	1	1	0	0	.270	
Apr 09, 2004	Oral Roberts	*	4	0	2	0	0	0	0	0	0	0	1	0	0	0	0	1	0	0	0	.278	
Apr 10, 2004	Oral Roberts	*	4	0	0	0	0	0	0	0	0	0	0	0	0	0	0	1	1	0	0	.269	
Apr 12, 2004	Arizona	*	4	1	1	0	1	0	0	1	0	1	0	0	0	0	0	1	1	0	0	.269	
Apr 16, 2004	at UCLA	*	5	1	1	2	1	0	0	0	0	0	0	0	0	0	1	2	2	0	0	.266	
Apr 17, 2004	at UCLA	*	4	1	1	0	0	0	0	0	0	0	0	0	0	0	0	1	2	0	0	.266	
Apr 18, 2004	at UCLA	*	4	1	2	3	1	0	0	1	0	0	0	0	0	0	0	0	1	0	0	.272	
Apr 23, 2004	at Washington State	*	5	1	1	2	0	0	0	1	0	0	0	0	0	0	0	2	3	0	0	.270	
Apr 24, 2004	at Washington State	*	5	1	2	1	1	0	0	0	0	0	0	0	0	0	0	1	1	0	0	.274	
Apr 25, 2004	at Washington State	*	4	1	2	0	1	0	0	0	0	0	0	0	0	0	0	1	1	0	0	.280	
Apr 27, 2004	at Wichita State	*	4	1	2	2	0	0	1	1	0	0	0	0	0	0	0	0	1	0	0	.285	
Apr 28, 2004	at Wichita State	*	5	0	2	0	0	0	0	0	0	0	1	0	0	0	0	0	2	0	0	.288	
May 03, 2004	New Mexico State	*	6	3	4	1	0	0	0	1	0	0	0	0	0	0	0	1	0	0	0	.301	
May 04, 2004	New Mexico State	*	3	0	1	0	0	0	0	1	0	1	0	0	0	0	0	0	2	0	0	.302	
May 14, 2004	Oregon State	*	5	0	2	0	0	0	0	0	0	0	0	0	0	0	0	0	1	0	0	.304	
May 15, 2004	Oregon State	*	4	0	1	2	0	0	0	0	0	0	0	0	0	0	0	1	1	0	0	.303	
May 16, 2004	Oregon State	*	5	0	0	0	0	0	0	0	0	0	0	0	0	0	0	0	1	0	0	.295	
May 18, 2004	at New Mexico	*	5	3	2	2	0	0	1	2	0	0	0	0	0	0	0	0	0	0	0	.298	
May 19, 2004	at New Mexico State	*	3	2	0	0	0	0	0	1	0	0	0	1	0	0	0	0	2	0	0	.294	
May 21, 2004	at Arizona	*	4	1	2	0	0	0	0	1	0	0	0	0	0	0	0	1	3	0	0	.298	
May 22, 2004	at Arizona	*	4	1	2	0	0	0	0	1	1	0	0	0	0	0	0	0	1	0	0	.301	
May 23, 2004	at Arizona	*	4	3	3	4	0	0	2	1	0	0	0	0	0	0	0	0	2	0	0	.310	
May 28, 2004	at Stanford	*	3	0	0	0	0	0	0	1	0	0	0	0	0	0	0	2	4	0	0	.306	
May 29, 2004	at Stanford	*	4	1	1	0	1	0	0	0	0	0	0	0	0	0	0	1	3	0	0	.305	
May 30, 2004	at Stanford	*	4	3	2	4	0	0	1	1	0	0	0	0	0	0	0	0	2	0	0	.308	
Totals			54	224	45	69	49	17	0	7	35	4	3	4	1	0	2	1	46	86	2	0	.308

Year	Avg	GP-GS	AB	R	H	2B	3B	HR	RBI	TB	SLG%	BB	HBP	SO	GDP	OB%	SF	SH	SB-ATT	PO	A	E	FLD%
2002....	.328	34-33	128	31	42	4	3	3	24	61	.477	29	0	19	3	.447	2	0	0-1	30	45	5	.938
2003....	.372	65-64	234	80	87	18	2	18	95	163	.697	78	6	42	5	.528	6	1	3-5	507	29	6	.989
2004....	.308	54-54	224	45	69	17	0	7	49	107	.478	35	1	46	1	.401	2	0	3-7	86	2	0	1.000
TOTAL....	.338	153-151	586	156	198	39	5	28	168	331	.565	142	7	107	9	.466	10	1	6-13	623	76	11	.985

Situation	Avg	AB	H	RBI	2B	3B	HR	TB	SLG%	BB	HBP	SO	GDP	OB%	SH	SF
as leadoff.....	.205	39	8	1	2	0	1	13	.333	3	0	5	0	.262	0	0
with runners.....	.309	139	43	45	11	0	3	63	.453	25	1	36	1	.413	0	2
w/runners & 2-out...	.283	53	15	18	4	0	2	25	.472	9	0	13	0	.387	0	0
mhrs in scoring pos.	.296	98	29	45	10	0	3	48	.490	20	0	27	0	.408	0	2
scoring pos & 2-out.	.275	40	11	18	4	0	2	21	.525	7	0	11	0	.383	0	0
bases empty.....	.306	85	26	4	6	0	4	44	.518	10	0	10	0	.379	0	0
bases loaded.....	.375	16	6	16	3	0	1	12	.750	0	0	2	0	.375	0	0

#47 Ty Marotz -- 2004 Game-by-Game

Date	Opponent	GS	IP	H	R	ER	BB	SO	2B	3B	HR	WP	BK	HBP	DP	IBB	Score	W-L	SV	ERA
Feb 07, 2004	Florida State		0.2	2	1	1	1	0	0	0	1	0	0	0	0	0	10-9	0-0	0	13.50
Feb 14, 2004	vs Utah		2.0	1	0	0	0	3	0	0	0	0	0	0	0	0	11-0	0-0	0	3.38
Feb 27, 2004	Connecticut		1.1	1	0	0	1	1	1	0	0	0	0	0	0	0	18-2	0-0	0	2.25
Feb 29, 2004	Connecticut		1.0	3	3	3	0	2	0	0	1	0	0	0	0	0	18-11	0-0	0	7.20
Mar 07, 2004	East Carolina		0.1	0	0	0	0	0	0	0	0	0	0	0	0	0	7-5	0-0	0	6.75
Mar 17, 2004	Oklahoma State		3.0	3	1	1	1	2	0	0	0	1	1	0	0	0	16-6	0-0	0	5.40
Mar 20, 2004	California		0.1	1	2	1	1	0	0	0	0	0	0	0	0	0	8-20	0-0	0	6.23
Apr 08, 2004	Oral Roberts		0.2	0	0	0	0	0	0	0	0	0	0	0	0	0	7-9	0-0	0	5.79
Apr 10, 2004	Oral Roberts		2.1	1	0	0	1	4	0	0	0	0	0	0	0	0	5-6	0-0	0	4.63
Apr 16, 2004	at UCLA		1.1	0	0	0	0	2	0	0	0	0	0	0	0	0	12-4	0-0	0	4.15
Apr 18, 2004	at UCLA	*	1.2	1	1	1	3	2	1	0	0	0	0	0	0	0	10-11	0-0	0	4.30
Apr 25, 2004	at Washington State		2.0	1	0	0	0	2	0	0	0	0	0	0	0	0	4-8	0-0	0	3.78
Apr 27, 2004	at Wichita State	*	0.1	1	3	2	2	0	0	0	0	0	0	0	0	0	10-9	0-0	0	4.76
May 19, 2004	at New Mexico State	*	3.2	7	3	3	2	5	0	0	2	1	0	0	0	0	12-5	0-0	0	5.23
May 23, 2004	at Arizona		0.1	1	0	0	0	1	0	0	0	0	0	0	0	0	7-13	0-0	0	5.14
May 30, 2004	at Stanford		1.0	1	1	1	1	1	0	0	1	1	0	0	0	0	15-5	0-0	0	5.32
Totals		3	22.0	24	15	13	13	25	2	0	5	3	1	0	0	0	170-123	0-0	0	5.32

Year	ERA	W-L	App	GS	CG	SHO/CBO	SV	IP	H	R	ER	BB	SO	2B	3B	HR	BF	B/Avg	WP	HBP	SFA	SHA
2004....	5.32	0-0	16	3	0	0/1	0	22.0	24	15	13	13	25	2	0	5	102	.276	3	0	2	0
TOTAL...	5.32	0-0	16	3	0	0/1	0	22.0	24	15	13	13	25	2	0	5	102	.276	3	0	2	0

Situation	B/Avg	AB	H	BF	BB	SO	2B	3B	HR	HBP	WP	BK	SH	SF	GDP	Fly	Gnd	BB/G	SO/G
vs leadoff.....	.421	19	8	21	2	2	1	0	2	0	0	0	0	0	0	5	4	4.9	4.9
with runners.....	.239	46	11	54	6	14	1	0	1	0	3	1	0	2	1	17	6	4.3	9.9
w/runners & 2-out...	.217	23	5	27	4	8	0	0	0	0	1	0	0	0	0	8	2	6.0	12.0
rnrs in scoring pos.	.192	26	5	31	3	7	0	0	1	0	1	1	0	2	0	12	4	3.5	8.2
scoring pos & 2-out.	.133	15	2	18	3	6	0	0	0	0	1	0	0	0	0	5	2	6.2	12.5
bases empty.....	.317	41	13	48	7	11	1	0	4	0	0	0	0	0	0	7	10	6.8	10.6
bases loaded.....	.200	5	1	6	1	3	0	0	0	0	0	0	0	0	0	0	1	6.8	20.2

#17 Ryan McKenna -- 2004 Game-by-Game

Date	Opponent	GS	AB	R	H	RBI	2B	3B	HR	BB	IBB	SB	CS	HBP	SAC	SF	GDP	K	PO	A	E	Avg
Feb 07, 2004	Florida State	*	1	1	1	0	1	0	0	0	0	0	0	0	0	0	0	0	0	0	0	1.000
Feb 08, 2004	Florida State		1	0	0	0	0	0	0	1	0	0	0	0	0	0	0	0	0	0	0	.500
Feb 13, 2004	vs CS Northridge		1	0	0	0	0	0	0	0	0	0	0	0	0	0	0	1	0	0	0	.333
Feb 14, 2004	vs Utah		1	0	0	0	0	0	0	0	0	0	0	0	0	0	0	1	0	0	0	.250
Feb 21, 2004	vs Memphis		0	0	0	0	0	0	0	0	0	0	0	0	0	0	0	0	0	0	0	.250
Feb 27, 2004	Connecticut		3	2	2	3	0	1	0	0	0	0	0	0	0	0	0	1	0	0	0	.429
Feb 28, 2004	Connecticut		1	0	0	0	0	0	0	0	0	0	0	0	0	0	0	0	0	0	0	.375
Feb 29, 2004	Connecticut		0	0	0	0	0	0	0	1	0	0	0	0	0	0	0	0	0	0	0	.375
Mar 06, 2004	East Carolina	*	2	0	0	0	0	0	0	0	0	0	0	0	0	0	0	0	0	0	0	.300
Mar 07, 2004	East Carolina		0	0	0	0	0	0	0	0	0	0	0	0	0	0	0	0	1	0	0	.300
Mar 12, 2004	Tulane		2	0	0	0	0	0	0	0	0	0	0	0	0	0	0	1	0	0	0	.250
Mar 14, 2004	Tulane		0	0	0	0	0	0	0	0	0	0	0	0	0	0	0	0	0	0	0	.250
Mar 17, 2004	Oklahoma State		3	1	1	0	0	0	0	0	0	0	0	0	0	0	0	0	2	0	0	.267
Mar 20, 2004	California	*	3	1	0	0	0	0	0	0	0	0	0	0	1	0	0	0	0	0	0	.222
Mar 21, 2004	California		0	0	0	0	0	0	0	0	0	0	0	0	0	0	0	0	0	0	0	.222
Apr 02, 2004	USC		0	0	0	0	0	0	0	0	0	0	0	0	1	0	0	0	0	0	0	.222
Apr 03, 2004	USC		1	0	0	0	0	0	0	0	0	0	0	0	0	0	0	0	0	0	0	.211
Apr 04, 2004	USC		2	0	0	0	0	0	0	0	0	0	0	0	0	0	0	0	0	0	0	.190
Apr 08, 2004	Oral Roberts		1	0	0	0	0	0	0	0	0	0	0	0	0	0	0	1	0	0	0	.182
Apr 12, 2004	Arizona		1	0	1	1	0	0	0	0	0	0	0	0	1	0	0	0	1	0	0	.217
Apr 23, 2004	at Washington State		1	0	0	0	0	0	0	0	0	0	0	0	0	0	0	1	0	0	0	.208
May 03, 2004	New Mexico State		1	1	1	0	0	0	0	2	0	0	0	0	0	0	0	0	1	0	0	.240
May 18, 2004	at New Mexico		4	2	2	3	0	0	1	0	0	0	0	0	0	0	0	0	1	0	0	.276
May 19, 2004	at New Mexico State	*	5	1	3	0	0	0	0	0	0	1	0	0	0	0	0	0	0	0	0	.324
May 23, 2004	at Arizona		2	0	1	0	0	0	0	0	0	0	0	0	0	0	0	1	0	0	0	.333
May 29, 2004	at Stanford		2	0	1	0	1	0	0	0	0	0	0	0	0	0	0	0	2	0	0	.342
May 30, 2004	at Stanford	*	4	0	1	2	0	0	0	0	0	0	0	0	1	0	0	2	1	0	0	.333
Totals			5	42	9	14	9	2	1	1	4	0	1	0	0	4	0	0	9	9	0	.333

Year	Avg	GP-GS	AB	R	H	2B	3B	HR	RBI	TB	SLG%	BB	HBP	SO	GDP	OB%	SF	SH	SB-ATT	PO	A	E	FLD%
2001....	.286	30-10	49	13	14	1	0	0	8	15	.306	11	1	9	1	.426	0	0	2-3	19	0	0	1.000
2002....	.265	39-20	83	15	22	3	1	1	15	30	.361	14	3	18	1	.382	2	0	2-3	28	0	0	1.000
2004....	.333	27-5	42	9	14	2	1	1	9	21	.500	4	0	9	0	.391	0	4	1-1	9	0	0	1.000
TOTAL....	.287	96-35	174	37	50	6	2	2	32	66	.379	29	4	36	2	.397	2	4	5-7	56	0	0	1.000

Situation	Avg	AB	H	RBI	2B	3B	HR	TB	SLG%	BB	HBP	SO	GDP	OB%	SH	SF
as leadoff.....	.444	9	4	0	2	0	0	6	.667	1	0	1	0	.500	0	0
with runners.....	.320	25	8	9	0	1	1	13	.520	1	0	6	0	.346	4	0
w/runners & 2-out...	.154	13	2	2	0	0	0	2	.154	1	0	4	0	.214	0	0
mrs in scoring pos.	.318	22	7	9	0	1	1	12	.545	1	0	6	0	.348	3	0
scoring pos & 2-out.	.167	12	2	2	0	0	0	2	.167	1	0	4	0	.231	0	0
bases empty.....	.353	17	6	0	2	0	0	8	.471	3	0	3	0	.450	0	0
bases loaded.....	.000	2	0	0	0	0	0	0	.000	0	0	1	0	.000	0	0
pinch-hitting.....	.167	12	2	1	0	0	0	2	.167	0	0	5	0	.167	1	0

#35 Jeff Mouser -- 2004 Game-by-Game

Date	Opponent	GS	IP	H	R	ER	BB	SO	2B	3B	HR	WP	BK	HBP	DP	IBB	Score	W-L	SV	ERA
Feb 06, 2004	Florida State	*	7.0	3	1	1	1	3	0	0	0	0	0	0	0	0	2-1	0-0	0	1.29
Feb 13, 2004	vs CS Northridge	*	6.1	4	3	1	1	6	1	0	0	0	0	2	0	0	13-3	0-0	0	1.35
Feb 20, 2004	vs Lamar	*	4.1	6	3	3	1	3	1	0	1	1	0	0	0	0	4-5	0-0	0	2.55
Feb 27, 2004	Connecticut	*	5.0	0	0	0	3	2	0	0	0	0	0	0	0	0	18-2	1-0	0	1.99
Mar 05, 2004	East Carolina	*	5.1	5	3	3	5	1	0	1	0	0	0	0	0	0	7-6	1-0	0	2.57
Mar 12, 2004	Tulane	*	4.1	9	5	3	1	3	2	1	0	0	0	0	0	0	3-5	1-1	0	3.06
Mar 19, 2004	California	*	3.0	4	2	2	2	1	1	0	0	0	0	0	0	0	7-9	1-1	0	3.31
Apr 04, 2004	USC	*	4.0	5	5	5	0	2	1	0	1	0	0	3	0	0	3-10	1-2	0	4.12
Apr 10, 2004	Oral Roberts	*	5.0	6	4	3	3	3	3	0	1	0	0	0	0	0	5-6	1-3	0	4.26
Apr 16, 2004	at UCLA	*	7.0	5	1	1	2	2	1	0	0	0	0	0	0	0	12-4	2-3	0	3.86
Apr 23, 2004	at Washington State	*	9.0	9	5	5	3	0	2	0	1	0	1	0	0	0	17-5	3-3	0	4.03
Apr 28, 2004	at Wichita State	*	6.1	2	1	0	4	5	0	0	0	0	0	0	0	0	4-3	4-3	0	3.65
May 04, 2004	New Mexico State	*	4.0	5	0	0	2	1	0	0	0	0	0	0	0	0	6-2	5-3	0	3.44
May 14, 2004	Oregon State	*	5.0	4	3	3	5	3	2	0	0	0	0	1	0	0	9-3	5-3	0	3.57
May 21, 2004	at Arizona	*	5.0	3	2	2	5	5	0	0	0	1	0	2	0	0	8-3	6-3	0	3.57
May 28, 2004	at Stanford	*	4.0	7	5	5	3	1	0	0	1	0	0	1	0	0	0-5	6-4	0	3.93
Totals		16	84.2	77	43	37	41	41	14	2	5	2	1	9	0	0	118-72	6-4	0	3.93

Year	ERA	W-L	App	GS	CG	SHO/CBO	SV	IP	H	R	ER	BB	SO	2B	3B	HR	BF	B/Avg	WP	HBP	SFA	SHA
2004....	3.93	6-4	16	16	1	0/0	0	84.2	77	43	37	41	41	14	2	5	372	.252	2	9	7	10
TOTAL...	3.93	6-4	16	16	1	0/0	0	84.2	77	43	37	41	41	14	2	5	372	.252	2	9	7	10

Situation	B/Avg	AB	H	BF	BB	SO	2B	3B	HR	HBP	WP	BK	SH	SF	GDP	Fly	Gnd	BB/G	SO/G
vs leadoff.....	.292	72	21	89	14	7	5	0	1	3	0	0	0	0	0	20	23	7.6	3.8
with runners.....	.271	144	39	183	16	22	5	1	2	6	2	1	10	7	10	46	50	3.2	4.4
w/runners & 2-out...	.250	60	15	70	8	10	1	0	0	2	2	1	0	0	0	13	21	4.7	5.9
rmrs in scoring pos.	.200	80	16	106	12	13	2	1	1	3	2	1	4	7	4	28	31	4.0	4.3
scoring pos & 2-out.	.190	42	8	50	7	10	0	0	0	1	2	1	0	0	0	8	15	5.6	7.9
bases empty.....	.236	161	38	189	25	19	9	1	3	3	0	0	0	0	0	50	51	5.6	4.3
bases loaded.....	.143	7	1	10	0	2	0	0	1	1	0	0	0	2	1	2	4	0.0	6.0

#2 Dustin Pedroia -- 2004 Game-by-Game

Date	Opponent	GS	AB	R	H	RBI	2B	3B	HR	BB	IBB	SB	CS	HBP	SAC	SF	GDP	K	PO	A	E	Avg	
Feb 06, 2004	Florida State	*	5	1	2	0	1	0	0	0	0	1	0	0	0	0	0	0	2	2	0	.400	
Feb 07, 2004	Florida State	*	5	1	1	0	0	0	0	0	0	0	0	0	0	0	0	0	1	5	0	.300	
Feb 08, 2004	Florida State	*	5	3	2	1	2	0	0	1	0	0	0	0	0	0	0	0	3	1	0	.333	
Feb 13, 2004	vs CS Northridge	*	4	2	3	1	2	0	0	2	1	0	0	0	0	0	0	0	0	1	1	.421	
Feb 14, 2004	vs Utah	*	4	3	3	2	0	0	0	1	0	0	0	0	0	0	1	0	0	4	0	.478	
Feb 15, 2004	vs Oklahoma	*	3	0	0	0	0	0	0	1	0	0	0	0	0	0	0	0	0	2	0	.423	
Feb 16, 2004	Gonzaga	*	5	3	4	2	3	0	0	0	0	1	0	0	0	0	0	0	0	2	0	.484	
Feb 20, 2004	vs Lamar	*	5	1	3	1	0	0	1	0	0	0	0	0	0	0	1	0	2	4	2	.500	
Feb 21, 2004	vs Memphis	*	4	1	3	2	0	0	0	1	0	0	0	0	0	0	0	0	0	5	0	.525	
Feb 22, 2004	at Rice	*	2	1	1	0	0	0	0	1	0	0	0	0	1	0	0	0	1	2	0	.524	
Feb 24, 2004	Arizona	*	4	1	3	0	2	0	0	1	0	0	1	0	0	0	0	0	3	1	1	.543	
Feb 27, 2004	Connecticut	*	6	2	1	0	0	0	0	0	0	0	0	0	0	0	0	2	0	4	0	.500	
Feb 28, 2004	Connecticut	*	4	3	1	4	0	0	1	1	1	0	0	1	0	0	0	0	1	2	0	.482	
Feb 29, 2004	Connecticut	*	3	1	1	2	0	0	0	1	0	0	0	0	0	0	0	0	1	2	0	.475	
Mar 05, 2004	East Carolina	*	3	1	1	0	0	0	0	1	0	0	0	0	0	0	0	1	3	3	0	.468	
Mar 06, 2004	East Carolina	*	4	2	1	1	0	0	1	0	0	0	0	0	0	0	0	0	5	1	0	.455	
Mar 07, 2004	East Carolina	*	5	1	0	0	0	0	0	1	0	0	0	0	0	0	0	0	0	1	0	.423	
Mar 12, 2004	Tulane	*	3	1	0	0	0	0	0	2	0	0	0	0	0	0	0	0	2	1	1	.405	
Mar 13, 2004	Tulane	*	4	3	4	5	1	0	1	1	0	0	0	0	0	0	0	0	3	6	0	.436	
Mar 14, 2004	Tulane	*	4	1	2	1	1	0	0	0	0	0	0	0	0	0	0	0	0	5	0	.439	
Mar 16, 2004	Oklahoma State	*	5	0	2	0	1	0	0	0	0	0	0	0	0	0	1	1	0	2	0	.437	
Mar 17, 2004	Oklahoma State	*	3	3	2	0	0	0	0	3	0	0	0	0	0	0	0	0	2	5	0	.444	
Mar 19, 2004	California	*	5	2	4	1	1	0	0	1	0	1	0	0	0	0	0	0	2	2	0	.463	
Mar 20, 2004	California	*	3	1	1	1	1	0	0	1	0	0	0	1	0	0	0	0	4	4	0	.459	
Mar 21, 2004	California	*	4	0	1	0	0	0	0	1	1	0	0	0	0	0	0	0	3	2	0	.451	
Mar 26, 2004	Washington	*	4	0	1	0	0	0	0	0	0	0	1	0	0	0	1	2	3	1	0	.443	
Mar 27, 2004	Washington	*	3	2	1	1	0	0	1	2	0	0	0	0	0	0	0	0	1	2	0	.440	
Mar 28, 2004	Washington	*	6	0	3	2	1	0	0	0	0	0	0	0	0	0	1	0	3	4	0	.443	
Apr 02, 2004	USC	*	5	1	1	2	0	0	0	1	1	0	0	0	0	0	0	0	1	6	0	.433	
Apr 03, 2004	USC	*	5	0	0	0	0	0	0	0	0	0	0	0	0	0	0	0	3	3	1	.416	
Apr 04, 2004	USC	*	4	1	1	0	0	0	0	1	0	0	0	0	0	0	0	1	3	3	0	.411	
Apr 08, 2004	Oral Roberts	*	4	0	1	0	1	0	0	0	0	0	0	1	0	0	0	1	2	3	1	.406	
Apr 09, 2004	Oral Roberts	*	2	0	0	1	0	0	0	1	0	0	0	0	0	1	1	0	1	7	0	.400	
Apr 10, 2004	Oral Roberts	*	4	2	2	1	0	0	0	0	0	0	0	1	0	0	1	0	0	5	0	.403	
Apr 12, 2004	Arizona	*	5	1	3	1	1	0	0	0	0	0	0	0	0	0	0	1	1	0	0	.410	
Apr 16, 2004	at UCLA	*	5	2	4	0	0	0	0	1	0	1	1	0	0	0	0	0	2	5	0	.423	
Apr 17, 2004	at UCLA	*	4	0	2	0	0	0	0	1	0	0	1	0	0	0	0	0	1	6	0	.425	
Apr 18, 2004	at UCLA	*	2	1	0	1	0	0	0	3	0	1	1	0	0	1	0	0	2	1	0	.419	
Apr 23, 2004	at Washington State	*	4	3	2	3	0	0	1	2	0	0	0	0	0	0	0	1	4	4	0	.421	
Apr 24, 2004	at Washington State	*	5	2	2	0	1	0	0	0	0	0	0	0	0	0	0	0	0	4	0	.421	
Apr 25, 2004	at Washington State	*	5	0	1	1	1	0	0	0	0	0	0	0	0	0	0	0	3	6	1	.414	
Apr 27, 2004	at Wichita State	*	5	3	3	2	1	0	2	0	0	0	0	0	0	0	0	0	2	5	0	.420	
Apr 28, 2004	at Wichita State	*	5	1	2	1	0	0	0	0	0	0	0	0	0	0	0	0	1	4	0	.419	
May 03, 2004	New Mexico State	*	5	2	2	1	1	0	0	1	0	0	0	1	0	0	0	0	1	2	0	.418	
May 04, 2004	New Mexico State	*	3	1	0	0	0	0	0	1	0	0	0	0	0	0	0	0	1	6	0	.412	
May 14, 2004	Oregon State	*	3	3	1	0	0	1	0	2	1	1	0	0	0	0	0	0	1	4	0	.411	
May 15, 2004	Oregon State	*	3	0	1	0	0	0	0	1	0	0	0	0	0	0	0	0	1	2	0	.409	
May 16, 2004	Oregon State	*	4	0	2	2	0	0	0	1	1	0	0	0	0	0	0	0	0	4	0	.411	
May 18, 2004	at New Mexico	*	6	3	3	2	0	0	0	1	0	0	0	0	0	0	0	0	0	4	0	.414	
May 19, 2004	at New Mexico State	*	4	2	1	3	0	0	1	1	0	0	0	0	0	0	0	0	0	2	0	.411	
May 21, 2004	at Arizona	*	5	3	3	0	1	0	0	0	0	1	0	1	0	0	0	1	0	0	0	.415	
May 22, 2004	at Arizona	*	4	1	2	0	0	0	0	1	0	0	0	0	0	0	1	0	0	4	0	.417	
May 23, 2004	at Arizona	*	4	2	0	0	0	0	0	1	0	1	0	1	0	0	0	0	1	1	0	.409	
May 28, 2004	at Stanford	*	3	0	0	0	0	0	0	1	0	0	0	0	0	0	0	0	2	0	1	.404	
May 29, 2004	at Stanford	*	5	0	0	0	0	0	0	0	0	0	0	0	0	0	0	1	1	1	0	.395	
May 30, 2004	at Stanford	*	5	2	2	0	1	0	0	1	0	0	0	0	0	0	0	1	1	3	0	.395	
Totals			56	233	76	92	48	24	1	9	45	6	8	5	7	1	2	8	13	80	171	9	.395

Year	Avg	GP-GS	AB	R	H	2B	3B	HR	RBI	TB	SLG%	BB	HBP	SO	GDP	OB%	SF	SH	SB-ATT	PO	A	E	FLD%
2002....	.347	58-58	236	51	82	13	2	1	45	102	.432	24	5	19	5	.417	1	1	5-9	56	163	4	.982
2003....	.404	68-68	297	83	120	34	3	4	52	172	.579	36	6	13	9	.472	4	3	3-7	100	211	8	.975
2004....	.395	56-56	233	76	92	24	1	9	48	145	.622	45	7	13	8	.502	2	1	8-13	80	171	9	.965
TOTAL...	.384	182-182	766	210	294	71	6	14	145	419	.547	105	18	45	22	.465	7	5	16-29	236	545	21	.974

Situation	Avg	AB	H	RBI	2B	3B	HR	TB	SLG%	BB	HBP	SO	GDP	OB%	SH	SF
as leadoff.....	.326	86	28	4	6	1	4	48	.558	12	3	3	0	.426	0	0
with runners.....	.436	101	44	42	14	0	3	67	.663	28	2	6	8	.556	1	2
w/runners & 2-out...	.553	38	21	18	8	0	0	29	.763	15	1	0	0	.685	0	0
mhrs in scoring pos.	.444	63	28	40	9	0	2	43	.683	20	2	3	4	.575	1	2
scoring pos & 2-out.	.538	26	14	18	7	0	0	21	.808	13	1	0	0	.700	0	0
bases empty.....	.364	132	48	6	10	1	6	78	.591	17	5	7	0	.455	0	0
bases loaded.....	.556	9	5	12	0	0	1	8	.889	2	0	0	0	.636	0	0

#10 Joe Persichina -- 2004 Game-by-Game

Date	Opponent	GS	AB	R	H	RBI	2B	3B	HR	BB	IBB	SB	CS	HBP	SAC	SF	GDP	K	PO	A	E	Avg
Feb 06, 2004	Florida State	*	4	0	0	0	0	0	0	0	0	0	0	0	0	0	0	0	11	0	0	.000
Feb 07, 2004	Florida State	*	4	1	3	1	0	0	0	0	0	0	0	1	0	0	0	0	7	0	0	.375
Feb 08, 2004	Florida State	*	3	1	1	0	1	0	0	2	0	0	0	0	0	0	0	0	4	0	0	.364
Feb 13, 2004	vs CS Northridge	*	3	0	0	1	0	0	0	1	0	0	0	0	0	0	0	0	8	2	0	.286
Feb 14, 2004	vs Utah	*	3	1	1	0	0	0	0	0	0	0	0	0	0	0	0	2	7	0	0	.294
Feb 15, 2004	vs Oklahoma		1	0	1	0	0	0	0	0	0	0	0	0	0	0	0	0	2	0	0	.333
Feb 16, 2004	Gonzaga	*	4	1	2	1	0	0	0	0	0	0	0	0	0	0	0	1	4	1	0	.364
Feb 20, 2004	vs Lamar	*	3	1	0	0	0	0	0	0	0	0	0	1	0	0	0	0	10	1	0	.320
Feb 21, 2004	vs Memphis	*	3	1	1	1	0	0	1	0	0	0	0	1	0	0	0	0	7	0	0	.321
Feb 22, 2004	at Rice	*	3	0	0	0	0	0	0	0	0	0	0	1	0	0	0	0	9	0	0	.290
Feb 24, 2004	Arizona	*	3	0	1	2	0	0	0	1	0	0	0	0	0	0	1	1	3	0	0	.294
Feb 27, 2004	Connecticut	*	1	0	0	0	0	0	0	1	0	0	0	0	0	0	0	0	3	0	0	.286
Feb 28, 2004	Connecticut	*	2	0	0	1	0	0	0	1	0	0	0	0	0	0	0	1	5	0	0	.270
Feb 29, 2004	Connecticut		0	0	0	0	0	0	0	0	0	0	0	0	0	0	0	0	1	0	0	.270
Mar 06, 2004	East Carolina	*	2	2	2	1	0	0	0	1	0	1	0	0	1	0	0	0	6	1	0	.308
Mar 07, 2004	East Carolina	*	3	3	3	0	2	0	0	2	0	0	0	0	0	0	0	0	13	0	0	.357
Mar 12, 2004	Tulane	*	4	0	0	0	0	0	0	0	0	0	0	0	0	0	0	1	10	0	0	.326
Mar 13, 2004	Tulane	*	4	0	0	0	0	0	0	0	0	0	0	0	0	0	0	1	6	0	0	.300
Mar 14, 2004	Tulane	*	3	0	1	0	0	0	0	0	0	0	0	0	0	0	0	1	7	0	0	.302
Mar 16, 2004	Oklahoma State	*	3	0	2	1	0	0	0	0	0	0	0	0	0	0	0	0	8	1	0	.321
Mar 17, 2004	Oklahoma State		0	0	0	0	0	0	0	0	0	0	0	0	0	0	0	0	0	0	0	.321
Mar 19, 2004	California	*	3	1	0	0	0	0	0	1	0	0	0	0	1	0	0	1	11	1	0	.305
Mar 20, 2004	California	*	2	0	1	0	0	0	0	0	0	0	0	0	0	0	0	0	3	0	1	.311
Mar 26, 2004	Washington	*	2	0	0	0	0	0	0	1	0	0	0	0	0	0	0	1	6	1	0	.302
Mar 27, 2004	Washington	*	4	1	2	1	1	0	0	0	0	0	0	0	0	0	0	0	7	0	0	.313
Mar 28, 2004	Washington	*	5	0	2	0	0	0	0	0	0	0	0	0	0	0	0	0	6	0	1	.319
Apr 02, 2004	USC		1	0	0	0	0	0	0	0	0	0	0	0	0	0	0	0	1	0	0	.315
Apr 03, 2004	USC		2	0	1	0	0	0	0	1	0	0	0	0	0	0	0	0	5	0	0	.320
Apr 04, 2004	USC		1	0	0	0	0	0	0	0	0	0	0	0	0	0	0	0	3	1	0	.316
Apr 08, 2004	Oral Roberts	*	3	2	1	3	0	1	0	1	0	0	0	0	0	0	0	0	6	1	0	.316
Apr 09, 2004	Oral Roberts	*	2	1	1	0	0	0	0	1	0	0	0	0	0	0	0	0	11	1	0	.321
Apr 10, 2004	Oral Roberts	*	1	0	0	0	0	0	0	0	0	0	0	0	0	0	0	0	5	0	0	.317
Apr 12, 2004	Arizona	*	4	2	2	0	0	0	0	1	0	0	0	0	0	0	0	0	2	2	0	.326
Apr 16, 2004	at UCLA	*	4	2	1	1	0	0	0	0	0	0	0	1	0	0	0	1	10	0	0	.322
Apr 17, 2004	at UCLA	*	5	1	3	0	0	0	0	0	0	0	0	0	0	0	0	1	10	1	0	.337
Apr 18, 2004	at UCLA		1	0	0	1	0	0	0	0	0	0	0	0	0	1	0	0	2	0	0	.333
Apr 23, 2004	at Washington State	*	5	2	4	1	1	0	0	0	0	0	0	0	0	1	0	0	2	6	0	.356
Apr 24, 2004	at Washington State	*	3	0	1	0	0	0	0	1	1	1	0	0	0	0	0	0	8	3	0	.356
Apr 25, 2004	at Washington State	*	4	0	1	2	0	0	0	0	0	0	1	0	0	0	0	0	2	5	0	.352
Apr 27, 2004	at Wichita State		1	0	0	0	0	0	0	0	0	0	0	0	0	0	0	0	5	0	0	.349
Apr 28, 2004	at Wichita State		0	0	0	0	0	0	0	0	0	0	0	0	0	0	0	0	2	0	0	.349
May 03, 2004	New Mexico State	*	5	0	0	0	0	0	0	1	0	0	0	0	0	0	0	0	5	2	1	.333
May 04, 2004	New Mexico State	*	4	0	1	1	0	0	0	0	0	1	0	0	0	0	0	1	3	5	0	.331
May 14, 2004	Oregon State	*	2	0	0	0	0	0	0	0	0	0	0	0	0	0	0	2	8	0	0	.325
May 15, 2004	Oregon State	*	2	1	0	0	0	0	0	1	0	0	0	0	0	0	0	0	4	1	0	.320
May 16, 2004	Oregon State	*	1	0	1	1	0	0	0	0	0	0	0	0	0	0	0	0	4	2	0	.325
May 18, 2004	at New Mexico		4	1	1	0	1	0	0	1	0	0	0	0	0	0	1	0	2	0	0	.323
May 23, 2004	at Arizona		3	0	2	1	0	0	0	0	0	0	0	0	0	0	0	0	0	0	0	.331
May 29, 2004	at Stanford	*	3	1	0	0	0	0	0	1	0	0	0	0	0	0	0	0	4	1	0	.323
May 30, 2004	at Stanford	*	5	0	2	1	1	0	0	0	0	0	0	0	0	0	0	1	5	1	0	.326
Totals			39	138	26	45	22	7	1	1	20	1	3	1	5	2	2	16	273	40	3	.326

Year	Avg	GP-GS	AB	R	H	2B	3B	HR	RBI	TB	SLG%	BB	HBP	SO	GDP	OB%	SF	SH	SB-ATT	PO	A	E	FLD%
2004....	.326	50-39	138	26	45	7	1	1	22	57	.413	20	5	16	2	.424	2	2	3-4	273	40	3	.991
TOTAL....	.326	50-39	138	26	45	7	1	1	22	57	.413	20	5	16	2	.424	2	2	3-4	273	40	3	.991

Situation	Avg	AB	H	RBI	2B	3B	HR	TB	SLG%	BB	HBP	SO	GDP	OB%	SH	SF
as leadoff.....	.333	33	11	0	2	0	0	13	.394	5	1	4	0	.436	0	0
with runners.....	.342	73	25	21	2	1	0	29	.397	11	1	7	2	.425	2	2
w/runners & 2-out...	.273	33	9	6	1	0	0	10	.303	7	1	4	0	.415	0	0
rnrns in scoring pos.	.340	50	17	21	1	1	0	20	.400	9	1	6	2	.435	1	2
scoring pos & 2-out.	.292	24	7	6	1	0	0	8	.333	6	1	4	0	.452	0	0
bases empty.....	.308	65	20	1	5	0	1	28	.431	9	4	9	0	.423	0	0
bases loaded.....	.500	10	5	12	0	1	0	7	.700	1	0	2	0	.462	0	2
pinch-hitting.....	.333	3	1	0	0	0	0	1	.333	1	0	0	1	.500	0	0

#60 Garrett Schoenberger -- 2004 Game-by-Game

Date	Opponent	GS	AB	R	H	RBI	2B	3B	HR	BB	IBB	SB	CS	HBP	SAC	SF	GDP	K	PO	A	E	Avg
Feb 13, 2004	vs CS Northridge		0	0	0	0	0	0	0	0	0	0	0	0	0	0	0	0	2	0	0	.000
Feb 14, 2004	vs Utah		1	0	0	0	0	0	0	0	0	0	0	0	0	0	0	0	4	0	0	.000
Feb 27, 2004	Connecticut		1	0	0	0	0	0	0	0	0	0	0	0	0	0	0	0	0	0	0	.000
Feb 29, 2004	Connecticut		1	0	0	0	0	0	0	0	0	0	0	0	0	0	0	1	3	0	0	.000
Mar 17, 2004	Oklahoma State		0	0	0	0	0	0	0	0	0	0	0	0	0	0	0	0	0	0	0	.000
Mar 20, 2004	California		1	0	0	0	0	0	0	0	0	0	0	0	0	0	0	0	0	0	0	.000
May 03, 2004	New Mexico State		1	0	0	0	0	0	0	0	0	0	0	0	0	0	0	0	1	0	0	.000
May 18, 2004	at New Mexico		2	0	0	0	0	0	0	0	0	0	0	0	0	0	0	1	4	0	0	.000
Totals			0	7	0	0	0	0	0	0	0	0	0	0	0	0	0	2	14	0	0	.000

Year	Avg	GP-GS	AB	R	H	2B	3B	HR	RBI	TB	SLG%	BB	HBP	SO	GDP	OB%	SF	SH	SB-ATT	PO	A	E	FLD%
2002....	.250	4-0	4	0	1	0	0	0	0	1	.250	0	0	1	0	.250	0	0	0-0	0	0	0	.000
2003....	.000	5-0	4	0	0	0	0	0	0	0	.000	0	0	2	0	.000	0	0	0-0	5	0	0	1.000
2004....	.000	8-0	7	0	0	0	0	0	0	0	.000	0	0	2	0	.000	0	0	0-0	14	0	0	1.000
TOTAL...	.067	17-0	15	0	1	0	0	0	0	1	.067	0	0	5	0	.067	0	0	0-0	19	0	0	1.000

Situation	Avg	AB	H	RBI	2B	3B	HR	TB	SLG%	BB	HBP	SO	GDP	OB%	SH	SF
as leadoff.....	.000	1	0	0	0	0	0	0	.000	0	0	0	0	.000	0	0
with runners.....	.000	5	0	0	0	0	0	0	.000	0	0	2	0	.000	0	0
w/runners & 2-out...	.000	2	0	0	0	0	0	0	.000	0	0	1	0	.000	0	0
mhrs in scoring pos.	.000	2	0	0	0	0	0	0	.000	0	0	0	0	.000	0	0
scoring pos & 2-out.	.000	1	0	0	0	0	0	0	.000	0	0	0	0	.000	0	0
bases empty.....	.000	2	0	0	0	0	0	0	.000	0	0	0	0	.000	0	0
pinch-hitting.....	.000	5	0	0	0	0	0	0	.000	0	0	2	0	.000	0	0

#34 Jason Urquidez -- 2004 Game-by-Game

Date	Opponent	GS	IP	H	R	ER	BB	SO	2B	3B	HR	WP	BK	HBP	DP	IBB	Score	W-L	SV	ERA
Feb 08, 2004	Florida State	*	5.0	6	1	1	3	9	0	0	0	0	0	0	0	0	12-6	1-0	0	1.80
Feb 14, 2004	vs Utah	*	6.0	3	0	0	2	7	0	0	0	0	0	0	0	0	11-0	2-0	0	0.82
Feb 22, 2004	at Rice	*	9.0	3	1	1	2	7	0	0	0	0	0	0	0	0	3-1	3-0	0	0.90
Feb 29, 2004	Connecticut	*	3.0	3	1	1	1	1	1	0	1	0	0	0	0	0	18-11	4-0	0	1.17
Mar 06, 2004	East Carolina	*	7.0	5	4	3	3	4	0	0	2	0	0	1	0	0	6-4	5-0	0	1.80
Mar 13, 2004	Tulane	*	5.2	4	1	1	5	5	1	0	0	0	0	0	0	0	11-3	6-0	0	1.77
Mar 20, 2004	California	*	1.1	4	3	3	2	0	0	0	1	1	0	0	0	0	8-20	6-1	0	2.43
Mar 26, 2004	Washington	*	4.1	5	5	3	4	6	3	0	1	0	0	0	0	0	1-11	6-2	0	2.83
Apr 02, 2004	USC	*	8.1	7	3	3	6	7	1	1	0	0	0	0	0	0	10-3	7-2	0	2.90
Apr 09, 2004	Oral Roberts	*	7.0	5	1	1	2	6	2	0	0	1	0	1	0	0	5-1	8-2	0	2.70
Apr 17, 2004	at UCLA	*	4.0	8	3	3	0	2	1	1	1	0	0	0	0	0	4-3	8-2	0	2.97
Apr 24, 2004	at Washington State	*	6.1	7	2	2	1	4	0	0	0	0	0	2	0	0	5-2	8-2	0	2.96
Apr 27, 2004	at Wichita State		1.0	1	1	1	2	1	0	0	0	0	0	1	0	0	10-9	8-2	0	3.04
Apr 28, 2004	at Wichita State		1.1	3	2	2	1	2	0	0	1	0	0	0	0	0	4-3	8-2	0	3.25
May 03, 2004	New Mexico State	*	5.0	2	1	1	2	7	0	0	1	0	0	0	0	0	19-2	9-2	0	3.15
May 15, 2004	Oregon State	*	8.1	9	1	1	2	12	0	0	0	0	0	1	0	0	3-1	10-2	0	2.94
May 22, 2004	at Arizona	*	7.1	3	2	2	4	9	1	0	0	0	0	0	0	0	7-2	11-2	0	2.90
May 29, 2004	at Stanford	*	2.1	6	5	5	2	1	1	1	2	0	0	0	0	0	3-10	11-3	0	3.31
Totals			16	92.1	84	37	34	44	90	11	3	10	2	0	6	0	140-92	11-3	0	3.31

Year	ERA	W-L	App	GS	CG	SHO/CBO	SV	IP	H	R	ER	BB	SO	2B	3B	HR	BF	B/Avg	WP	HBP	SFA	SHA
2004....	3.31	11-3	18	16	1	0/1	0	92.1	84	37	34	44	90	11	3	10	395	.249	2	6	3	4
TOTAL...	3.31	11-3	18	16	1	0/1	0	92.1	84	37	34	44	90	11	3	10	395	.249	2	6	3	4

Situation	B/Avg	AB	H	BF	BB	SO	2B	3B	HR	HBP	WP	BK	SH	SF	GDP	Fly	Gnd	BB/G	SO/G
vs leadoff.....	.238	84	20	98	12	21	3	1	1	2	0	0	0	0	0	22	21	5.1	8.9
with runners.....	.241	145	35	169	14	40	3	1	6	3	2	0	4	3	9	39	35	2.8	8.1
w/runners & 2-out...	.211	57	12	67	7	18	2	1	2	3	1	0	0	0	0	11	15	3.9	9.9
mhrs in scoring pos.	.231	65	15	80	9	20	1	0	2	2	2	0	1	3	3	17	15	4.0	8.9
scoring pos & 2-out.	.172	29	5	35	4	10	0	0	1	2	1	0	0	0	0	6	8	4.2	10.4
bases empty.....	.254	193	49	226	30	50	8	2	4	3	0	0	0	0	0	48	45	5.7	9.4
bases loaded.....	.222	9	2	10	1	3	1	0	0	0	0	0	0	0	1	3	1	3.4	10.1

#20 Nick Walsh -- 2004 Game-by-Game

Date	Opponent	GS	AB	R	H	RBI	2B	3B	HR	BB	IBB	SB	CS	HBP	SAC	SF	GDP	K	PO	A	E	Avg	
Feb 06, 2004	Florida State	*	4	1	1	0	0	0	0	0	0	0	0	0	0	0	0	0	0	0	0	.250	
Feb 07, 2004	Florida State		1	0	0	0	0	0	0	0	0	0	0	0	0	0	0	0	0	0	0	.200	
Feb 14, 2004	vs Utah		2	0	0	0	0	0	0	0	0	0	0	0	0	0	1	0	2	0	0	.143	
Feb 15, 2004	vs Oklahoma		1	0	0	0	0	0	0	0	0	0	0	0	0	0	0	0	0	0	0	.125	
Feb 16, 2004	Gonzaga		1	0	0	0	0	0	0	0	0	0	0	0	0	0	0	0	0	0	0	.111	
Feb 21, 2004	vs Memphis	*	2	1	0	0	0	0	0	0	0	0	0	0	1	0	0	2	3	0	0	.091	
Feb 22, 2004	at Rice	*	3	0	1	0	0	0	0	0	0	0	0	0	0	0	0	0	1	3	1	.143	
Feb 24, 2004	Arizona	*	2	1	1	0	0	0	0	1	0	0	0	0	1	0	0	0	3	3	0	.188	
Feb 27, 2004	Connecticut	*	1	2	1	1	0	0	0	0	0	0	0	1	0	0	0	0	2	2	0	.235	
Feb 28, 2004	Connecticut	*	3	2	1	0	0	0	0	1	0	0	0	0	0	0	0	0	2	2	0	.250	
Feb 29, 2004	Connecticut		1	0	1	0	0	0	0	0	0	0	0	0	0	0	0	0	0	0	0	.286	
Mar 05, 2004	East Carolina		1	0	0	0	0	0	0	0	0	0	0	0	0	0	0	0	0	0	0	.273	
Mar 06, 2004	East Carolina	*	2	0	1	1	1	0	0	1	0	0	0	0	1	0	0	0	3	1	0	.292	
Mar 07, 2004	East Carolina	*	3	0	2	3	0	0	0	1	0	0	0	0	0	1	0	0	2	2	0	.333	
Mar 12, 2004	Tulane	*	3	0	1	0	0	0	0	1	0	0	0	0	0	0	0	0	2	4	1	.333	
Mar 13, 2004	Tulane	*	4	1	0	0	0	0	0	1	0	0	0	0	0	0	0	0	1	2	0	.294	
Mar 14, 2004	Tulane	*	3	0	2	2	1	0	0	0	0	0	1	0	0	1	0	0	3	1	0	.324	
Mar 16, 2004	Oklahoma State	*	4	0	0	0	0	0	0	0	0	0	0	0	0	0	0	0	1	2	1	.293	
Mar 17, 2004	Oklahoma State		1	0	1	2	1	0	0	0	0	0	0	0	0	0	0	0	2	0	0	.310	
Mar 19, 2004	California	*	3	0	0	0	0	0	0	0	0	0	0	1	1	0	0	1	3	4	0	.289	
Mar 20, 2004	California	*	2	0	0	0	0	0	0	1	0	0	0	0	0	0	0	0	1	1	0	.277	
Mar 27, 2004	Washington	*	4	0	2	2	0	0	0	0	0	0	1	1	0	0	0	0	1	2	0	.294	
Mar 28, 2004	Washington	*	3	1	0	0	0	0	0	1	0	0	0	2	0	0	0	0	1	3	0	.278	
Apr 02, 2004	USC	*	5	3	4	1	0	0	0	0	0	1	0	0	0	0	0	0	2	1	0	.322	
Apr 03, 2004	USC	*	5	2	3	1	0	0	0	0	0	1	0	0	0	0	0	0	4	3	0	.344	
Apr 04, 2004	USC	*	4	0	3	0	0	0	0	1	0	1	0	0	0	0	0	0	3	3	0	.368	
Apr 08, 2004	Oral Roberts	*	3	1	0	0	0	0	0	2	0	0	0	0	0	0	0	0	3	4	1	.352	
Apr 09, 2004	Oral Roberts	*	4	1	2	0	0	0	0	0	0	0	1	0	0	0	0	0	5	3	0	.360	
Apr 10, 2004	Oral Roberts	*	4	0	2	1	0	0	0	1	0	1	0	0	0	0	0	0	0	0	0	.367	
Apr 12, 2004	Arizona	*	4	2	2	1	1	0	0	1	0	0	1	0	0	0	0	1	6	1	0	.373	
Apr 16, 2004	at UCLA	*	4	2	2	0	0	0	0	1	0	0	0	0	0	0	0	0	0	2	0	.379	
Apr 17, 2004	at UCLA	*	4	0	1	2	1	0	0	1	0	0	0	0	0	0	0	0	3	1	0	.374	
Apr 18, 2004	at UCLA	*	5	1	1	0	0	0	0	0	0	0	0	0	0	0	0	0	2	2	0	.365	
Apr 23, 2004	at Washington State	*	2	2	1	2	0	0	0	1	0	1	0	0	1	0	0	0	0	0	0	.367	
Apr 25, 2004	at Washington State	*	3	1	1	0	0	0	0	2	0	0	0	0	0	0	0	1	0	0	0	.366	
Apr 27, 2004	at Wichita State	*	4	0	0	0	0	0	0	0	0	0	0	0	0	0	0	1	1	4	0	.352	
Apr 28, 2004	at Wichita State	*	4	0	1	0	1	0	0	0	0	0	0	0	0	0	0	1	2	2	0	.349	
May 04, 2004	New Mexico State	*	2	0	0	1	0	0	0	0	0	0	0	0	1	0	0	0	0	0	0	.342	
May 14, 2004	Oregon State	*	3	1	3	1	0	0	0	0	0	0	1	0	1	0	0	0	1	3	0	.360	
May 15, 2004	Oregon State	*	4	1	1	0	0	0	0	0	0	0	0	0	0	0	0	1	1	1	0	.356	
May 16, 2004	Oregon State	*	1	0	1	1	1	0	0	1	0	0	0	1	0	1	0	0	5	3	1	.361	
May 18, 2004	at New Mexico	*	2	0	1	0	0	0	0	0	0	0	0	0	0	0	0	0	0	2	0	.364	
May 19, 2004	at New Mexico State	*	4	1	2	0	0	0	0	0	0	0	0	0	0	0	0	1	1	1	0	.368	
May 21, 2004	at Arizona	*	5	0	0	0	0	0	0	0	0	1	0	0	0	0	1	1	2	3	0	.354	
May 22, 2004	at Arizona	*	3	0	0	0	0	0	0	1	0	0	0	0	0	0	0	1	1	2	0	.346	
May 23, 2004	at Arizona	*	2	0	0	0	0	0	0	0	0	0	0	0	0	0	0	0	3	1	0	.341	
May 28, 2004	at Stanford	*	3	0	0	0	0	0	0	0	0	0	0	0	0	0	0	2	0	0	0	.333	
May 30, 2004	at Stanford	*	3	3	1	0	0	0	0	0	0	0	0	1	0	0	0	0	5	1	0	.333	
Totals			41	141	30	47	22	7	0	0	20	0	6	5	7	7	3	2	13	83	75	5	.333

Year	Avg	GP-GS	AB	R	H	2B	3B	HR	RBI	TB	SLG%	BB	HBP	SO	GDP	OB%	SF	SH	SB-ATT	PO	A	E	FLD%
2001....	.264	44-21	91	26	24	3	0	1	15	30	.330	31	5	9	2	.472	0	3	2-5	10	1	1	.917
2002....	.219	41-14	64	19	14	2	0	0	9	16	.250	20	7	12	4	.446	1	2	4-5	2	6	0	1.000
2003....	.353	56-26	119	37	42	7	1	0	23	51	.429	22	8	14	5	.483	0	3	3-5	28	15	3	.935
2004....	.333	48-41	141	30	47	7	0	0	22	54	.383	20	7	13	2	.433	3	7	6-11	83	75	5	.969
TOTAL...	.306	189-102	415	112	127	19	1	1	69	151	.364	93	27	48	13	.458	4	15	15-26	123	97	9	.961

Situation	Avg	AB	H	RBI	2B	3B	HR	TB	SLG%	BB	HBP	SO	GDP	OB%	SH	SF
as leadoff.....	.154	26	4	0	0	0	0	4	.154	4	1	2	0	.290	0	0
with runners.....	.405	74	30	22	5	0	0	35	.473	9	3	7	2	.472	7	3
w/runners & 2-out...	.296	27	8	9	4	0	0	12	.444	2	0	3	0	.345	0	0
mhrs in scoring pos.	.395	43	17	22	5	0	0	22	.512	7	2	5	1	.473	4	3
scoring pos & 2-out.	.333	21	7	9	4	0	0	11	.524	1	0	3	0	.364	0	0
bases empty.....	.254	67	17	0	2	0	0	19	.284	11	4	6	0	.390	0	0
bases loaded.....	.200	10	2	5	1	0	0	3	.300	0	0	2	1	.182	0	1
pinch-hitting.....	.333	6	2	2	1	0	0	3	.500	0	0	0	0	.333	0	0

#50 Travis Webb -- 2004 Game-by-Game

Date	Opponent	GS	IP	H	R	ER	BB	SO	2B	3B	HR	WP	EK	HBP	DP	IBB	Score	W-L	SV	ERA
Feb 14, 2004	vs Utah		1.0	1	0	0	1	1	0	0	0	0	0	0	0	0	11-0	0-0	0	0.00
Feb 27, 2004	Connecticut		0.2	0	1	1	3	2	0	0	0	0	0	0	0	0	18-2	0-0	0	5.40
Mar 14, 2004	Tulane		0.1	0	0	0	0	0	0	0	0	0	0	0	0	0	5-1	0-0	0	4.50
Mar 17, 2004	Oklahoma State		1.0	1	0	0	0	0	0	0	0	0	0	0	0	0	16-6	0-0	0	3.00
Mar 20, 2004	California		0.1	5	8	1	2	0	0	0	0	0	0	0	0	0	8-20	0-0	0	5.40
Apr 03, 2004	USC		0.0	0	1	1	0	0	0	0	0	0	0	1	0	0	5-14	0-0	0	8.10
Apr 08, 2004	Oral Roberts		0.0	1	0	0	1	0	0	0	0	0	0	0	0	0	7-9	0-0	0	8.10
May 18, 2004	at New Mexico		2.0	2	1	1	1	4	0	0	0	0	0	0	0	0	22-4	0-0	0	6.75
May 30, 2004	at Stanford		1.0	0	0	0	2	0	0	0	0	0	0	0	0	0	15-5	0-0	0	5.68
Totals		0	6.1	10	11	4	10	7	0	0	0	0	0	1	0	0	107-61	0-0	0	5.68

Year	ERA	W-L	App	GS	CG	SHO/CBO	SV	IP	H	R	ER	BB	SO	2B	3B	HR	BF	B/Avg	WP	HBP	SFA	SHA
2004....	5.68	0-0	9	0	0	0/1	0	6.1	10	11	4	10	7	0	0	0	41	.333	0	1	0	0
TOTAL...	5.68	0-0	9	0	0	0/1	0	6.1	10	11	4	10	7	0	0	0	41	.333	0	1	0	0

[illegible]

#37 Zechry Zinicola -- 2004 Game-by-Game

Date		Opponent	GS	AB	R	H	RBI	2B	3B	HR	BB	IBB	SB	CS	HBP	SAC	SF	GDP	K	PO	A	E	Avg	
Feb 07, 2004		Florida State		3	1	1	1	0	0	0	0	0	0	0	1	0	0	0	1	0	0	0	.333	
Feb 14, 2004	vs	Utah		1	0	0	0	0	0	0	0	0	0	0	0	0	0	0	0	0	0	0	.250	
Feb 21, 2004	vs	Memphis	*	4	0	0	1	0	0	0	0	0	0	0	0	0	0	0	1	0	0	0	.125	
Feb 24, 2004		Arizona	*	3	1	0	0	0	0	0	2	0	0	0	0	0	0	0	2	0	0	0	.091	
Feb 27, 2004		Connecticut	*	3	0	1	1	0	0	0	0	0	0	0	0	0	0	0	0	0	0	0	.143	
Feb 28, 2004		Connecticut	*	3	2	2	3	0	0	1	1	0	0	0	0	0	0	0	1	0	0	0	.235	
Mar 05, 2004		East Carolina	*	3	1	1	2	0	0	1	1	0	0	0	0	0	0	1	1	0	0	0	.250	
Mar 13, 2004		Tulane		1	0	0	0	0	0	0	0	0	0	0	0	0	0	0	1	0	0	0	.238	
Mar 16, 2004		Oklahoma State	*	4	0	2	2	0	0	0	0	0	0	0	0	0	0	0	1	0	0	0	.280	
Mar 19, 2004		California	*	5	0	2	2	1	0	0	0	0	0	0	0	0	0	0	1	0	0	0	.300	
Mar 20, 2004		California	*	2	1	1	1	1	0	0	0	0	0	0	0	0	0	0	0	0	0	0	.312	
Mar 26, 2004		Washington	*	4	0	1	0	0	0	0	0	0	0	0	0	0	0	0	1	0	0	0	.306	
Mar 27, 2004		Washington	*	4	1	1	0	0	0	0	1	0	0	0	0	0	0	0	1	0	0	0	.300	
Apr 02, 2004		USC	*	4	0	1	1	1	0	0	0	0	0	0	0	0	0	0	2	0	0	0	.295	
Apr 10, 2004		Oral Roberts		1	0	0	1	0	0	0	0	0	0	0	0	0	0	0	0	0	0	0	.289	
Apr 17, 2004	at	UCLA		0	0	0	1	0	0	0	0	0	0	0	0	0	1	0	0	0	0	0	.289	
Apr 18, 2004	at	UCLA		1	0	0	0	0	0	0	0	0	0	0	0	0	0	0	1	0	0	0	.283	
Apr 24, 2004	at	Washington State	*	4	0	1	1	0	0	0	0	0	0	0	0	0	1	0	1	0	0	0	.280	
Apr 27, 2004	at	Wichita State	*	2	3	1	0	0	0	0	3	0	0	0	0	0	0	0	0	0	1	0	.288	
Apr 28, 2004	at	Wichita State	*	5	0	0	0	0	0	0	0	0	0	0	0	0	0	0	4	0	0	0	.263	
May 03, 2004		New Mexico State	*	4	4	2	1	2	0	0	2	0	0	0	0	0	0	0	0	7	0	0	.279	
May 04, 2004		New Mexico State	*	3	1	1	1	0	0	0	0	0	0	0	0	0	1	0	0	8	0	0	.281	
May 14, 2004		Oregon State	*	4	0	1	1	0	0	0	1	0	0	0	0	0	0	0	0	0	0	0	.279	
May 15, 2004		Oregon State	*	4	1	1	0	1	0	0	0	0	0	0	0	0	0	1	0	0	0	0	.278	
May 16, 2004		Oregon State	*	5	2	2	2	1	0	1	0	0	0	0	0	0	0	0	0	0	0	0	.286	
May 18, 2004	at	New Mexico	*	7	0	1	0	0	0	0	0	0	0	0	0	0	0	0	1	0	0	0	.274	
May 21, 2004	at	Arizona	*	4	0	0	2	0	0	0	0	0	0	0	0	0	1	0	1	0	0	0	.261	
May 22, 2004	at	Arizona	*	4	2	2	0	0	0	0	0	0	0	0	0	0	0	1	1	0	1	0	.272	
May 23, 2004	at	Arizona	*	3	0	2	1	0	0	0	0	0	0	0	0	0	0	0	0	0	0	0	.284	
May 28, 2004	at	Stanford	*	3	0	0	0	0	0	0	1	0	0	0	0	0	0	1	0	0	0	0	.276	
May 29, 2004	at	Stanford	*	2	0	1	1	1	0	0	0	0	0	0	0	0	0	0	0	0	0	0	.280	
Totals				25	100	20	28	26	8	0	3	12	0	0	0	1	0	4	4	22	15	2	0	.280

Year	Avg	GP-GS	AB	R	H	2B	3B	HR	RBI	TB	SLG%	BB	HBP	SO	GDP	OB%	SF	SH	SB-ATT	PO	A	E	FLD%
2004....	.280	44-29	100	20	28	8	0	3	26	45	.450	12	1	22	4	.350	4	0	0-0	19	8	1	.964
TOTAL...	.280	44-29	100	20	28	8	0	3	26	45	.450	12	1	22	4	.350	4	0	0-0	19	8	1	.964

Situation	Avg	AB	H	RBI	2B	3B	HR	TB	SLG%	BB	HBP	SO	GDP	OB%	SH	SF
as leadoff.....	.313	16	5	0	1	0	0	6	.375	1	0	0	0	.353	0	0
with runners.....	.295	61	18	26	5	0	3	32	.525	8	1	15	4	.365	0	4
w/runners & 2-out...	.435	23	10	10	4	0	1	17	.739	3	0	6	0	.500	0	0
rnrs in scoring pos.	.359	39	14	23	4	0	2	24	.615	3	1	9	2	.383	0	4
scoring pos & 2-out.	.615	13	8	9	3	0	1	14	1.077	1	0	3	0	.643	0	0
bases empty.....	.256	39	10	0	3	0	0	13	.333	4	0	7	0	.326	0	0
bases loaded.....	.000	6	0	4	0	0	0	0	.000	0	1	6	0	.100	0	3
pinch-hitting.....	.000	3	0	2	0	0	0	0	.000	0	1	1	0	.250	0	0

Date	Opponent	GS	IP	H	R	ER	BB	SO	2B	3B	HR	WP	BK	HBP	DP	IBB	Score	W-L	SV	ERA
Feb 06, 2004	Florida State		2.0	1	0	0	1	2	0	0	0	0	0	0	0	0	2-1	1-0	0	0.00
Feb 16, 2004	Gonzaga		2.0	2	0	0	0	4	0	0	0	0	0	0	0	0	10-7	1-0	1	0.00
Feb 20, 2004	vs Lamar		1.0	2	2	2	1	1	1	0	0	0	0	0	0	0	4-5	1-1	1	3.60
Feb 29, 2004	Connecticut		2.0	4	3	2	2	2	1	1	0	0	1	0	0	0	18-11	1-1	1	5.14
Mar 07, 2004	East Carolina	*	3.0	1	0	0	1	3	0	0	0	0	0	1	0	0	7-5	1-1	1	3.60
Mar 17, 2004	Oklahoma State	*	2.0	4	3	3	2	2	0	0	0	1	0	0	0	0	16-6	1-1	1	5.25
Mar 21, 2004	California	*	7.0	6	2	2	1	5	0	0	1	1	0	1	0	0	8-4	2-1	1	4.26
Mar 28, 2004	Washington	*	4.0	3	2	1	1	3	2	0	0	1	0	0	0	0	6-8	2-1	1	3.91
Apr 03, 2004	USC		3.1	4	5	5	1	2	0	0	1	0	0	1	0	0	5-14	2-1	1	5.13
Apr 08, 2004	Oral Roberts		2.0	1	0	0	0	0	0	0	0	0	0	0	0	0	7-9	2-1	1	4.76
Apr 09, 2004	Oral Roberts		2.0	1	0	0	1	2	0	0	0	0	0	0	0	0	5-1	2-1	1	4.45
Apr 12, 2004	Arizona		1.2	2	0	0	0	5	0	0	0	0	0	0	0	0	9-5	2-1	2	4.22
Apr 17, 2004	at UCLA		1.1	0	0	0	0	2	0	0	0	0	0	0	0	0	4-3	3-1	2	4.05
Apr 18, 2004	at UCLA		3.0	5	2	2	0	3	1	0	1	0	0	0	0	0	10-11	3-2	2	4.21
Apr 24, 2004	at Washington State		2.2	1	0	0	0	3	0	0	0	0	0	1	0	0	5-2	4-2	2	3.92
Apr 27, 2004	at Wichita State		1.0	2	0	0	0	1	0	0	0	0	0	0	0	0	10-9	4-2	3	3.83
Apr 28, 2004	at Wichita State		1.1	1	0	0	0	1	0	0	0	0	0	0	0	0	4-3	4-2	4	3.70
May 04, 2004	New Mexico State		1.0	1	0	0	0	0	0	0	0	0	0	0	0	0	6-2	4-2	4	3.61
May 14, 2004	Oregon State		2.0	0	0	0	1	4	0	0	0	0	0	0	0	0	9-3	4-2	5	3.45
May 15, 2004	Oregon State		0.2	1	0	0	0	1	1	0	0	0	0	0	0	0	3-1	4-2	6	3.40
May 22, 2004	at Arizona		1.2	1	0	0	2	1	0	0	0	0	0	0	0	0	7-2	4-2	6	3.28
May 23, 2004	at Arizona		0.2	2	3	3	1	1	0	0	0	1	0	1	0	0	7-13	4-2	6	3.80
May 30, 2004	at Stanford		4.2	2	0	0	2	4	0	0	0	0	0	1	0	0	15-5	4-2	7	3.46
Totals			4	52.0	47	22	17	52	6	1	3	4	1	6	0	0	177-130	4-2	7	3.46

Year	ERA	W-L	App	GS	CG	SHO/CBO	SV	IP	H	R	ER	BB	SO	2B	3B	HR	BF	B/Avg	WP	HBP	SFA	SHA
2004....	3.46	4-2	23	4	0	0/0	7	52.0	47	22	20	17	52	6	1	3	220	.244	4	6	1	3
TOTAL...	3.46	4-2	23	4	0	0/0	7	52.0	47	22	20	17	52	6	1	3	220	.244	4	6	1	3

Situation	B/Avg	AB	H	BF	BB	SO	2B	3B	HR	HBP	WP	BK	SH	SF	GDP	Fly	Gnd	BB/G	SO/G
vs leadoff.....	.286	42	12	47	5	9	0	1	1	0	0	0	0	0	0	7	13	4.7	8.4
with runners.....	.255	98	25	112	6	27	4	0	2	4	4	1	3	1	6	25	23	1.9	8.6
w/runners & 2-out...	.154	39	6	46	4	14	0	0	1	3	1	0	0	0	0	11	7	3.3	11.5
rnrs in scoring pos.	.180	61	11	70	4	20	3	0	1	3	2	0	1	1	2	16	14	2.0	10.0
scoring pos & 2-out.	.097	31	3	35	2	10	0	0	1	2	0	0	0	0	0	11	6	1.9	9.6
bases empty.....	.232	95	22	108	11	25	2	1	1	2	0	0	0	0	0	20	26	4.2	9.5
bases loaded.....	.200	5	1	5	0	1	0	0	0	0	0	0	0	0	0	0	3	0.0	5.4